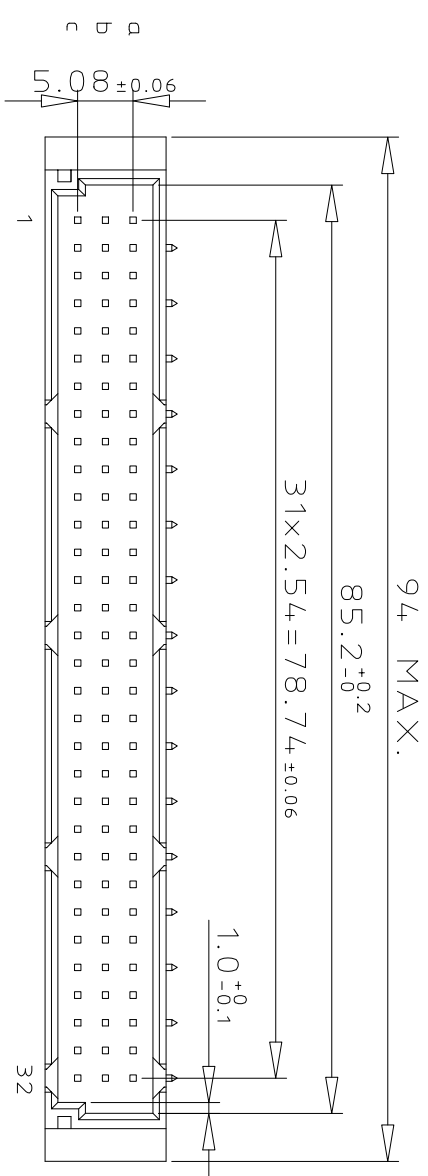
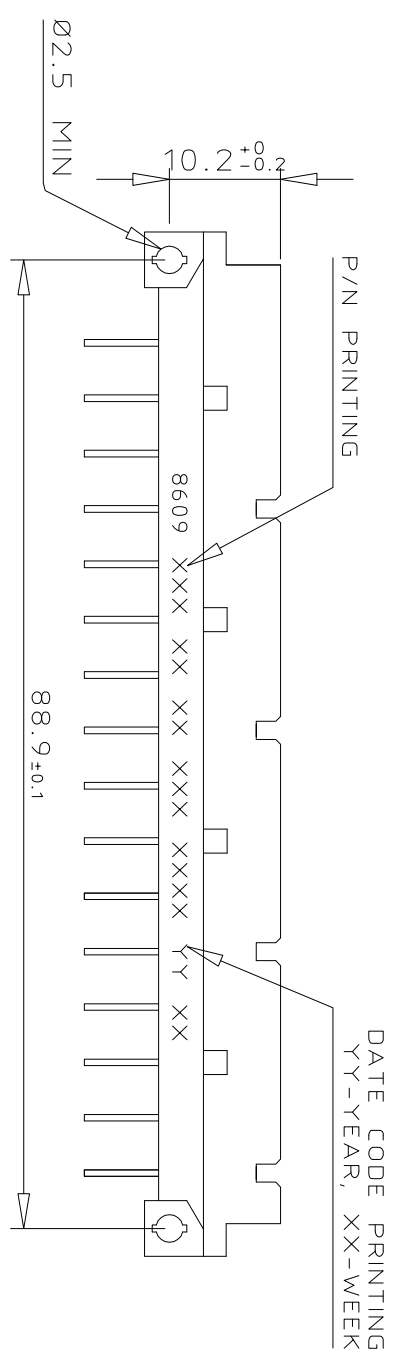
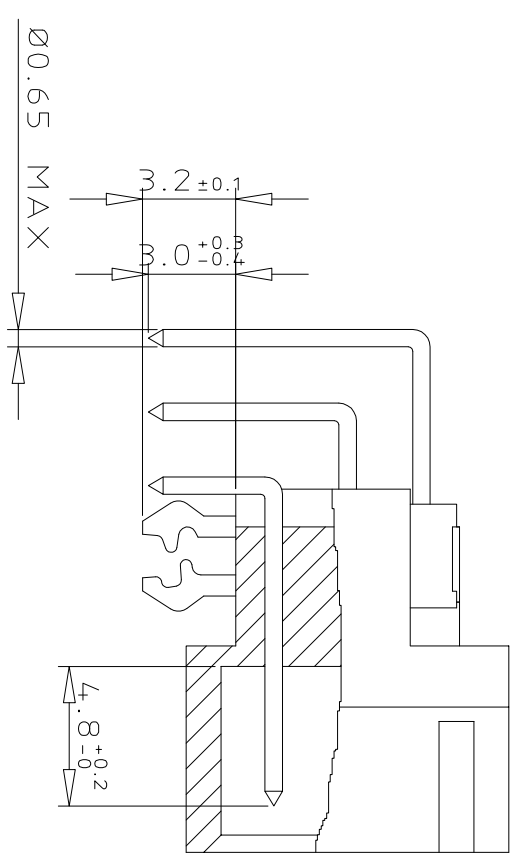


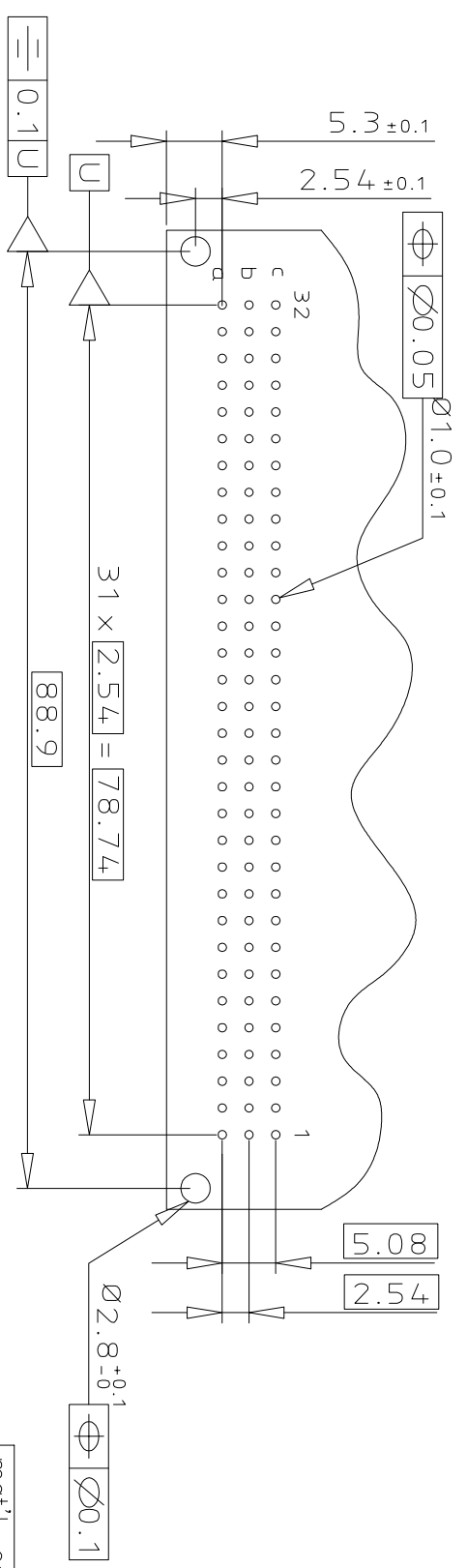
# DIMENSIONS



# TERMINATION



# PCB LAYOUT



# ORDERING INFORMATION

SERIES	8609	3	4	8	7	1	13	7	4	8	ELF
ROWS FITTED WITH CONTACTS	a	b	c								
NO. OF CONTACTS				48	32						
TYPE OF INSULATOR											
ROW MALE INSULATOR											
METHOD OF MOUNTING											
STANDARD MOUNTING - STYLE C											
TERMINATION											
ANGLED SPILL											
OPTIONS											
NO. OPTION WITH HARBOONS											
PERFORMANCE CLASS											
DIN 41612 CLASS 3											
DIN 41612 CLASS 2											
DIN 41612 CLASS 1											
AS PER MIL C 55302 / JSS 50808											
PITCH PER ROW											
5.08 mm EVEN LOADING											
LEAD FREE VERSION											

GENERAL CHARACTERISTICS & ROHS INFO

REFER DRAWING C-8609-0000A

mat'l. code SEE DWG C-8609-0000A	surface ISO 1302	tolerance ISO 406 ISO 1101	projection mm	product family 8609
tr ecn no 104-0084 105-0089 106-0061 107-0111 108-0146	dr mini mini mini mini KR	date 2004-09-18 2005-05-19 2006-05-31 2007-09-05 2008-10-22	angles linear	title DIN STANDARD HEADER DIN 41612 STYLE C
			0.X 0.XX 0.XXX	dwg no C-8609-2002
			±0.1 ±0.1 ±0.1	sheet 1 of 1 size A3
			scale 3:2	type Product Customer Drawing
sheet index	revision			
1	E			

# Mouser Electronics

Authorized Distributor

Click to View Pricing, Inventory, Delivery & Lifecycle Information:

[FCI / Amphenol:](#)

[86093487113758ELF](#) [86094327113758ELF](#)