

ALUMINUM ELECTROLYTIC CAPACITORS

UUL

Chip Type, Long Life Assurance



- Chip type with load life of 5000 hours at +105°C.
- Designed for surface mounting on high density PC board.
- Compliant to the RoHS directive (2011/65/EU,(EU)2015/863).
- AEC-Q200 compliant. Please contact us for details.

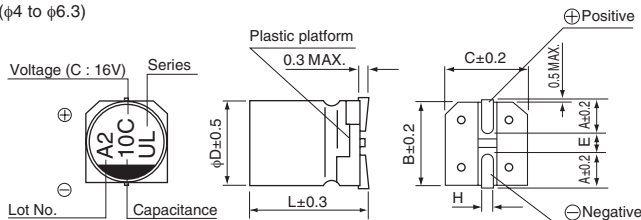


Specifications

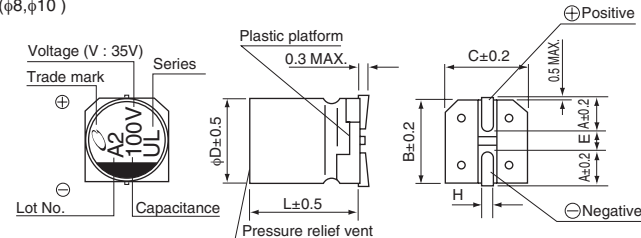
Item	Performance Characteristics								
Category Temperature Range	-40 to +105°C								
Rated Voltage Range	6.3 to 50V								
Rated Capacitance Range	1 to 1000μF								
Capacitance Tolerance	±20% at 120Hz, 20°C								
Leakage Current	After 2 minutes' application of rated voltage at 20°C, leakage current is not more than 0.01 CV or 3 (μA), Max								
Tangent of loss angle (tan δ)	Measurement frequency : 120Hz at 20°C								
	Rated voltage (V)	6.3	10	16	25	35	50		
Stability at Low Temperature	Measurement frequency : 120Hz								
	Rated voltage (V)		6.3	10	16	25	35	50	
	Impedance ratio	Z-25°C / Z+20°C	4	3	2	2	2	2	
Endurance	ZT / Z20 (MAX.)		Z-40°C / Z+20°C	10	7	5	3	3	3
	The specifications listed at right shall be met when the capacitors are restored to 20°C after the rated voltage is applied for 5000 hours at 105°C.	Capacitance change	Within ±30% of the initial capacitance value						
		tan δ	300% or less than the initial specified value						
Leakage current		Less than or equal to the initial specified value							
Shelf Life	After storing the capacitors under no load at 105°C for 1000 hours and then performing voltage treatment based on JIS C 5101-4 clause 4.1 at 20°C, they shall meet the specified values for the endurance characteristics listed above.								
Resistance to soldering heat	The capacitors are kept on a hot plate for 30 seconds, which is maintained at 250°C. The capacitors shall meet the characteristic requirements listed at right when they are removed from the plate and restored to 20°C.		Capacitance change		Within ±10% of the initial capacitance value				
			tan δ		Less than or equal to the initial specified value				
			Leakage current		Less than or equal to the initial specified value				
Marking	Black print on the case top.								

Chip Type

(φ4 to φ6.3)



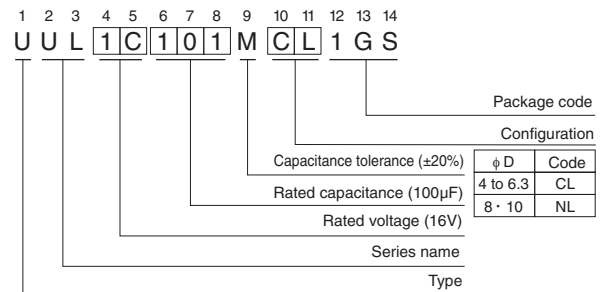
(φ8, φ10)



Voltage

V	6.3	10	16	25	35	50
Code	j	A	C	E	V	H

Type numbering system (Example : 16V 100μF)



φD × L	4 × 5.8	5 × 5.8	6.3 × 5.8	6.3 × 7.7	8 × 10	10 × 10
A	1.8	2.1	2.4	2.4	2.9	3.2
B	4.3	5.3	6.6	6.6	8.3	10.3
C	4.3	5.3	6.6	6.6	8.3	10.3
E	1.0	1.3	2.2	2.2	3.1	4.5
L	5.8	5.8	5.8	7.7	10	10
H	0.5 to 0.8	0.5 to 0.8	0.5 to 0.8	0.5 to 0.8	0.8 to 1.1	0.8 to 1.1

● Dimension table in next page.



■ Dimensions

Cap. (μ F)	V Code	6.3		10		16		25		35		50	
		0J		1A		1C		1E		1V		1H	
1	010											4 × 5.8	6.2
2.2	2R2											4 × 5.8	11
3.3	3R3											4 × 5.8	14
4.7	4R7									4 × 5.8	15	5 × 5.8	19
10	100					4 × 5.8	18	5 × 5.8	25	5 × 5.8	25	6.3 × 5.8	30
22	220			5 × 5.8	30	5 × 5.8	30	6.3 × 5.8	42	6.3 × 5.8	42	6.3 × 7.7	49
33	330	5 × 5.8	35	5 × 5.8	35	6.3 × 5.8	48	6.3 × 5.8	48	6.3 × 7.7	57	8 × 10	77
47	470	5 × 5.8	36	6.3 × 5.8	50	6.3 × 5.8	50	6.3 × 7.7	63	8 × 10	92	8 × 10	92
100	101	6.3 × 5.8	60	6.3 × 7.7	81	6.3 × 7.7	81	8 × 10	116	10 × 10	151	10 × 10	151
220	221	6.3 × 7.7	101	8 × 10	141	10 × 10	216	10 × 10	216	10 × 10	216		
330	331	8 × 10	160	10 × 10	238	10 × 10	238	10 × 10	238				
470	471	10 × 10	254	10 × 10	254	10 × 10	254						
1000	102	10 × 10	313										

Rated ripple current (mArms) at 105°C 120Hz

● Frequency coefficient of rated ripple current

Frequency	50 Hz	120 Hz	300 Hz	1 kHz	10 kHz or more
Coefficient	0.70	1.00	1.17	1.36	1.50

- Taping specifications are given in page 23.
- Recommended land size, soldering by reflow are given in page 18, 19.
- Please refer to page 3 for the minimum order quantity.

Mouser Electronics

Authorized Distributor

Click to View Pricing, Inventory, Delivery & Lifecycle Information:

Nichicon:

[UUL1C101MCL1GS](#) [UUL1E100MCL1GS](#) [UUL1E470MCL1GS](#) [UUL1V220MCL1GS](#) [UUL1C471MNL1GS](#)
[UUL1E101MNL1GS](#) [UUL1E331MNL1GS](#) [UUL1H010MCL1GS](#) [UUL1H100MCL1GS](#) [UUL1H101MNL1GS](#)
[UUL1H470MNL1GS](#) [UUL1A221MNL1GS](#) [UUL1V221MNL1GS](#) [UUL1V330MCL1GS](#) [UUL1V470MNL1GS](#)
[UUL1H4R7MCL1GS](#) [UUL0J101MCL1GS](#) [UUL0J221MCL1GS](#) [UUL0J330MCL1GS](#) [UUL0J470MCL1GS](#)
[UUL1A101MCL1GS](#) [UUL1A220MCL1GS](#) [UUL1A330MCL1GS](#) [UUL1A331MNL1GS](#) [UUL1A470MCL1GS](#)
[UUL1A471MNL1GS](#) [UUL1C100MCL1GS](#) [UUL1C221MNL1GS](#) [UUL1C330MCL1GS](#) [UUL1C331MNL1GS](#)
[UUL1E220MCL1GS](#) [UUL1E221MNL1GS](#) [UUL1E330MCL1GS](#) [UUL1H0R1MCL1GS](#) [UUL1H220MCL1GS](#)
[UUL1H2R2MCL1GS](#) [UUL1H330MNL1GS](#) [UUL1H3R3MCL1GS](#) [UUL1HR22MCL1GS](#) [UUL1HR33MCL1GS](#)
[UUL1HR47MCL1GS](#) [UUL1V100MCL1GS](#) [UUL1V101MNL1GS](#) [UUL1C470MCL1GS](#) [UUL1C220MCL1GS](#)
[UUL0J331MNL1GS](#) [UUL0J471MNL1GS](#) [UUL0J102MNL1GS](#) [UUL1H330MCL1GS](#) [UUL1H470MCL1GS](#)
[UUL1H101MCL1GS](#) [UUJ2W4R7MNQ1ZD](#)