

# High Frequency Ceramic Solutions


4.7GHz Band Pass Filter, EIA 0805, SMD, Low Loss and High Attenuation

P/N 4700BP15A0600

Detail Specification: 4/6/2020

Page 1 of 4

General Specifications	
Part Number	4700BP15A0600
Operating Frequency (MHz)	4400 - 5000
Insertion loss (dB)	0.7 typ. (0.9 max.)
Return Loss (dB)	10 min.
Power Capacity (W)	3 max. (CW)
Attenuation (dB)	
500 - 2690 MHz	36 typ. (30 min.)
2700 - 3800 MHz	18 typ. (15 min.)
8800 - 10000 MHz	30 typ. (15 min.)
13200 - 15000 MHz	30 typ. (15 min.)



Operating Temperature	-40°C to +85°C
Reel Quantity (pcs/reel)	4,000
Recommended Storage Conditions for unused T&R product	+5 to +35°C Humidity 45 - 75%RH 18 months max.

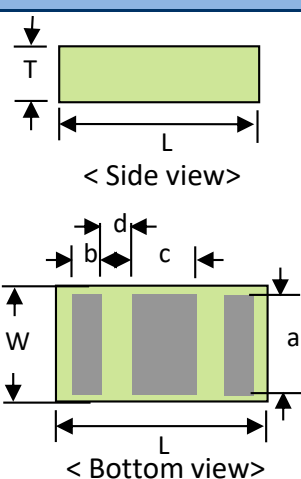
You can download measured s-parameters of this component at: <https://www.johansontechnology.com/band-pass-filters>

## Part Number Explanation

P/N Suffix	Packaging Style	Bulk	Suffix = S	E.g. 4700BP15A0600S
		T & R	Suffix = E	E.g. 4700BP15A0600E
	Evaluation Board	50Ω SMA	Suffix = EB1SMA	E.g. 4700BP15A0600-EB1SMA

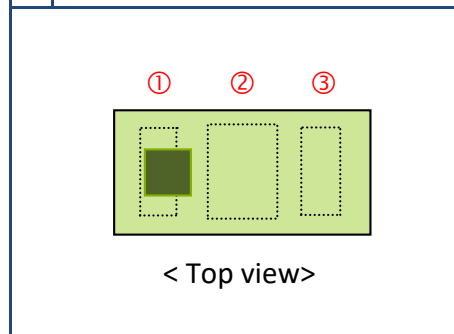
## Mechanical Dimensions

	In	mm
L	0.079 ± 0.006	2.00 ± 0.15
W	0.049 ± 0.004	1.25 ± 0.10
T	0.026 max.	0.65 max.
a	0.037 ± 0.004	0.95 ± 0.10
b	0.011 ± 0.004	0.28 ± 0.10
c	0.024 ± 0.004	0.60 ± 0.10
d	0.010 ± 0.002	0.25 ± 0.05



## Terminal Configuration

No.	Function
1	INPUT
2	GND
3	OUTPUT



Johanson Technology, Inc. reserves the right to make design changes without notice.

All sales are subject to Johanson Technology, Inc. terms and conditions.



<https://www.johansontechnology.com>

4001 Calle Tecate • Camarillo, CA 93012, USA • TEL +1.805.389.1166

Ver. 1.1

2019 Johanson Technology, Inc. All Rights Reserved

# High Frequency Ceramic Solutions

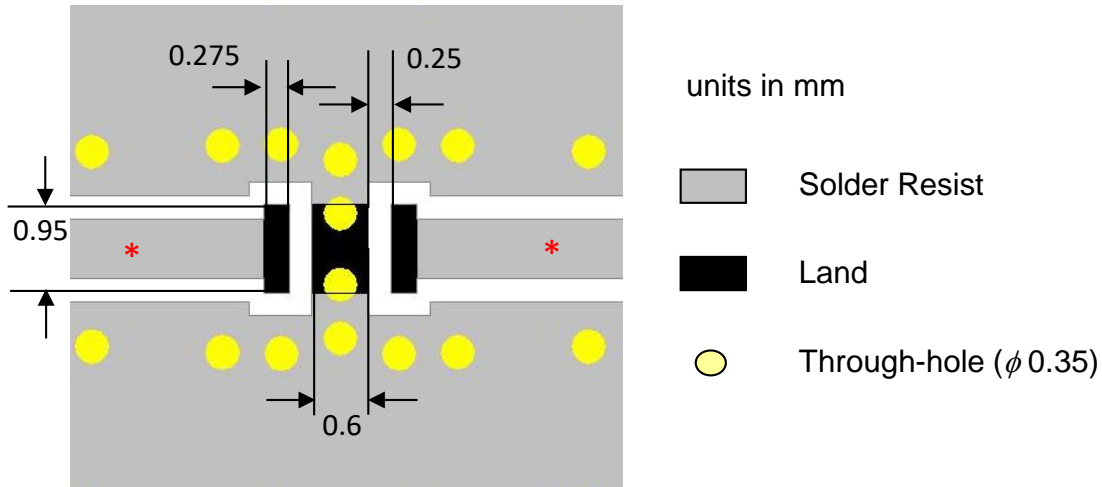
4.7GHz Band Pass Filter, EIA 0805, SMD, Low Loss and High Attenuation

P/N 4700BP15A0600

Detail Specification: 4/6/2020

Page 2 of 4

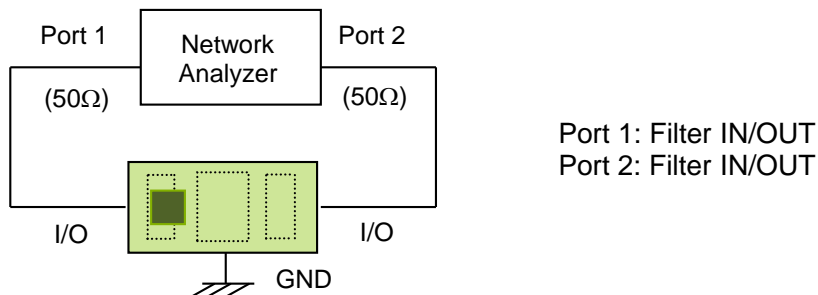
## Mounting Pad Dimensions



\* Transmission line width should be designed to match 50 $\Omega$  characteristic impedance, depending on PCB material and thickness.

Would you like the layout? Send us a message at: <https://www.johansontechnology.com/ask-a-question>

## Measurement Schematic



Johanson Technology, Inc. reserves the right to make design changes without notice.  
All sales are subject to Johanson Technology, Inc. terms and conditions.



Ver. 1.1

<https://www.johansontechnology.com>  
4001 Calle Tecate • Camarillo, CA 93012, USA • TEL +1.805.389.1166

2019 Johanson Technology, Inc. All Rights Reserved

# High Frequency Ceramic Solutions

4.7GHz Band Pass Filter, EIA 0805, SMD, Low Loss and High Attenuation

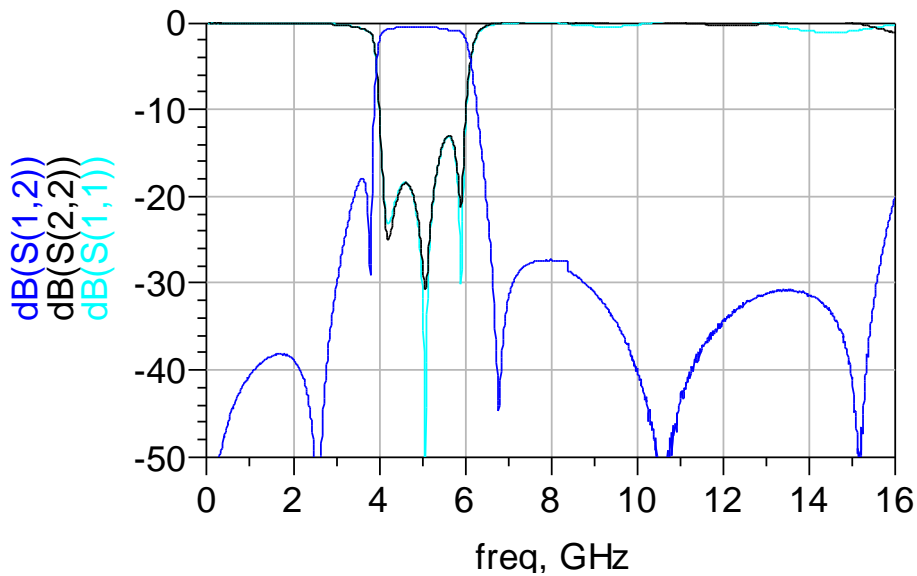
P/N 4700BP15A0600

Detail Specification: 4/6/2020

Page 3 of 4

## Typical Electrical Characteristics (T=25°C)

### Insertion Loss & Return loss



Do you need the S-parameter file of the above? Send us a message at:

<https://www.johansontechnology.com/ask-a-question>

Johanson Technology, Inc. reserves the right to make design changes without notice.

All sales are subject to Johanson Technology, Inc. terms and conditions.



<https://www.johansontechnology.com>

4001 Calle Tecate • Camarillo, CA 93012, USA • TEL +1.805.389.1166

Ver. 1.1

2019 Johanson Technology, Inc. All Rights Reserved

# High Frequency Ceramic Solutions

4.7GHz Band Pass Filter, EIA 0805, SMD, Low Loss and High Attenuation

P/N 4700BP15A0600

Detail Specification: 4/6/2020

Page 4 of 4

## Application Notes, Layout Files, and more

<https://www.johansontechnology.com/band-pass-filters>

## Packaging information

<https://www.johansontechnology.com/tape-reel-packaging>

## Soldering Information

<https://www.johansontechnology.com/ipcsoldering-profile>

## MSL Info

<https://www.johansontechnology.com/msl-rating>

## Recommended Storage Condition and Max Shelf Life

<https://www.johansontechnology.com/recommended-storage-conditions>

## RoHS Compliance

<https://www.johansontechnology.com/technical-notes/rohs-compliance>

## Antenna layout and tuning techniques

<https://www.johansontechnology.com/tuning.html>

## Antenna layout review, tuning, and characterization services

<https://www.johansontechnology.com/ipc-antenna-services>

Johanson Technology, Inc. reserves the right to make design changes without notice.

All sales are subject to Johanson Technology, Inc. terms and conditions.



<https://www.johansontechnology.com>

4001 Calle Tecate • Camarillo, CA 93012, USA • TEL +1.805.389.1166

Ver. 1.1

2019 Johanson Technology, Inc. All Rights Reserved

# Mouser Electronics

Authorized Distributor

Click to View Pricing, Inventory, Delivery & Lifecycle Information:

[Johanson:](#)

[4700BP15A0600E](#)