



Type 0AFG

240V, BS88-4 Semiconductor Fuse

0AFG Series

RoHS Compliant

Description

BS88-4 style stud-mount Fuse

Features

- High speed semi-conductor fuse
- Full compliance with EU Directive 2011/65/EU and amending directive 2015/863

Applications

Supplementary protection in appliance
AC/DC, DC/DC module for EV/EV charging

Physical Specifications



Materials	Body : Ceramic
	Terminals : Tin Plated Copper
Marking	On Fuse :
	"bel", "0AFGX", "Voltage Rating",
	"Current Rating", "Interrupting Rating"
	On Label :
	"bel", "0AFGX", "Current Rating", "Voltage Rating", "Interrupting Rating" and "RoHS", "CE" (China RoHS compliant).

Ratings

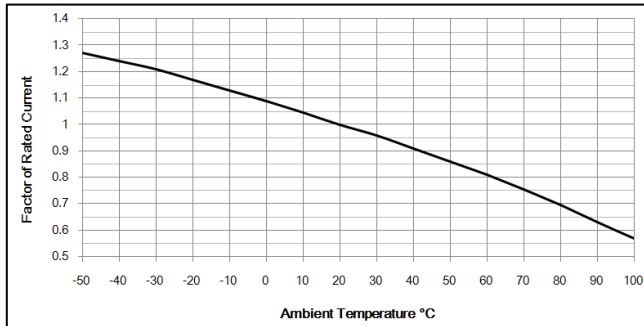
Ampere Rating / Voltage Rating	Ampere Range / Volt @ I.R. ability*
25A -180A / 240V AC 25A -180A / 150V DC	25A - 180A / 240V @ 50kA AC / 150V @ 10kA DC
*I.R.= Interrupting Rating = Short Circuit Rating(Amps)	

Electrical Characteristics

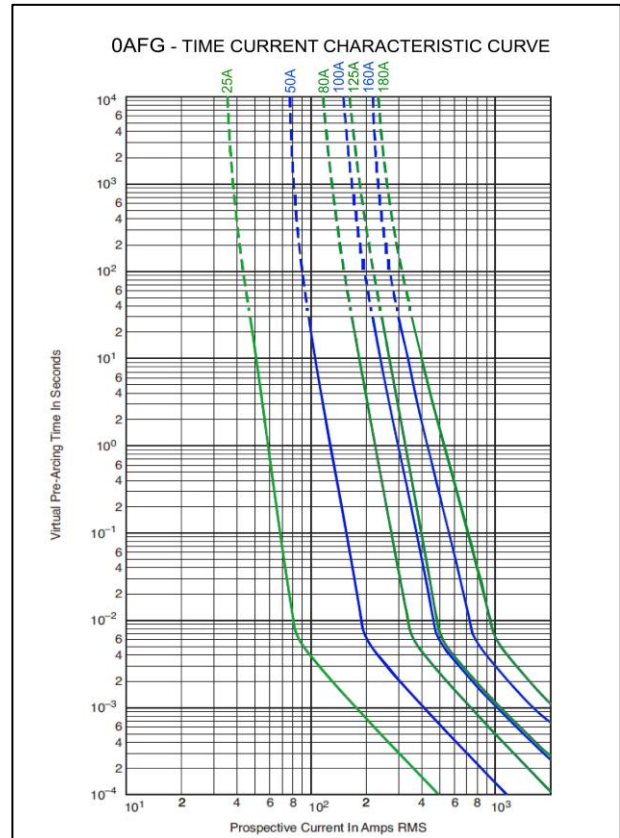
Total Clearing I ² t	Arc Voltage	Power Loss
The total clearing I ² t at rated voltage and at power factor of 15% are given in the electrical characteristics. For other voltages, the clearing I ² t is found by multiplying by correction factor, K, given as a function of applied working voltage, E _g (rms).	This curve gives the peak arc voltage, U _L , which may appear across the fuse during its operation as a function of the applied working voltage, E _g (rms) at a power factor of 15%.	Watts loss at rated current is given in the electrical characteristics. The curve allows the calculation of the power losses at load currents lower than the rated current. The correction factor, K _p , is given as a function of the RMS load current, I _b , in % of the rated current.

Temperature Re-Rating Curve

Operating temperature: -50°C to 100°C



Average Time Current Curve



Electrical Specifications

Part Number	Rated Current (RMS-A)	Voltage and Interrupting Ratings	Energy Integrals I2t (A²S)			Power loss (W)
			Pre-Arcing	Clearing at 120V	Clearing at 240V	
0AFGx9250Sxx	25A	See Table of Ratings on Page 1 for Voltage and associated Interrupting Ratings	18	120	250	4
0AFGx9500Sxx	50A		100	500	1400	7
0AFGx9800Sxx	80A		300	1900	3800	10
0AFGxK100Sxx	100A		600	3800	7500	10
0AFGxK125Sxx	125A		600	3800	7500	16
0AFGxK160Sxx	160A		1100	7000	16000	20
0AFGxK180Sxx	180A		1600	12000	29000	21

Consult manufacturer for other ratings

-Typical Pre-arcing I²t are measured at 10In Current

-Power loss provided at rated current

Conditions for operation in service

Where the following conditions apply, fuses complying with this standard are deemed capable of operating satisfactorily without further qualification.

Normal temperature: -5°C to 40°C;

The altitude of the site of installation of the fuses does not exceed 2000m above sea level;

The air is clean and the relative humidity does not exceed 50 % at the maximum temperature of 40°C;

Higher relative humidities are permitted at lower temperatures, e.g. 90 % at 20°C;

Under these conditions, moderate condensation may occasionally occur due to variation in temperature.

For operation conditions other than above, please contact manufacturer.



Specifications subject to change without notice

Bel Fuse Inc.
206 Van Vorst Street
Jersey City, NJ 07302 USA

+1 201.432.0463
Bel.US.CS@belf.com
belfuse.com/circuit-protection

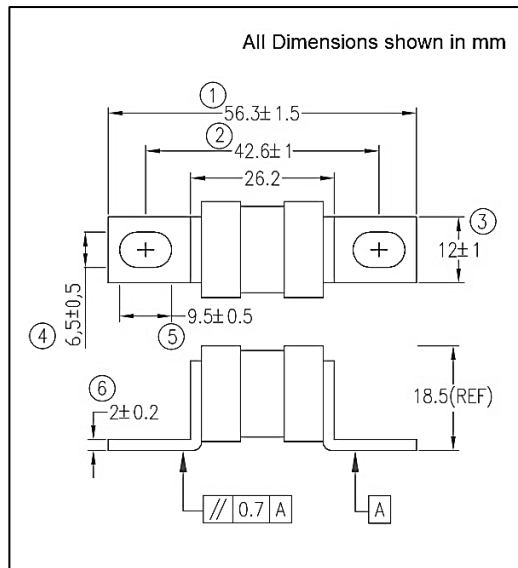
Fuse FGNO Explanation

0AFG X [XXXX] -XX

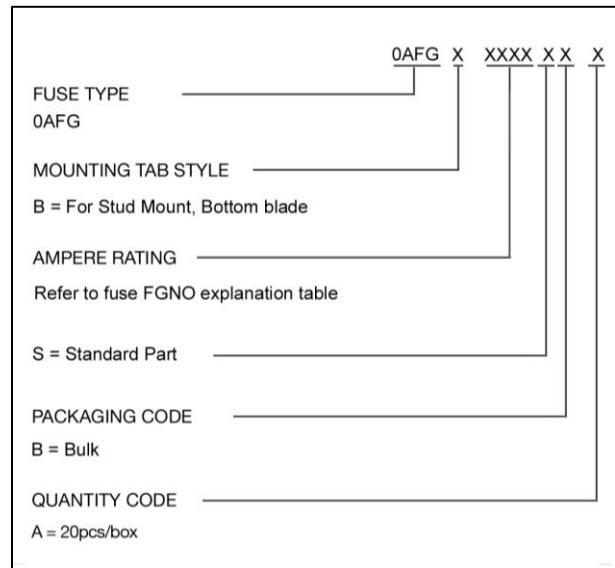
0AFGB=0AFGB; [XXXX]=Ampere Rating; XX=See Ordering Information as below

Amps	Bel FGNO[XXXX]
25	9250
50	9500
80	9800
100	K100
125	K125
160	K160
180	K180

Mechanical Dimensions



Ordering Information



Packaging

Packaging Option	Quantity	Packaging Code
Bulk	20pcs/box	BA

Mouser Electronics

Authorized Distributor

Click to View Pricing, Inventory, Delivery & Lifecycle Information:

Bel:

[0AFGB9250SBA](#) [0AFGB9500SBA](#) [0AFGB9800SBA](#) [0AFGBK100SBA](#) [0AFGBK125SBA](#) [0AFGBK160SBA](#)
[0AFGBK180SBA](#)