

## 200mW, 2% Tolerance Zener Diodes

### FEATURES

- Wide zener voltage range selection: 3.6V to 36V
- $V_Z$  tolerance selection of  $\pm 2\%$
- Moisture sensitivity level: level 1, per J-STD-020
- Compliant to RoHS directive 2011/65/EU and in accordance to WEEE 2002/96/EC
- Halogen-free according to IEC 61249-2-21

### APPLICATIONS

- Constant voltage control

### MECHANICAL DATA

- Case: SOD-323F
- Molding compound meets UL 94 V-0 flammability rating
- Terminal: Matte tin plated leads, solderable per J-STD-002
- Polarity: Indicated by cathode band
- Weight: 4.594 mg (approximately)

KEY PARAMETERS		
PARAMETER	VALUE	UNIT
$V_Z$	3.6-36	V
$P_D$	200	mW
$T_J$ Max.	150	$^{\circ}\text{C}$
Package	SOD-323F	
Configuration	Single die	



ABSOLUTE MAXIMUM RATINGS ( $T_A = 25^{\circ}\text{C}$ unless otherwise noted)			
PARAMETER	SYMBOL	VALUE	UNIT
Power dissipation	$P_D$	200	mW
Junction temperature range	$T_J$	-55 to +150	$^{\circ}\text{C}$
Storage temperature range	$T_{STG}$	-55 to +150	$^{\circ}\text{C}$

**ELECTRICAL SPECIFICATIONS** ( $T_A = 25^\circ\text{C}$  unless otherwise noted)

PART NUMBER	MARKING CODE	ZENER VOLTAGE			TEST CURRENT	REGULAR IMPEDANCE		TEST CURRENT	LEAKAGE CURRENT	
		$V_Z @ I_{ZT}$			$I_{ZT}$	$Z_{ZT} @ I_{ZT}$	$Z_{ZK} @ I_{ZK}$	$I_{ZK}$	$I_R @ V_R$	
		V			mA	$\Omega$	$\Omega$	mA	$\mu\text{A}$	V
		Min.	Nom.	Max.		Max.	Max.		Max.	
UDZS3V6B	D0	3.60	3.60	3.85	5	90	600	1.0	4.50	1
UDZS3V9B	D1	3.89	3.90	4.16	5	90	600	1.0	2.70	1
UDZS4V3B	D2	4.17	4.30	4.43	5	90	600	1.0	2.70	1
UDZS4V7B	D3	4.55	4.70	4.75	5	80	500	1.0	2.70	1
UDZS5V1B	D4	4.98	5.10	5.20	5	60	500	1.0	1.80	2
UDZS5V6B	D5	5.49	5.60	5.73	5	40	300	1.0	0.90	3
UDZS6V2B	D6	6.06	6.20	6.33	5	40	150	1.0	2.70	3
UDZS6V8B	D7	6.65	6.80	6.93	5	30	75	1.0	1.80	4
UDZS7V5B	D8	7.28	7.50	7.60	5	30	75	1.0	0.90	4
UDZS8V2B	D9	8.02	8.20	8.36	5	30	75	1.0	0.63	5
UDZS9V1B	DA	8.85	9.10	9.23	5	30	90	1.0	0.45	6
UDZS10B	DB	9.77	10.00	10.21	5	20	150	1.0	0.18	7
UDZS11B	DC	10.76	11.00	11.22	5	20	150	1.0	0.09	8
UDZS12B	DE	11.74	12.00	12.24	5	20	150	1.0	0.09	9
UDZS13B	DF	12.91	13.00	13.49	5	40	160	1.0	0.045	10
UDZS15B	DG	14.34	15.00	14.98	5	40	190	1.0	0.045	11
UDZS16B	DH	15.85	16.00	16.51	5	40	190	1.0	0.045	12
UDZS18B	DJ	17.56	18.00	18.35	5	50	220	1.0	0.045	13
UDZS20B	DK	19.52	20.00	20.39	5	60	220	1.0	0.045	15
UDZS22B	DL	21.54	22.00	22.47	5	80	240	1.0	0.045	17
UDZS24B	DM	23.72	24.00	24.78	5	80	240	1.0	0.045	19
UDZS27B	DN	26.19	27.00	27.53	5	100	300	0.5	0.045	21
UDZS30B	DP	29.19	30.00	30.69	5	100	300	0.5	0.045	23
UDZS33B	DR	32.15	33.00	33.79	5	100	310	0.5	0.045	25
UDZS36B	DS	35.07	36.00	36.87	5	100	330	0.5	0.045	27

**Notes:**

1. The zener voltage ( $V_Z$ ) is tested under pulse condition of 30ms
2. For detailed information on price, availability and delivery of nominal zener voltages between the voltages shown and tighter voltage tolerances
3. The zener impedance is derived from the 60-cycle ac voltage, which results when an ac current having an ms value equal to 10% of the DC zener current ( $I_{ZT}$  or  $I_{ZK}$ ) is superimposed to  $I_{ZT}$  or  $I_{ZK}$

<b>ORDERING INFORMATION</b>		
<b>PART NO.</b> (Note 1)	<b>PACKAGE</b>	<b>PACKING</b>
UDZSxxxB RRG	SOD-323F	3K / 7" Reel
UDZSxxxB RR	SOD-323F	3K / 7" Reel
UDZSxxxB R9G	SOD-323F	10K / 13" Reel
UDZSxxxB R9	SOD-323F	10K / 13" Reel

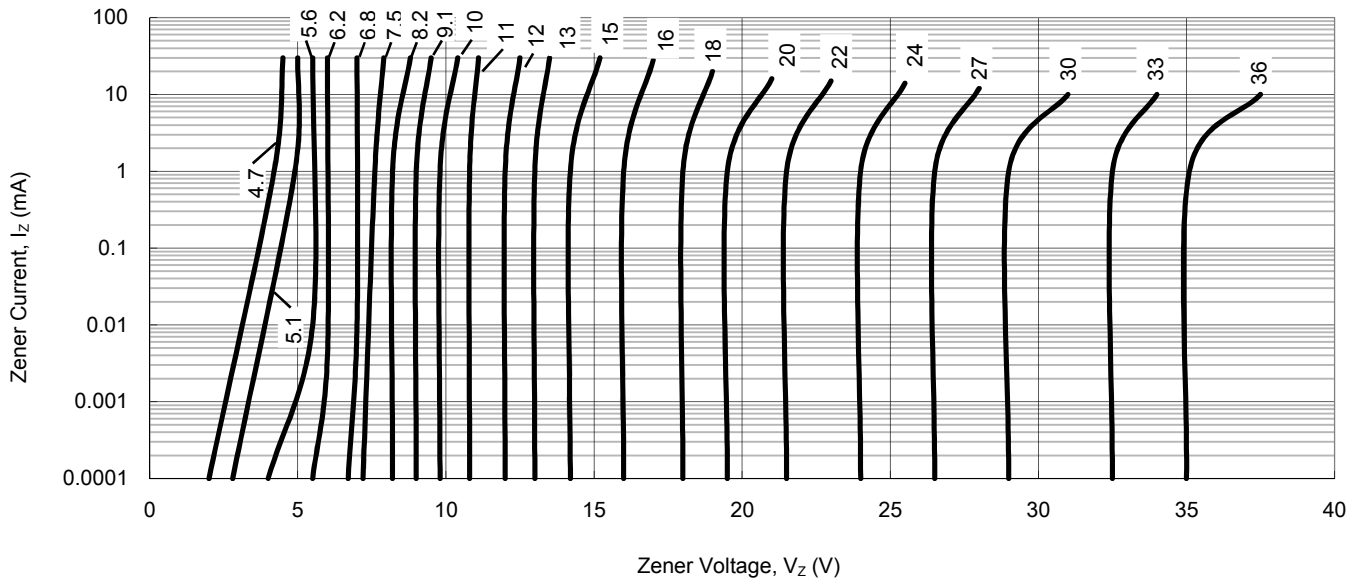
**Note:**

1. "xxx" defines voltage from 3.6V (UDZS3V6B) to 36V (UDZS36B)

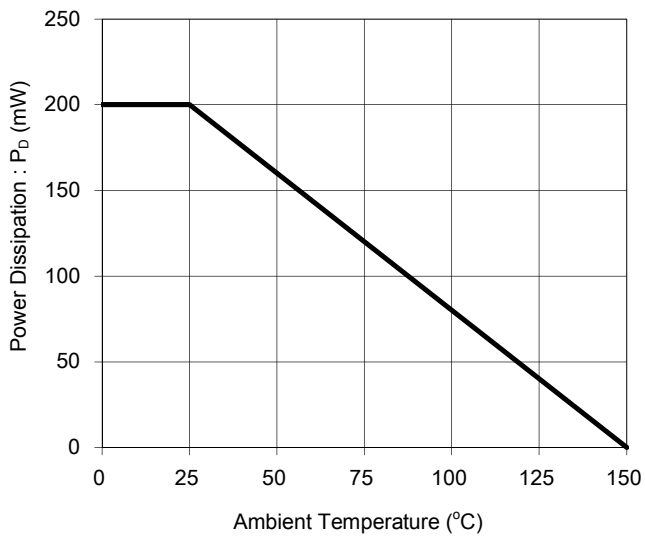
**CHARACTERISTICS CURVES**

( $T_A = 25^\circ\text{C}$  unless otherwise noted)

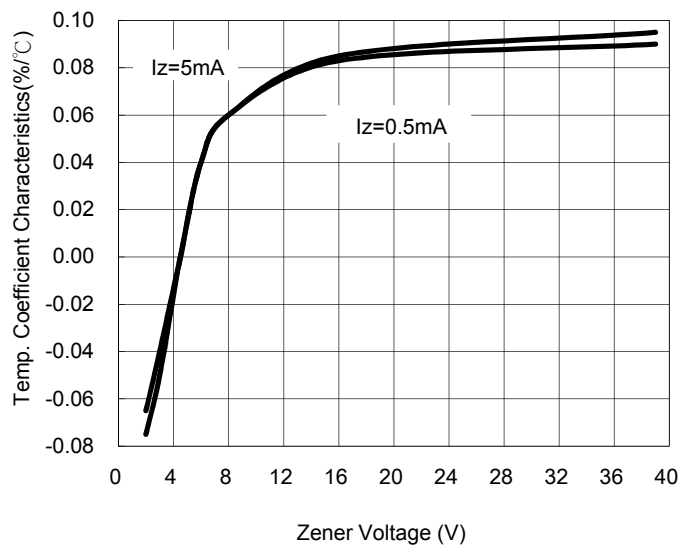
**Fig.1 VZ - IZ Characteristics**



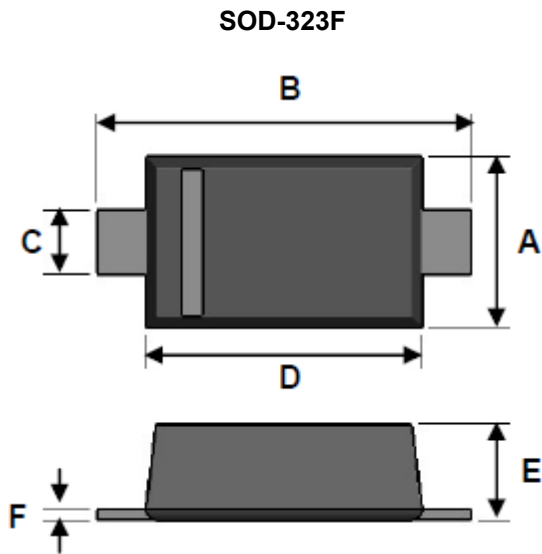
**Fig.2 Derating Curve**



**Fig.3 Zener Voltage-Temp. Coefficient Characteristics**

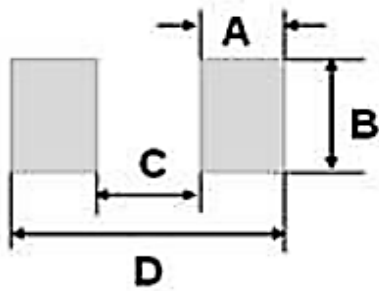


**PACKAGE OUTLINE DIMENSION**



DIM.	Unit (mm)		Unit (inch)	
	Min	Max	Min	Max
A	1.15	1.35	0.045	0.053
B	2.30	2.80	0.091	0.110
C	0.25	0.40	0.010	0.016
D	1.60	1.80	0.063	0.071
E	0.80	1.10	0.031	0.043
F	0.05	0.25	0.002	0.010

**SUGGEST PAD LAYOUT**



DIM.	Unit (mm)	Unit (inch)
	Typ.	Typ.
A	0.63	0.025
B	0.83	0.033
C	1.60	0.063
D	2.86	0.113

## Notice

Specifications of the products displayed herein are subject to change without notice. TSC or anyone on its behalf, assumes no responsibility or liability for any errors or inaccuracies.

Information contained herein is intended to provide a product description only. No license, express or implied, to any intellectual property rights is granted by this document. Except as provided in TSC's terms and conditions of sale for such products, TSC assumes no liability whatsoever, and disclaims any express or implied warranty, relating to sale and/or use of TSC products including liability or warranties relating to fitness for a particular purpose, merchantability, or infringement of any patent, copyright, or other intellectual property right.

The products shown herein are not designed for use in medical, life-saving, or life-sustaining applications. Customers using or selling these products for use in such applications do so at their own risk and agree to fully indemnify TSC for any damages resulting from such improper use or sale.

# Mouser Electronics

Authorized Distributor

Click to View Pricing, Inventory, Delivery & Lifecycle Information:

## Taiwan Semiconductor:

[UDZS10B](#) [UDZS11B](#) [UDZS12B](#) [UDZS13B](#) [UDZS15B](#) [UDZS16B](#) [UDZS18B](#) [UDZS20B](#) [UDZS22B](#) [UDZS24B](#)  
[UDZS27B](#) [UDZS30B](#) [UDZS33B](#) [UDZS36B](#) [UDZS6V2B](#) [UDZS10VB](#) [UDZS11VB](#) [UDZS12VB](#) [UDZS13VB](#)  
[UDZS15VB](#) [UDZS16VB](#) [UDZS18VB](#) [UDZS20VB](#) [UDZS22VB](#) [UDZS24VB](#) [UDZS27VB](#) [UDZS30VB](#) [UDZS33VB](#)  
[UDZS36VB](#) [UDZS3V6B](#) [UDZS3V9B](#) [UDZS4V3B](#) [UDZS4V7B](#) [UDZS5V1B](#) [UDZS5V6B](#) [UDZS6V8B](#) [UDZS7V5B](#)  
[UDZS8V2B](#) [UDZS9V1B](#) [UDZS10B RRG](#) [UDZS11B RRG](#) [UDZS12B RRG](#) [UDZS13B RRG](#) [UDZS15B RRG](#)  
[UDZS16B RRG](#) [UDZS18B RRG](#) [UDZS20B RRG](#) [UDZS22B RRG](#) [UDZS24B RRG](#) [UDZS27B RRG](#) [UDZS30B RRG](#)  
[UDZS33B RRG](#) [UDZS36B RRG](#) [UDZS3V6B RRG](#) [UDZS3V9B RRG](#) [UDZS4V3B RRG](#) [UDZS4V7B RRG](#)  
[UDZS5V1B RRG](#) [UDZS5V6B RRG](#) [UDZS6V2B RRG](#) [UDZS6V8B RRG](#) [UDZS7V5B RRG](#) [UDZS8V2B RRG](#)  
[UDZS9V1B RRG](#) [UDZS13B RR](#) [UDZS36B RR](#) [UDZS30B RR](#) [UDZS16B RR](#) [UDZS9V1B RR](#) [UDZS3V9B RR](#)  
[UDZS4V7B RR](#) [UDZS20B RR](#) [UDZS4V3B RR](#) [UDZS3V6B RR](#) [UDZS27B RR](#) [UDZS11B RR](#) [UDZS10B RR](#)  
[UDZS8V2B RR](#) [UDZS5V6B RR](#) [UDZS12B RR](#) [UDZS18B RR](#) [UDZS7V5B RR](#) [UDZS24B RR](#) [UDZS33B RR](#)  
[UDZS6V8B RR](#) [UDZS6V2B RR](#) [UDZS15B RR](#) [UDZS5V1B RR](#)