

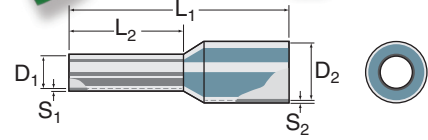
## Original Industry Standard Ferrules



### Tested According To:

CSA Std C22.2 No. 65-93  
 CSA Std C22.2 No. 188-M1983  
 ANSI/UL Std No. 486A  
 ANSI/UL Std No. 486C

- Wire Connectors
- Splicing Wire and Cable Connectors
- Wire Connectors and Soldering Lugs for Use with Copper Conductors
- Splicing Wire Connectors



Ferrules insure reliable electrical connections when terminating stranded flexible wire in terminal blocks, circuit breakers or other control devices. Insulated ferrules prevent conductor breakage due to bending, wire stress or vibration while facilitating wire insertion into the terminal clamp.

Altech's standard insulated ferrules are color coded by conductor size for convenient identification.

To ensure efficient ferrule crimping, always select the smallest ferrule diameter that fits the wire and use only professional crimping tools.

- Sleeve: polypropylene
- Tube: tin-plated copper

	AWG	mm <sup>2</sup>	Color	Cat. No.	L1	Ferrule Dimensions mm					Std. Pack*
						L2	D1	S1	D2	S2	
	24	0.25	Lt. Blue	2620.0	10	6	0.85	0.15	1.8	0.25	500/100
	24	0.25	Lt. Blue	2621.0	12	8	0.85	0.15	1.8	0.25	500/100
	22	0.34	Turquoise	2622.0	10	6	0.85	0.15	2	0.25	500/100
	22	0.34	Turquoise	2623.0	12	8	0.85	0.15	2	0.25	500/100
	20	0.5	Orange	2397.0	12	6	1	0.15	2.6	0.25	500/100
	20	0.5	Orange	2201.0	14	8	1	0.15	2.6	0.25	500/100
	18	0.75	White	2398.0	12	6	1.2	0.15	2.8	0.25	500/100
	18	0.75	White	2202.0	14	8	1.2	0.15	2.8	0.25	500/100
	18	1	Yellow	2399.0	12	6	1.4	0.15	3	0.25	500/100
	18	1	Yellow	2203.0	14	8	1.4	0.15	3	0.25	500/100
	16	1.5	Red	2204.0	14	8	1.7	0.15	3.5	0.25	500/100
	16	1.5	Red	2400.0	16	10	1.7	0.15	3.5	0.25	500/100
	16	1.5	Red	2205.0	24	18	1.7	0.15	3.5	0.25	500/100
	14	2.5	Blue	2206.0	14	8	2.2	0.15	4.2	0.25	500/100
	14	2.5	Blue	2401.0	18	12	2.2	0.15	4.2	0.25	500/100
	14	2.5	Blue	2207.0	24	18	2.2	0.15	4.2	0.25	500/100
	12	4	Gray	2208.0	17	10	2.8	0.2	4.8	0.3	500/100
	12	4	Gray	2402.0	20	12	2.8	0.2	4.8	0.3	500/100
	12	4	Gray	2209.0	26	18	2.8	0.2	4.8	0.3	100
	10	6	Black	2210.0	20	12	3.5	0.2	6.3	0.3	100
	10	6	Black	2211.0	26	18	3.5	0.2	6.3	0.3	100
	8	10	Ivory	2212.0	22	12	4.5	0.2	7.6	0.4	100
	8	10	Ivory	2213.0	28	18	4.5	0.2	7.6	0.4	100
	6	16	Green	2214.0	24	12	5.8	0.2	8.8	0.4	100
	6	16	Green	2215.0	28	18	5.8	0.2	8.8	0.4	100
	4	25	Brown	2267.0	30	18	7.3	0.2	11.2	0.4	50
	4	25	Brown	2272.0	36	22	7.3	0.2	11.2	0.4	50
	2	35	Beige	2276.0	30	18	8.3	0.2	12.7	0.4	50
	2	35	Beige	2390.0	39	25	8.3	0.2	12.7	0.4	50
	1	50	Olive	2500.0	36	20	10.3	0.3	15	0.5	50
	2/0	70	Yellow	2786.0	37	20	12.7	0.35	16	0.6	25
	3/0	95	Red	2787.0	44	25	14.7	0.35	16	0.6	5
	4/0	120	Blue	2788.0	48	27	16.5	0.5	21	0.7	25
	250MCM	150	Yellow	2789.0	58	32	18.5	0.5	23.5	0.75	25

**CRIMPER  
 SELECTOR  
 GUIDE**  
 page 18

\* Different standard packs are available as shown. To order the desired standard pack, please use the quantity required as a suffix to the cat. no.  
 Example for 100 standard pack: Cat. No. 2620.0/100

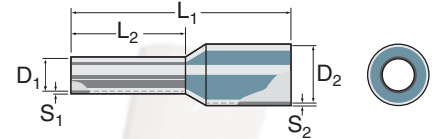
## Original DIN Standard Ferrules



**Tested According To:**

CSA Std C22.2 No. 65-93  
 CSA Std C22.2 No. 188-M1983  
 ANSI/UL Std No. 486A  
 ANSI/UL Std No. 486C

- Wire Connectors
- Splicing Wire and Cable Connectors
- Wire Connectors and Soldering Lugs for Use with Copper Conductors
- Splicing Wire Connectors



































Ferrules insure reliable electrical connections when terminating stranded flexible wire in terminal blocks, circuit breakers or other control devices.

Insulated ferrules prevent conductor breakage due to bending, wire stress or vibration while facilitating wire insertion into the terminal clamp.

Altech's DIN standard ferrules are in compliance with DIN requirements, making them ideal for export applications. They also have a specified color code convention that differs from the color code used for Altech's industry standard ferrules.

To ensure efficient ferrule crimping, always select the smallest ferrule diameter that fits the wire and use only professional crimping tools.

- Sleeve: polypropylene
- Tube: tin plated copper

	AWG	mm <sup>2</sup>	Cat. Color	No.	L1	L2	D1	S1	D2	S2	Std. Pack*
	20	0.5	White	2863.0	12	6	1	0.15	2.6	0.25	500/100
	20	0.5	White	2864.0	14	8	1	0.15	2.6	0.25	500/100
	20	0.5	White	2865.0	16	10	1	0.15	2.6	0.25	500/100
	18	0.75	Gray	2866.0	12	6	1.2	0.15	2.8	0.25	500/100
	18	0.75	Gray	2867.0	14	8	1.2	0.15	2.8	0.25	500/100
	18	0.75	Gray	2868.0	16	10	1.2	0.15	2.8	0.25	500/100
	18	0.75	Gray	2869.0	18	12	1.2	0.15	2.8	0.25	500/100
	18	1	Red	2870.0	12	6	1.4	0.15	3	0.25	500/100
	18	1	Red	2871.0	14	8	1.4	0.15	3	0.25	500/100
	18	1	Red	2872.0	16	10	1.4	0.15	3	0.25	500/100
	18	1	Red	2840.0	18	12	1.4	0.15	3	0.25	500/100
	16	1.5	Black	2841.0	14	8	1.7	0.15	3.5	0.25	500/100
	16	1.5	Black	2842.0	16	10	1.7	0.15	3.5	0.25	500/100
	16	1.5	Black	2843.0	18	12	1.7	0.15	3.5	0.25	500/100
	16	1.5	Black	2844.0	24	18	1.7	0.15	3.5	0.25	500/100
	14	2.5	Blue	2845.0	14	8	2.2	0.15	4.2	0.25	500/100
	14	2.5	Blue	2846.0	18	12	2.2	0.15	4.2	0.25	500/100
	14	2.5	Blue	2847.0	24	8	2.2	0.15	4.2	0.25	500/100
	12	4	Gray	2848.0	17	10	2.8	0.2	4.8	0.3	500/100
	12	4	Gray	2849.0	20	12	2.8	0.2	4.8	0.3	500/100
	12	4	Gray	2850.0	26	18	2.8	0.2	4.8	0.3	100
	10	6	Yellow	2851.0	20	12	3.5	0.2	6.3	0.3	100
	10	6	Yellow	2852.0	26	18	3.5	0.2	6.3	0.3	100
	8	10	Red	2853.0	22	12	4.5	0.2	7.6	0.4	100
	8	10	Red	2854.0	28	18	4.5	0.2	7.6	0.4	100
	6	16	Blue	2855.0	24	12	5.8	0.2	8.8	0.4	100
	6	16	Blue	2856.0	28	18	5.8	0.2	8.8	0.4	100
	4	25	Yellow	2857.0	30	18	7.3	0.2	11.2	0.4	50
	4	25	Yellow	2858.0	36	22	7.3	0.2	11.2	0.4	50
	2	35	Red	2859.0	30	18	8.3	0.2	12.7	0.4	50
	2	35	Red	2860.0	39	25	8.3	0.2	12.7	0.4	50
	1	50	Blue	2861.0	36	20	10.3	0.3	15	0.5	50

**CRIMPER  
 SELECTOR  
 GUIDE**  
 page 18

\* Different standard packs are available as shown. To order the desired standard pack, please use the quantity required as a suffix to the cat. no.  
 Example for 100 standard pack: Cat. No. 2863.0/100



## Original Dual Wire Ferrules

### Dual Wire Insulated

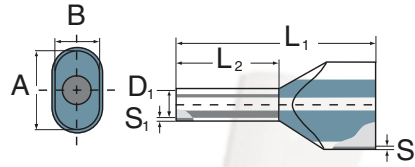
Dual Wire Ferrules have larger diameters and special shaped sleeves that accept two conductors of the same or different size. They provide an efficient connection of multiple wires in the same terminal clamp or simplify wire jumpering between terminal clamps. They are color coded with the same convention as the insulated DIN standard ferrules.

To ensure efficient ferrule crimping always select the smallest ferrule diameter that fits the wire and use only professional crimping tools.

- Sleeve: polypropylene
- Tube: tin plated copper



**Tested According To:**  
 CSA Std C22.2 No. 65-93  
 CSA Std C22.2 No. 188-M1983  
 ANSI/UL Std No. 486A  
 ANSI/UL Std No. 486C




- Wire Connectors
- Splicing Wire and Cable Connectors
- Wire Connectors and Soldering Lugs for Use with Copper Conductors
- Splicing Wire Connectors

Wires x AWG	mm <sup>2</sup>	Color	Cat. No.	L1	L2	Ferrule Dimensions mm				Std. Pack*	
						D1	S1	A	B	S2	
2x20	2x0.50	White	2794.0	14.6	8.2	1.4	0.15	5	3	0.3	500/100
2x18	2x0.75	Gray	2775.0	14.6	8.2	1.7	0.15	5.5	3	0.3	500/100
2x18	2x0.75	Gray	2795.0	16.4	10	1.7	0.15	5.5	3	0.3	500/100
2x18	2x1	Red	2776.0	15.4	8.2	2.3	0.15	5.8	3.2	0.3	500/100
2x18	2x1	Red	2796.0	25.2	18	2.3	0.15	5.8	3.2	0.3	500/100
2x16	2x1.5	Black	2777.0	15.8	8.2	2.2	0.15	6.5	3.6	0.3	500/100
2x16	2x1.5	Black	2797.0	19.6	12	2.2	0.15	6.5	3.6	0.3	500/100
2x14	2x2.5	Blue	2778.0	18.5	10	2.8	0.15	8	4.5	0.4	500/100
2x14	2x2.5	Blue	2798.0	20.5	12	2.8	0.15	8	4.5	0.4	500/100
2x12	2x4	Gray	2799.0	22	12	3.5	0.2	9	5.2	0.5	100
2x10	2x6	Yellow	2800.0	23	12	4.5	0.2	11.4	6.2	0.5	100
2x8	2x10	Red	2801.0	24	12	5.8	0.2	13.4	7.6	0.5	100
2X6	2x16	Blue	2802.0	29	16	8.3	0.3	17.2	9.5	0.6	50

### INSULATED FERRULES Assortment Box

Handy Assortment Boxes for convenient dispensing and storage of Industry and DIN Standard Insulated Ferrules. Types AB1-S and AB1-D are equipped with five different ferrule sizes. Types AB2-S and AB2-D are equipped with four different ferrule sizes. Contents of each box is listed.



\* Different standard packs are available for many ferrules. To order the desired standard pack, please use the quantity required as a suffix to the Cat. No.

Example: Cat. No. 2794.0/100 for a standard pack of 100



AB1-D

**CRIMPER SELECTOR GUIDE**  
page 18



Other assortments including uninsulated ferrules available upon request.

Ferrule Qty.	AWG	mm <sup>2</sup>	Ferrule Cat. No.	Ferrule Color	Type	Cat. No.	Std. Pack
<b>AB1-S Industry Standard</b>					<b>AB1-S</b>	<b>2884.9</b>	<b>1</b>
50	20	0.5	2201.0	Orange			
100	20	0.75	2202.0	White			
100	18	1	2399.0	Yellow			
100	16	1.5	2204.0	Red			
50	14	2.5	2206.0	Blue			
<b>AB2-S Industry Standard</b>					<b>AB2-S</b>	<b>2885.9</b>	<b>1</b>
50	12	4	2208.0	Gray			
20	10	6	2210.0	Black			
20	8	10	2212.0	Ivory			
10	6	16	2214.0	Green			
<b>AB1-D DIN Standard</b>					<b>AB1-D</b>	<b>2884.0</b>	<b>1</b>
50	20	0.5	2864.0	White			
100	20	0.75	2867.0	Gray			
100	18	1	2871.0	Red			
100	16	1.5	2841.0	Black			
50	14	2.5	2845.0	Blue			
<b>AB2-D DIN Standard</b>					<b>AB2-D</b>	<b>2885.0</b>	<b>1</b>
50	12	4	2848.0	Gray			
20	10	6	2851.0	Yellow			
20	8	10	2853.0	Red			
10	6	16	2855.0	Blue			