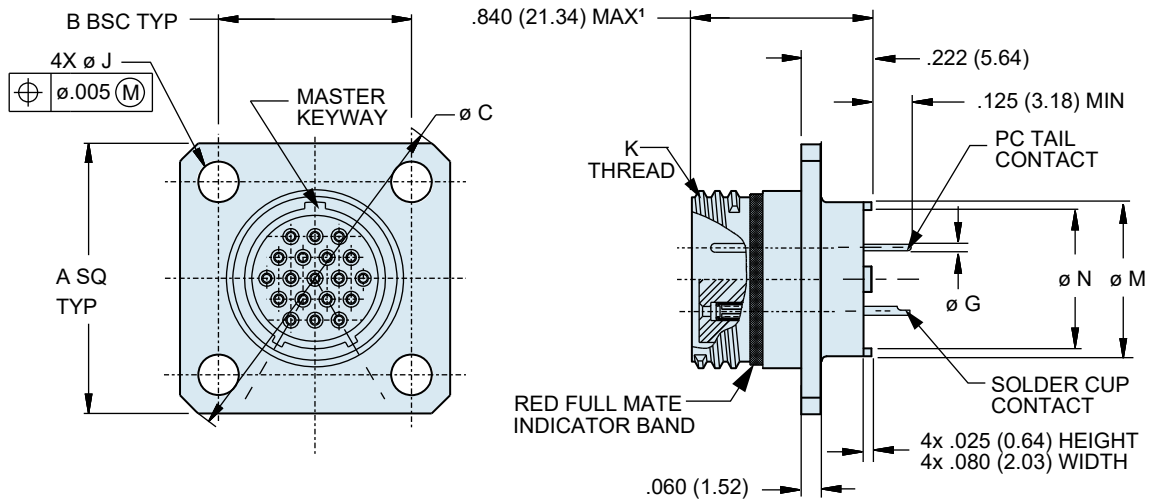


Series 805 Mighty Mouse Triple-Start ACME Thread PC Tail or Solder Cup Receptacle 805-005 and 805-017 Shell Style -02 Dimensions



Series 805

Square flange, front or rear panel mount receptacle - shell style 02



Dimensions								
Shell Size	A SQ Typ	B Bsc Typ	Ø C	Ø J ± .003 (0.08)	K Thread	Ø M	Ø N	Ø G Tail Dia.
8	.850 (21.59)	.660 (16.76)	1.150 (29.21)	.094 (2.39)	.5000-.1P-.3L-TS	.330 (8.38)	.236 (5.99)	#23 .018/.022 (0.46/0.56)
9	.913 (23.19)	.723 (18.36)	1.230 (31.24)	.094 (2.39)	.5625-.1P-.3L-TS	.432 (10.97)	.322 (8.18)	
10	.975 (24.76)	.785 (19.94)	1.330 (33.78)	.094 (2.39)	.6250-.1P-.3L-TS	.493 (12.52)	.386 (9.80)	
11	1.039 (26.39)	.848 (21.54)	1.410 (35.81)	.094 (2.39)	.6875-.1P-.3L-TS	.551 (14.00)	.442 (11.23)	#20 .024/.028 (0.61/0.71)
12	1.099 (27.91)	.909 (23.09)	1.500 (38.10)	.094 (2.39)	.7500-.1P-.3L-TS	.620 (15.75)	.513 (13.03)	
13	1.163 (29.54)	.973 (24.71)	1.590 (40.39)	.094 (2.39)	.8125-.1P-.3L-TS	.661 (16.79)	.554 (14.07)	#16 .060/.064 (1.52/1.63)
15	1.288 (32.72)	1.058 (26.87)	1.750 (44.45)	.128 (3.25)	.9375-.1P-.3L-TS	.703 (17.86)	.594 (15.09)	
18	1.475 (37.47)	1.255 (31.88)	2.000 (50.80)	.128 (3.25)	1.1250-.1P-.3L-TS	.863 (21.92)	.755 (19.18)	
19	1.537 (39.04)	1.327 (33.71)	2.094 (53.19)	.128 (3.25)	1.1875-.1P-.3L-TS	.912 (23.16)	.805 (20.45)	#12 .092/.096 (2.34/2.44)
21	1.663 (42.24)	1.452 (36.88)	2.270 (57.66)	.128 (3.25)	1.3125-.1P-.3L-TS	1.017 (25.83)	.910 (23.11)	
23	1.787 (45.39)	1.570 (39.88)	2.440 (61.98)	.128 (3.25)	1.4375-.1P-.3L-TS	1.162 (29.51)	1.055 (26.80)	

Square Flange, Rear Panel Mount Cutout Dimensions			
Shell Size	H BSC	J Holes	Ø P
8	.660 (16.76)	.096 (2.43)	.515 (13.08)
9	.723 (18.36)		.578 (14.68)
10	.785 (19.94)		.640 (16.26)
11	.848 (21.54)	.091 (2.31)	.703 (17.86)
12	.909 (23.09)		.765 (19.43)
13	.973 (24.71)	.130 (0.13) .126 (3.20)	.828 (21.03)
15	1.058 (26.87)		0.953 (24.21)
18	1.255 (31.88)		1.140 (28.96)
19	1.327 (33.71)		1.203 (30.56)
21	1.452 (36.88)		1.328 (33.73)
23	1.570 (39.88)		1.453 (36.91)

Materials and Finishes

- Shell aluminum or stainless steel / see how to order table
- Insulators: high-grade rigid dielectric / N.A
- Interfacial seal, O-ring: fluorosilicone
- Potting compound: epoxy
- Contact: copper alloy, gold plate per ASTM B 488, Type II, Code C, Class 1.25 over a suitable underplate

Dimensions in Inches (millimeters) are subject to change without notice.

© 2014 Glenair, Inc.

Series 80 Mighty Mouse

U.S. CAGE Code 06324

Printed in U.S.A.

GLENAIR, INC. • 1211 AIR WAY • GLENDALE, CA 91201-2497 • 818-247-6000 • FAX 818-500-9912
www.glenair.com H-21 E-Mail: sales@glenair.com

Rev. 06.04.19

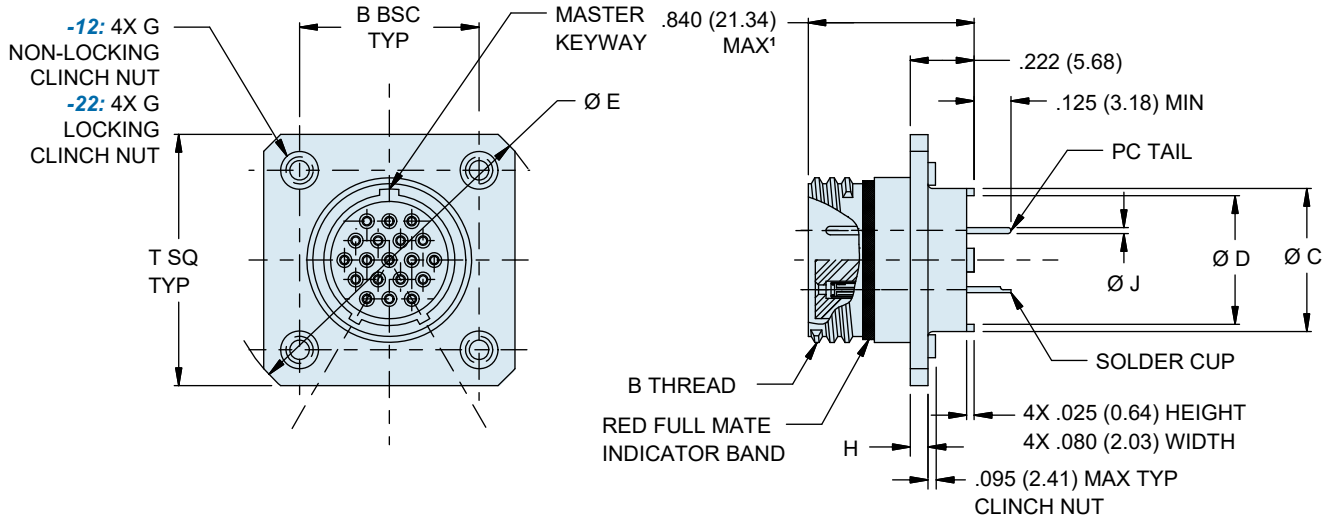




Series 805 Mighty Mouse Triple-Start ACME Thread PC Tail or Solder Cup Receptacle

805-005 and 805-017 Shell Styles -12 and -22 Dimensions

Square flange, front or rear panel mount receptacle - shell style 12 and 22



Dimensions									
Shell Size	B BSC Typ	B Thread	Ø C	Ø D	Ø E	T SQ Typ	G	H	Ø J Tail Dia.
8	.660 (16.76)	.5000-1P-.3L-TS	0.330 (8.38)	0.236 (5.99)	1.194 (30.33)	0.920 (23.37)	2-56	0.030 (.76)	#23 .018/.022 (0.46/0.56)
9	.723 (18.36)	.5625-1P-.3L-TS	0.432 (10.97)	0.322 (8.18)	1.283 (32.59)	0.983 (24.97)			
10	.785 (19.94)	.6250-1P-.3L-TS	0.493 (12.52)	0.386 (9.80)	1.371 (34.82)	1.045 (26.54)			
11	.848 (21.54)	.6875-1P-.3L-TS	0.551 (14.00)	0.442 (11.23)	1.460 (37.08)	1.104 (28.04)			
12	.909 (23.09)	.7500-1P-.3L-TS	0.620 (15.75)	0.513 (13.03)	1.546 (39.27)	1.169 (29.69)			
13	.973 (24.71)	.8125-1P-.3L-TS	0.661 (16.79)	0.554 (14.07)	1.637 (41.58)	1.233 (31.32)			
15	1.058 (26.87)	.9375-1P-.3L-TS	0.705 (17.91)	0.594 (15.09)	1.817 (46.15)	1.378 (35.00)	4-40	0.060 (1.52)	#16 .060/.064 (1.52/1.63)
18	1.255 (31.88)	1.1250-1P-.3L-TS	0.863 (21.92)	0.755 (19.18)	2.096 (53.24)	1.575 (40.00)			
19	1.327 (33.71)	1.1875-1P-.3L-TS	0.912 (23.16)	0.805 (20.45)	2.197 (55.80)	1.647 (41.83)			
21	1.452 (36.88)	1.3125-1P-.3L-TS	1.017 (25.83)	0.910 (23.11)	2.380 (60.45)	1.772 (45.01)			
23	1.570 (39.88)	1.4375-1P-.3L-TS	1.162 (29.51)	1.055 (26.80)	2.541 (64.54)	1.890 (48.01)			

Square Flange, Rear Panel Mount Cutout Dimensions			
Shell Size	H BSC	J Holes	Ø P
8	.660 (16.76)	.096 (2.43)	.515 (13.08)
9	.723 (18.36)		.578 (14.68)
10	.785 (19.94)		.640 (16.26)
11	.848 (21.54)	.091 (2.31)	.703 (17.86)
12	.909 (23.09)		.765 (19.43)
13	.973 (24.71)	.130 (.13) (3.20)	.828 (21.03)
15	1.058 (26.87)		.953 (24.21)
18	1.255 (31.88)		1.140 (28.96)
19	1.327 (33.71)	.126 (3.20)	1.203 (30.56)
21	1.452 (36.88)		1.328 (33.73)
23	1.570 (39.88)		1.453 (36.91)

Materials and Finishes

- Shell: aluminum or stainless steel / see how to order table
- Insulators: high-grade rigid dielectric / N.A
- Interfacial seal, O-ring: fluorosilicone rubber, blue
- Contact: copper alloy, gold plate per ASTM B 488, Type II, Code C, Class 1.25 over a suitable underplate
- Potting compound: epoxy

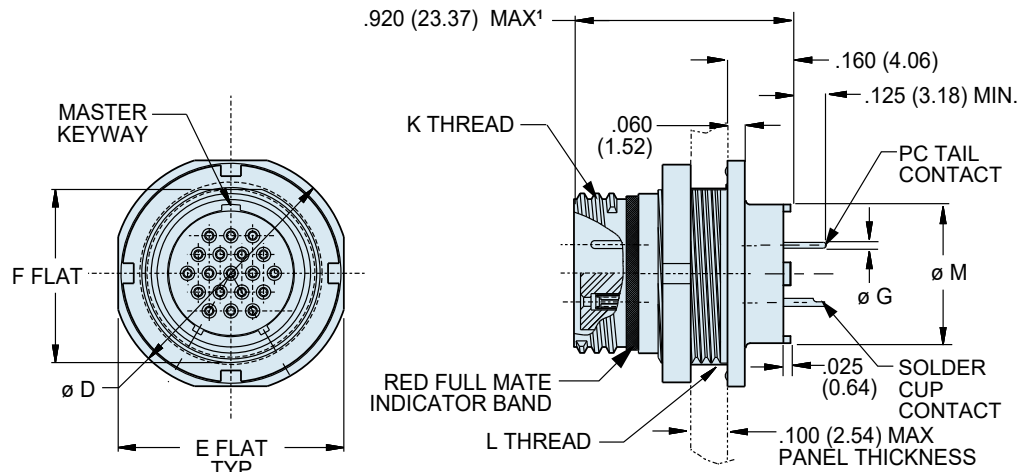
Dimensions in Inches (millimeters) are subject to change without notice.

Series 805 Mighty Mouse Triple-Start ACME Thread PC Tail or Solder Cup Receptacle 805-005 and 805-017 Shell Style -07 Dimensions



Series 805

Jam-nut, rear panel mount receptacle - shell style 07



Dimensions							
Shell Size	Ø D	E Flat	F Flat	K Thread	L Thread	Ø M	Ø G Tail Dia.
8	.760 (19.30)	.730 (18.54)	.535 (13.59)	.5000-1P-.3L-TS	.5625-28 UNEF-2A	.330 (8.38)	#23 .018/.022 (0.46/0.56)
9	.880 (22.35)	.850 (21.59)	.661 (16.79)	.5625-1P-.3L-TS	.6875-28 UN-2A	.432 (10.97)	
10	.880 (22.35)	.850 (21.59)	.661 (16.79)	.6250-1P-.3L-TS	.6875-28 UN-2A	.493 (12.52)	
11	.955 (24.26)	.925 (23.50)	.721 (18.31)	.6875-1P-.3L-TS	.7500-28 UN-2A	.551 (14.00)	
12	1.060 (26.92)	1.035 (26.29)	.784 (19.91)	.7500-1P-.3L-TS	.8125-28 UN-2A	.620 (15.75)	
13	1.120 (28.45)	1.090 (27.69)	.841 (21.36)	.8125-1P-.3L-TS	.8750-28 UN-2A	.661 (16.79)	
15	1.203 (30.56)	1.173 (29.79)	.970 (24.64)	.9375-1P-.3L-TS	1.0000-28 UN-2A	.705 (17.91)	
18	1.389 (35.28)	1.359 (34.52)	1.147 (29.13)	1.1250-1P-.3L-TS	1.1875-28 UN-2A	.863 (21.92)	
19	1.450 (36.83)	1.420 (36.07)	1.221 (31.01)	1.1875-1P-.3L-TS	1.2500-28 UN-2A	.912 (23.16)	
21	1.580 (40.13)	1.550 (39.37)	1.348 (34.24)	1.3125-1P-.3L-TS	1.3750-28 UN-2A	1.017 (25.83)	
23	1.705 (43.31)	1.675 (42.55)	1.470 (37.34)	1.4375-1P-.3L-TS	1.500-28 UN-2A	1.162 (29.51)	#20 .024/.028 (0.61/0.71)
							#16 .060/.064 (1.52/1.63)
							#12 .092/.096 (2.34/2.44)

Jam-Nut, Rear Panel Mount Cutout Dimensions		
Shell Size	N Flat	Ø P
8	.545 (13.84)	.572 (14.53)
	.541 (13.74)	.567 (14.40)
9	.671 (17.04)	.698 (17.73)
	.667 (16.94)	.693 (17.60)
10	.671 (17.04)	.698 (17.73)
	.667 (16.94)	.693 (17.60)
11	.731 (18.57)	.760 (19.30)
	.727 (18.47)	.755 (19.18)
12	.794 (20.17)	.822 (20.88)
	.790 (20.07)	.817 (20.75)
13	.851 (21.62)	.885 (22.48)
	.847 (21.51)	.881 (22.38)
15	.980 (24.89)	1.010 (25.65)
	.976 (24.79)	1.005 (25.53)
18	1.157 (29.39)	1.198 (30.43)
	1.153 (29.29)	1.193 (30.30)
19	1.231 (31.27)	1.260 (32.00)
	1.227 (31.17)	1.255 (31.88)
21	1.358 (34.49)	1.383 (35.13)
	1.354 (34.39)	1.381 (35.08)
23	1.480 (37.59)	1.510 (38.35)
	1.476 (37.49)	1.505 (38.23)

Materials and Finishes

- Shell, jam-nut: aluminum or stainless steel / see how to order table
- Insulators: high-grade rigid dielectric / N.A
- Interfacial seal, O-ring: fluorosilicone rubber, blue
- Contact: copper alloy, gold plate per ASTM B 488, Type II, Code C, Class 1.25 over a suitable underplate
- Potting compound: epoxy

Dimensions in Inches (millimeters) are subject to change without notice.

© 2014 Glenair, Inc.

Series 80 Mighty Mouse

U.S. CAGE Code 06324

Printed in U.S.A.

GLENAIR, INC. • 1211 AIR WAY • GLENDALE, CA 91201-2497 • 818-247-6000 • FAX 818-500-9912
www.glenair.com H-23 E-Mail: sales@glenair.com

Rev. 06.04.19

