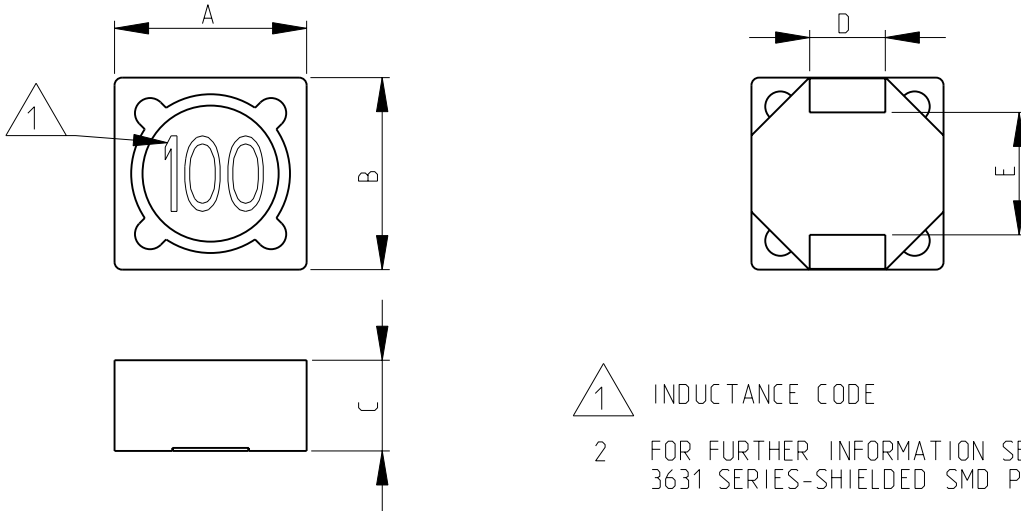
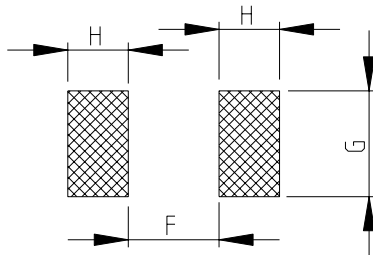


| | | | | | | | |
|-----|------|-----------|-----|---------------------------|-----------|-----|------|
| LOC | DIST | REVISIONS | | | | | |
| E | B | P | LTR | DESCRIPTION | DATE | DWN | APVD |
| | | | BC1 | REVISED PER ECO-11-005150 | 28MAR2011 | RK | HMR |
| | | | | | | | |



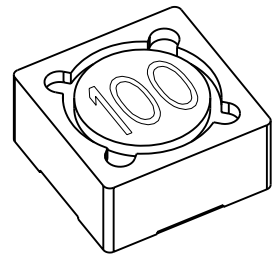
- 1 INDUCTANCE CODE
- 2 FOR FURTHER INFORMATION SEE DATA SHEET FOR 3631 SERIES-SHIELDED SMD POWER INDUCTORS

RECOMMENDED LAND PATTERN FOR 3631B, 3631C SERIES

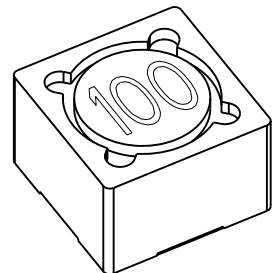


RoHS Compliant

SERIES 3631B AS SHOWN



SERIES 3631C AS SHOWN



| | | |
|-------------------------------------|---|--|
| DESCRIPTION AND DETAIL OF CHANGE | EPOXY METHOD CHANGED | |
| | BEFORE CHANGE | AFTER CHANGE |
| | EPOXY ALL AROUND TERMINALS (MARKED BLACK AREA) | EPOXY ON FOUR SPOTS (MARKED BLACK AREA) |
| | | |
| | 3631B-3631C SERIES | 3631B-3631C SERIES |

| | | | | | | | | |
|--------|-------|-------|-------|-------|---------|---------|---------|---------|
| 3631C | 12.7 | 12.7 | 8.0 | 5.0 | 8.1 | 6.0 | 7.0 | 4.0 |
| 3631B | 12.7 | 12.7 | 6.0 | 5.0 | 8.1 | 6.0 | 7.0 | 4.0 |
| SERIES | A±0.3 | B±0.3 | C±0.5 | D±0.2 | E (typ) | F (ref) | G (ref) | H (ref) |

2008

RELEASED FOR PUBLICATION

THIS DRAWING IS UNPUBLISHED.

ALL RIGHTS RESERVED.

BY -

© COPYRIGHT 2008

| | | | |
|--|--------------------------------|---|--------------------|
| DIMENSIONS: mm | DWN SUBHASH.M 02-Sep-08 | MATERIAL | FINISH |
| TOLERANCES UNLESS OTHERWISE SPECIFIED: | CHK PRAKASH.S 02-Sep-08 | TE Connectivity | |
| 0 PLC ±0.5 1 PLC ±0.2 2 PLC ±0.1 3 PLC ± 4 PLC ± ANGLES ±5° | APVD STEPHEN.P 02-Sep-08 | | |
| | PRODUCT SPEC | NAME SHIELDED SMD POWER INDUCTORS SERIES 3631 | |
| | APPLICATION SPEC | SIZE A 4 | CAGE CODE 00779 |
| | WEIGHT | DRAWING NO C-1625812 | RESTRICTED TO - |
| | CUSTOMER DRAWING | SCALE 2:1 | SHEET 1 OF 1 |
| | | | REV BC1 |

Mouser Electronics

Authorized Distributor

Click to View Pricing, Inventory, Delivery & Lifecycle Information:

[TE Connectivity:](#)

[3631B100ML](#)