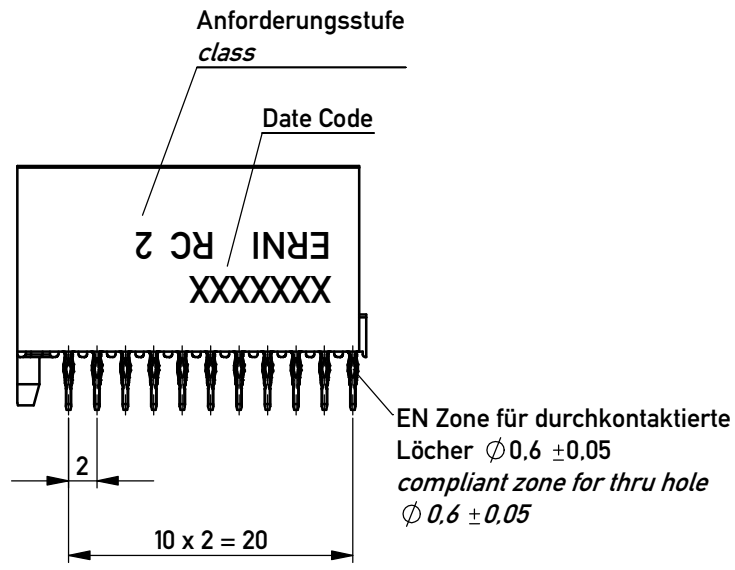

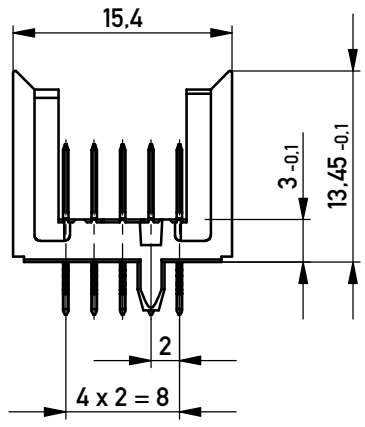

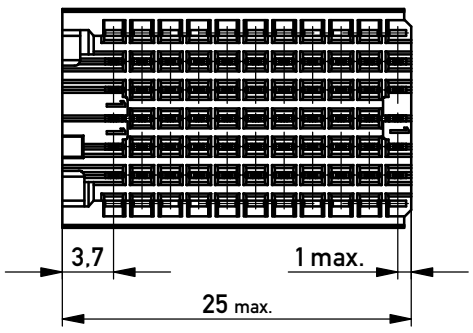

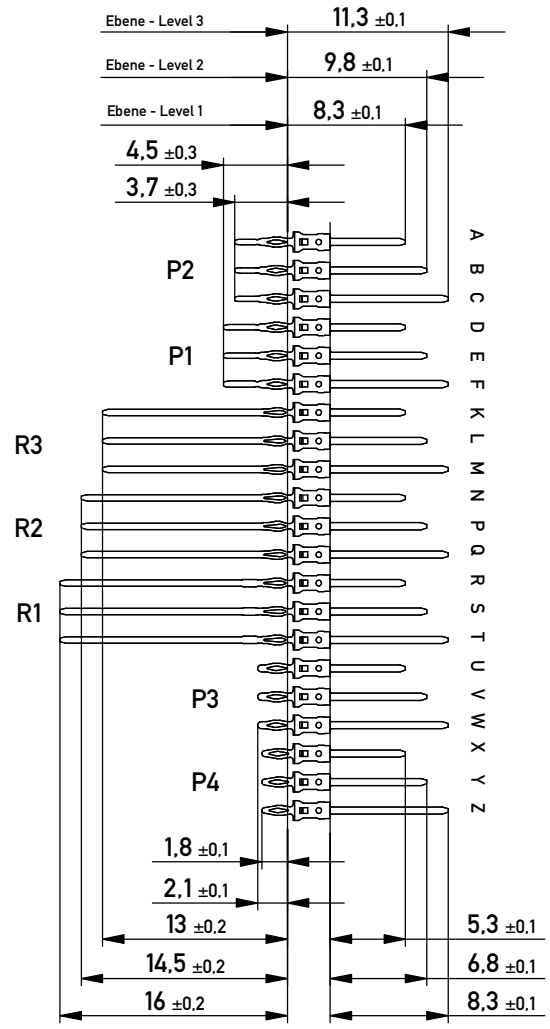

Bestückungsplan - *contact layout*

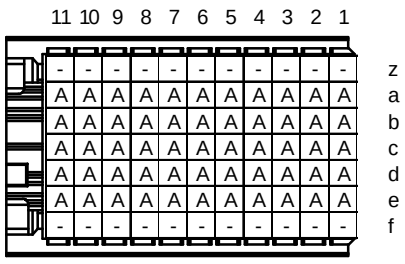

Lochbild für Leiterplatte
(Bestückungsseite)

Board hole pattern
(Component mounting side)

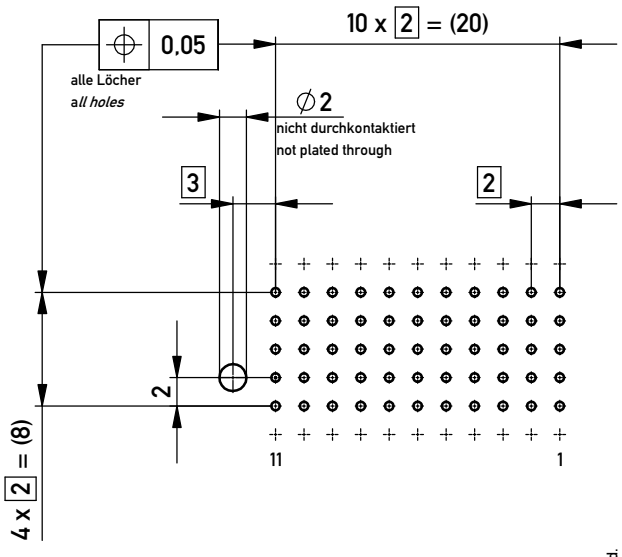

1) ∅ 0,6 ±0,05 Durchmesser des metallisierten Loches
∅ 0,6 ±0,05 Diameter of finished plated-through hole
∅ 0,7 ±0,02 Bohrungsdurchmesser des Loches
∅ 0,7 ±0,02 Diameter of drilled hole

Schichtaufbau im metallisierten Loch siehe Zeichnung 114406
Metal plating of plated-through hole see drawing 114406

Fehlende Maße und Angaben nach IEC 61076-4-101
Missing information and dimensions per 61076-101

Information: P2 Level 1 siehe Bestückungsplan/ *see contact layout* Anforderungsstufe 2 / *class 2*	Tolerances	All Dimensions in mm	Scale 2:1
All rights reserved. Only for Information. To ensure that this is the latest version of this drawing, please contact one of the ERNI companies before using.	Subject to modification without prior notice. Drawing will not be updated.		Designation ERmet Messerleiste C *ERmet Male Wide Type C*
i / 20.02.2012	ERNI www.ERNI.com		044147 — I — A3
Index / Date			Class ERMC

Copyright by ERNI GmbH
Proprietary notice pursuant to ISO 16016 to be observed.