

Bus system connector - SACC-M12MSB-5CON-PG9 SH XL PB - 1401096

Please be informed that the data shown in this PDF Document is generated from our Online Catalog. Please find the complete data in the user's documentation. Our General Terms of Use for Downloads are valid (<http://phoenixcontact.com/download>)



Bus system plug, male plug, straight, 5-pos., M12, shielded, gold-plated contacts, B-coded, screw connection, metal knurl, Pg11 cable gland

Why buy this product

- Safe use in the field, thanks to a high degree of protection
- Flexible: connectors for on-site assembly
- Screw connection: proven connection technology for a large selection of different conductors
- Reliable signal transmission - 360° shielding in environments with electromagnetic interference



Key commercial data

Packing unit	1 pc
GTIN	 4 046356 523349
Weight per Piece (excluding packing)	55.01 g
Custom tariff number	85366990
Country of origin	Germany

Technical data

Dimensions

External diameter	8 mm ... 10 mm
Stripping length of the sheath	35 mm
Stripping length of the individual wire	5 mm

Ambient conditions

Degree of protection	IP67
----------------------	------

General

Rated current at 40°C	4 A
Rated voltage	60 V DC

Bus system connector - SACC-M12MSB-5CON-PG9 SH XL PB - 1401096

Technical data

General

	48 V AC
Number of positions	5
Contact resistance	≤ 3 mΩ
Insulation resistance	≥ 100 MΩ
Coding	B - inverse
Standards/regulations	M12 connector IEC 61076-2-101
Signal type/category	PROFIBUS
Status display	No
Surge voltage category	II
Pollution degree	3
Connection method	Screw connection
Conductor cross section	0.25 mm ² ... 0.75 mm ²
AWG conductor cross section	24 ... 18
Insertion/withdrawal cycles	≥ 100
Torque	1 Nm ... 1.4 Nm (Pressure nut with coupling sleeve) 0.2 Nm (Screw terminal blocks) 0.4 Nm (M12 connector)
Tightening torque	Screw plug insert with sleeve housing as far it will go
Assembly instructions	The wires can be connected both with ferrules and without ferrules

Material

Inflammability class according to UL 94	V0
Contact material	CuZn
Contact surface material	Au
Contact carrier material	PA
Material of grip body	Zinc die-cast, nickel-plated
Material, knurls	Zinc die-cast, nickel-plated
Sealing material	NBR

Classifications

eCl@ss

eCl@ss 4.0	27250313
eCl@ss 4.1	27250313
eCl@ss 5.0	27143423
eCl@ss 5.1	27143423
eCl@ss 6.0	27143423
eCl@ss 7.0	27449001
eCl@ss 8.0	27440104

Bus system connector - SACC-M12MSB-5CON-PG9 SH XL PB - 1401096

Classifications

ETIM

ETIM 3.0	EC002062
ETIM 4.0	EC002062
ETIM 5.0	EC002062

UNSPSC

UNSPSC 6.01	31251501
UNSPSC 7.0901	31251501
UNSPSC 11	31251501
UNSPSC 12.01	31251501
UNSPSC 13.2	31251501

Approvals

Approvals

Approvals

UL Recognized / cUL Recognized / EAC / cULus Recognized

Ex Approvals

Approvals submitted

Approval details


UL Recognized	
Nominal current IN	4 A
Nominal voltage UN	60 V

cUL Recognized	
Nominal current IN	4 A
Nominal voltage UN	60 V

Bus system connector - SACC-M12MSB-5CON-PG9 SH XL PB - 1401096

Approvals

EAC

cULus Recognized  US

Accessories

Accessories

Protective cap

Sealing cap - PROT-M12 FS-PA-CHAIN - 1430873

M12 sealing cap made of plastic with fixing band, for sensor cables, for free M12 sockets



Screwdriver tools

Tool - SACC BIT M12-D20 - 1208445



Nut for assembling SACC M12 connectors for free assembly, excluding M12 connectors with QUICKON fast connection technology, for 4 mm hexagonal drive

Adapter insert - TSD-M SAC-BIT ADAPTER - 1212600



Adapter bit for TSD-M...torque tools, E6.3-1/4" drive with 4 mm hexagon to accommodate SAC bits

Torque tool

Bus system connector - SACC-M12MSB-5CON-PG9 SH XL PB - 1401096

Accessories

Torque screwdriver - TSD 04 SAC - 1208429



Torque screwdriver, with preset torque of 0.4 Nm and 4 mm hexagonal drive for M12 connectors

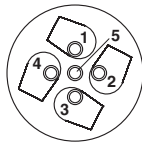
Torque screwdriver - TSD-M 1,2NM - 1212224



Torque screw driver, accuracy as per EN ISO 6789 standard, adjustable from 0.3 - 1.2 Nm

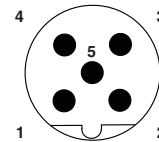
Drawings

Schematic diagram



Cable connection side M12 (screw connection)

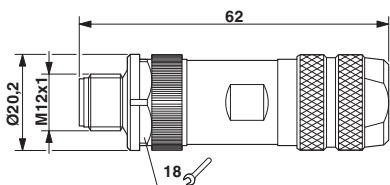
Schematic diagram



Pin assignment M12 male connector, 5-pos., B-coded, male side

Bus system connector - SACC-M12MSB-5CON-PG9 SH XL PB - 1401096

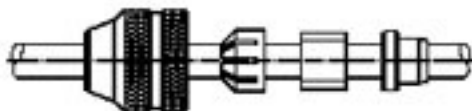
Dimensioned drawing



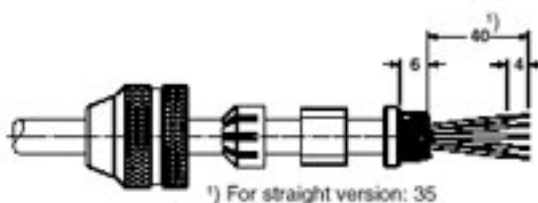
Plug, M12 x 1, straight, shielded

Functional drawing

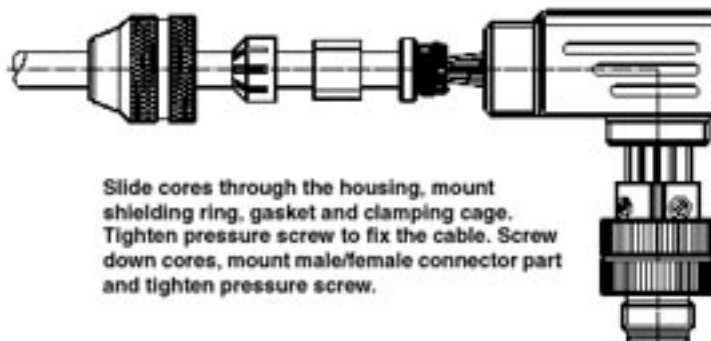
Assembly steps for M 12 male/female connector and conductor



Slide parts onto the conductor



Strip conductor, widen shield and lay around the shielding ring, cut off projecting mesh.



Slide cores through the housing, mount shielding ring, gasket and clamping cage. Tighten pressure screw to fix the cable. Screw down cores, mount male/female connector part and tighten pressure screw.