

2 ROW PCB SOLDER TRANSITION CONNECTORS



LR92984 E60980

PHYSICAL PROPERTIES

INSULATION MATERIAL: Glass filled thermoplastic rated UL 94V-0
 COLOR: Blue
 CONTACTS: Beryllium copper; tin/lead over 50µ inches nickel

ELECTRICAL PROPERTIES

CURRENT RATING: 1 Amp
 INSULATION RESISTANCE: >1 x 10⁹ Ohms
 DIELECTRIC STRENGTH: >1000 VRMS at sea level

ENVIRONMENTAL PROPERTIES

TEMPERATURE RATING: -55°C TO 125°C

APPLICATION TOOLING

HAND TOOL	779-2100
with Die	779-2153
BENCH PRESS (MANUAL)	779-3200
BENCH PRESS (PNEUMATIC)	779-3500XT
with Platen	779-3133
with Base Plate (2 Row)	779-3153

For installation after the connector has been soldered to the circuit board use:

PLATEN	779-3132
BASE PLATE	779-3154

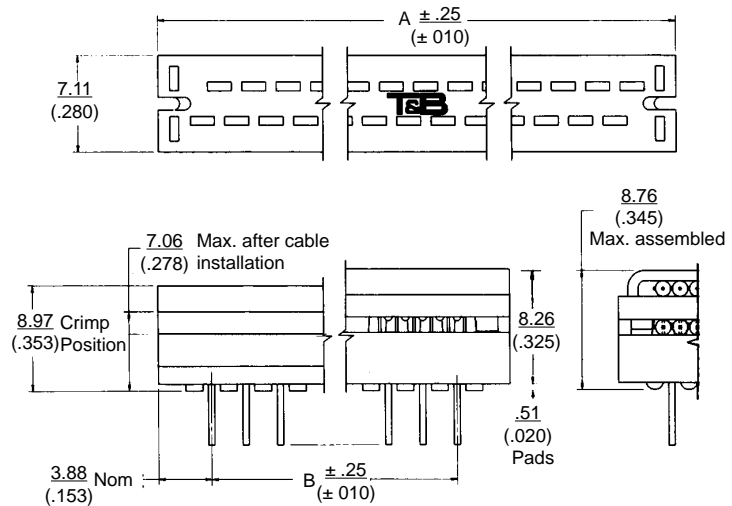

CABLE

See pages 102-110

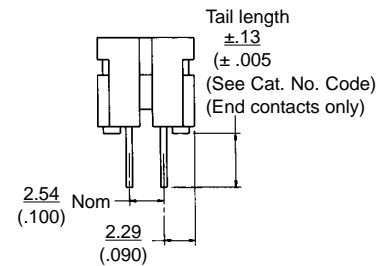
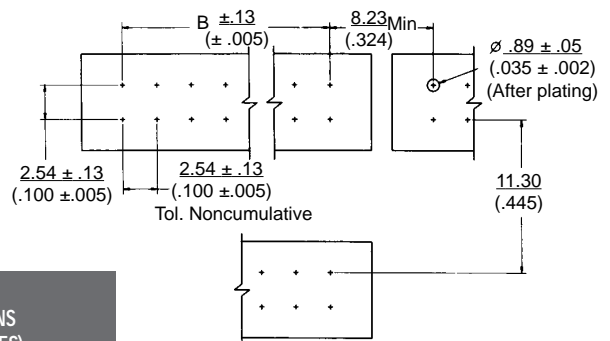
Ordering Information

CATALOG NUMBERS		STRAIN RELIEF	NO. OF POS.	DIMENSIONS IN MM (INCHES)	
SOLDER TAIL LENGTH				A	B
2.54 (1.00)	3.96 (.156)				
PCB THICKNESS					
1.57 (.062)	3.18 (.125)				
622-0453	622-0463	622-0433	4	10.31 (.406)	2.54 (.100)
622-0653	622-0663	622-0633	6	12.85 (.506)	5.08 (.200)
622-0853	622-0863	622-0833	8	15.39 (.606)	7.62 (.300)
622-1053	622-1063	622-1033	10	17.93 (.706)	10.16 (.400)
622-1453	622-1463	622-1433	14	23.01 (.906)	15.24 (.600)
622-1653	622-1663	622-1633	16	25.55 (1.006)	17.78 (.700)
622-2053	622-2063	622-2033	20	30.63 (1.206)	22.86 (.900)
622-2453	622-2463	622-2433	24	35.71 (1.406)	27.94 (1.100)
622-2653	622-2663	622-2633	26	38.25 (1.506)	30.48 (1.200)
622-3053	622-3063	622-3033	30	43.33 (1.706)	35.56 (1.400)
622-3453	622-3463	622-3433	34	48.41 (1.906)	40.64 (1.600)
622-3653	622-3663	622-3633	36	50.95 (2.006)	43.18 (1.700)
622-4053	622-4063	622-4033	40	56.03 (2.206)	48.26 (1.900)
622-4453	622-4463	622-4433	44	61.11 (2.406)	53.34 (2.100)
622-5053	622-5063	622-5033	50	68.73 (2.706)	60.96 (2.400)
622-6053	622-6063	622-6033	60	81.43 (3.206)	73.66 (2.900)

NOTE: For retention feature add suffix R to part number



Recommended P.C. Board Pattern



Retention Feature

