

# Power Inductor

AWVC Series - ISO9001 | ISO14001 | IATF16949



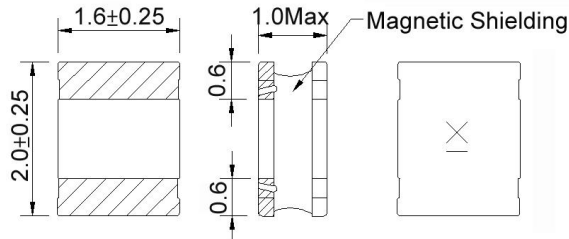
- Power Circuit
- Shield
- Magnetic Resin LVx
- Ferrite
- High Current

## Part Numbering

A	WVC	00	252012	1R0	M	00
Grade	Series Name	Control Code	Dimensions Code (mm)	Inductance (uH)	Tolerance	Internal Code
			201610 2.0x1.6x1.0	R47 0.47	M ±20%	
			201612 2.0x1.6x1.2	1R0 1.0	T ±30%	
			252012 2.5x2.0x1.2	101 100		
			404018 4.0x4.0x1.9			
			505040 5.0x5.0x4.0			
			606028 6.0x6.0x2.8			
			606045 6.0x6.0x4.5			

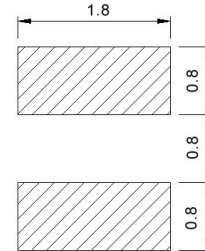
## AWVC00201610 Type

### Dimensions



unit:mm

### Recommended Land Pattern



unit:mm

### Electrical Characteristics

Part No.	Inductance (uH)	Test Freq.	RDC (Ω)±30%	Isat(A) Typ.(Max)	Irms(A) Typ.(Max)	Tolerance (±%)	Marking
AWVC00201610R24□00	0.24	1MHz,200mV	0.026	3.20(2.80)	3.00(2.70)	20,30	M
AWVC002016101R0□00	1.0	1MHz,200mV	0.095	1.80(1.60)	1.80(1.60)	20,30	B
AWVC002016101R5□00	1.5	1MHz,200mV	0.14	1.60(1.40)	1.60(1.40)	20,30	C
AWVC002016102R2□00	2.2	1MHz,200mV	0.19	1.30(1.10)	1.30(1.10)	20,30	D
AWVC002016103R3□00	3.3	1MHz,200mV	0.295	0.96(0.86)	0.98(0.88)	20,30	E
AWVC002016104R7□00	4.7	1MHz,200mV	0.36	0.84(0.75)	0.90(0.81)	20,30	F
AWVC002016106R8□00	6.8	1MHz,200mV	0.64	0.66(0.59)	0.70(0.63)	20,30	G
AWVC00201610100□00	10	1MHz,200mV	1.0	0.54(0.48)	0.56(0.50)	20,30	H
AWVC00201610150□00	15	1MHz,200mV	1.5	0.39(0.35)	0.42(0.37)	20,30	K
AWVC00201610180□00	18	1MHz,200mV	1.6	0.39(0.35)	0.41(0.36)	20,30	J
AWVC00201610220□00	22	1MHz,200mV	1.7	0.38(0.34)	0.40(0.36)	20,30	I

**Note: When ordering, please specify tolerance code. Tolerance: M=±20% / T=±30%**

1. Operating temperature range - 40°C ~ 125°C
2. Isat for Inductance drop 30% from its value without current
3. I rms for a 40°C temperature rise from 25°C ambient with current
4. Measure Equipment:

L: Agilent HP4287A+Agilent HP16197A

RDC: DIGITAL MILLINHM METER CHROMA 16502, or equivalent

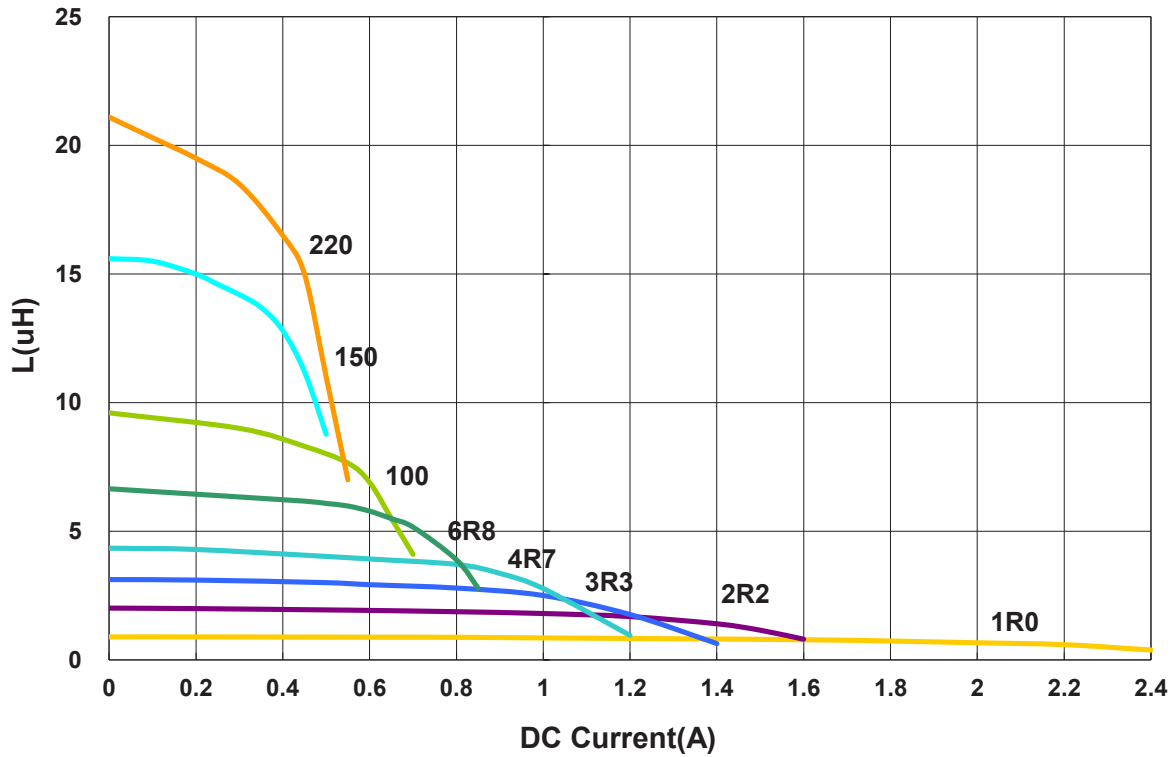
Isat: Agilent HP4284A

I rms: Agilent HP4284A

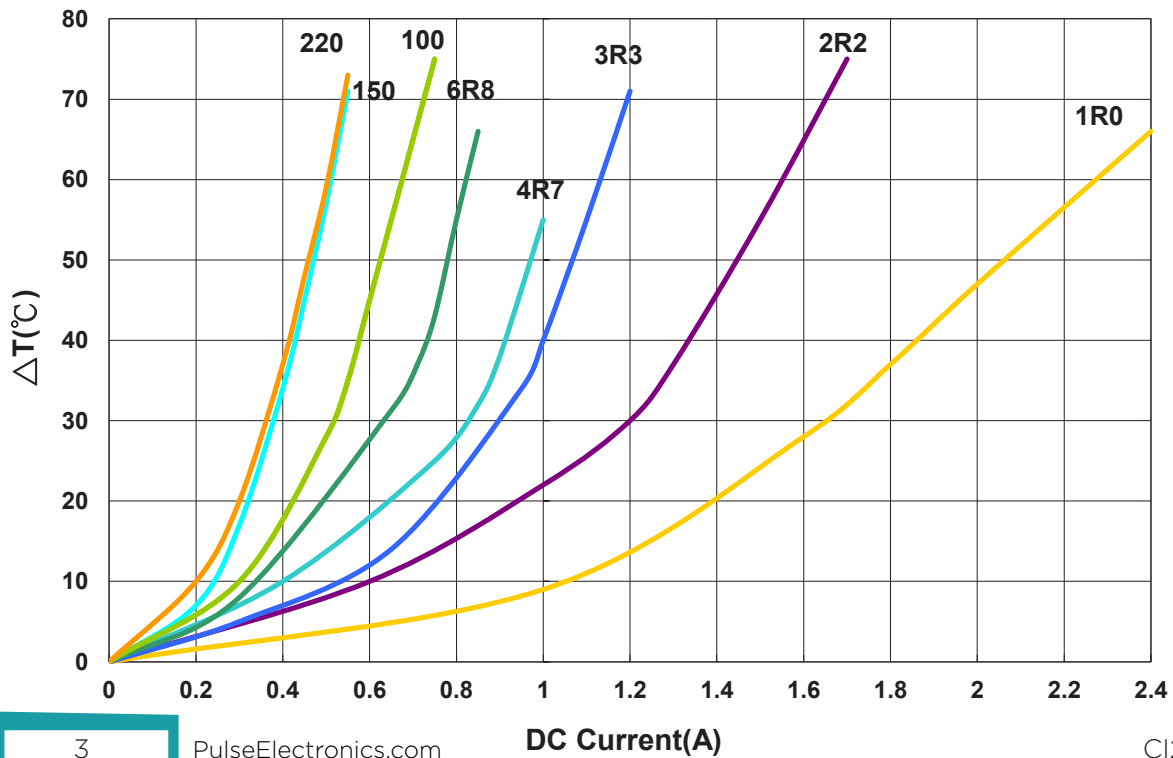
## AWVC00201610 Type

### Characteristics Graph

#### Inductance vs. DC Current

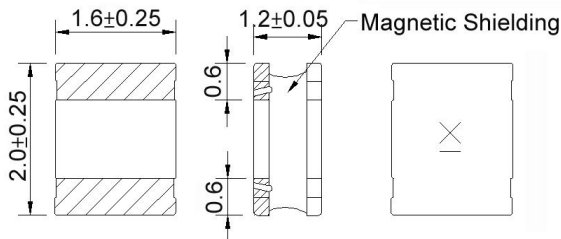


#### Temperature Change vs. DC Current



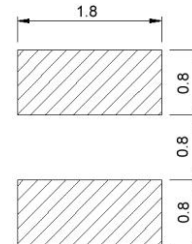
## AWVC00201612 Type

### ■ Dimensions



unit:mm

### ■ Recommended Land Pattern



unit:mm

### ■ Electrical Characteristics

Part No.	Inductance (uH)	Test Freq.	RDC (Ω)±30%	Isat(A) Typ.(Max)	Irms(A) Typ.(Max)	Tolerance (±%)	Marking
AWVC00201612R50□00	0.5	1MHz,200mV	0.051	2.60(2.30)	2.30(2.00)	20,30	B
AWVC002016121R0□00	1.0	1MHz,200mV	0.083	1.90(1.70)	1.80(1.60)	20,30	C
AWVC002016122R2□00	2.2	1MHz,200mV	0.159	1.30(1.20)	1.30(1.20)	20,30	E
AWVC002016123R3□00	3.3	1MHz,200mV	0.22	1.10(0.99)	1.00(0.95)	20,30	F
AWVC002016124R7□00	4.7	1MHz,200mV	0.33	0.92(0.82)	0.90(0.81)	20,30	G
AWVC00201612100□00	10	1MHz,200mV	0.58	0.62(0.55)	0.58(0.52)	20,30	I
AWVC00201612150□00	15	1MHz,200mV	0.9	0.48(0.43)	0.45(0.40)	20,30	J
AWVC00201612220□00	22	1MHz,200mV	1.4	0.40(0.36)	0.40(0.36)	20,30	K

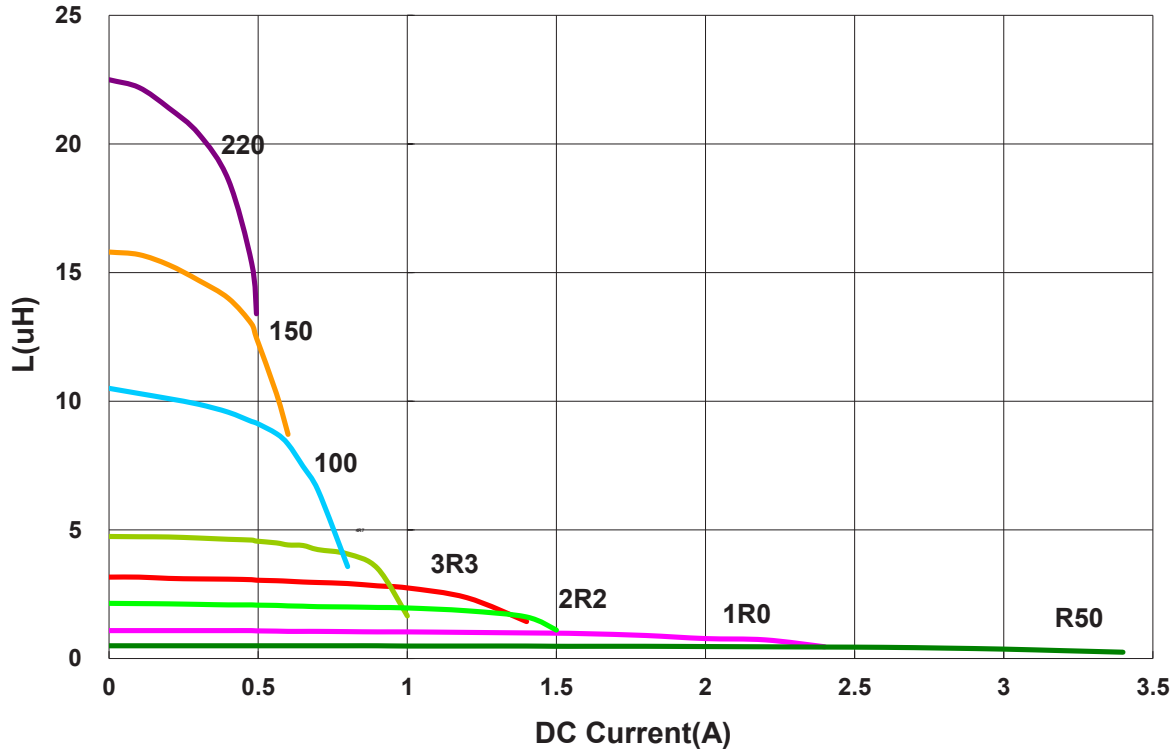
**Note: When ordering, please specify tolerance code. Tolerance: M=±20% / T=±30%**

1. Operating temperature range - 40°C ~ 125°C
2. Isat for Inductance drop 30% from its value without current
3. Irms for a 40°C temperature rise from 25°C ambient with current
4. Measure Equipment:  
 L: Agilent HP4287A+Agilent HP16197A  
 RDC: DIGITAL MILLINHM METER CHROMA 16502, or equivalent  
 Isat: Agilent HP4284A  
 Irms: Agilent HP4284A

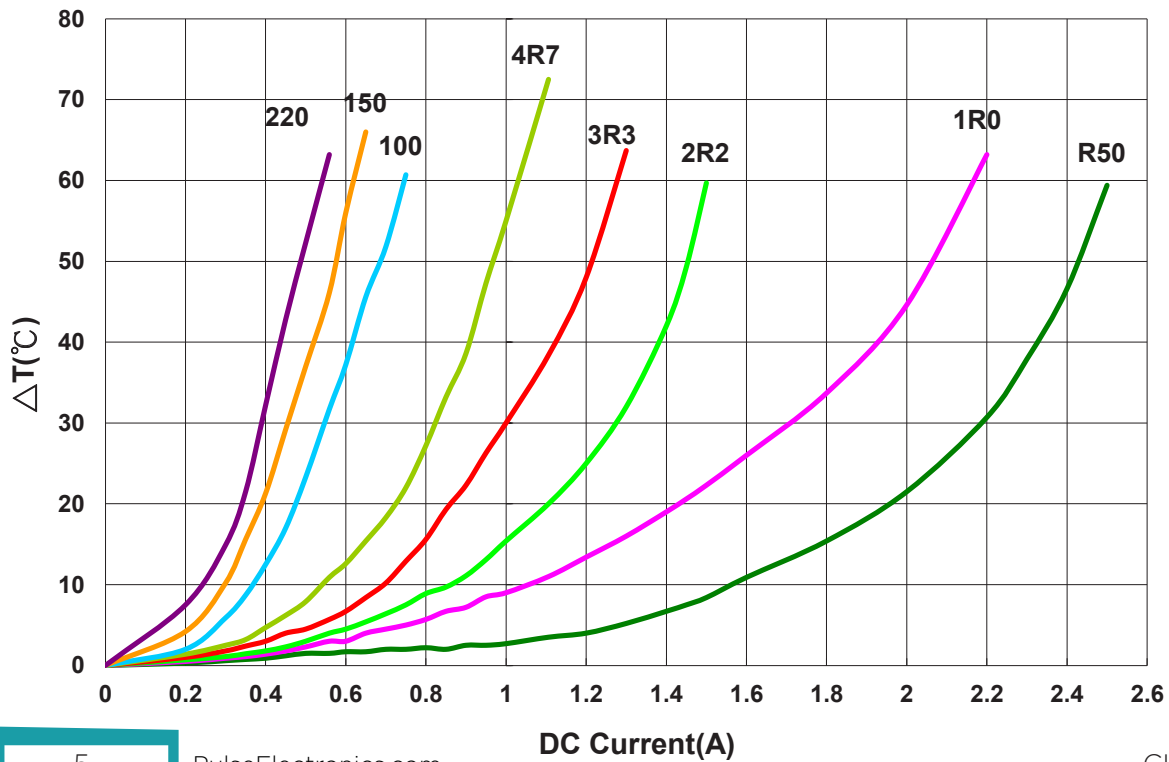
## AWVC00201612 Type

### Characteristics Graph

#### Inductance vs. DC Current

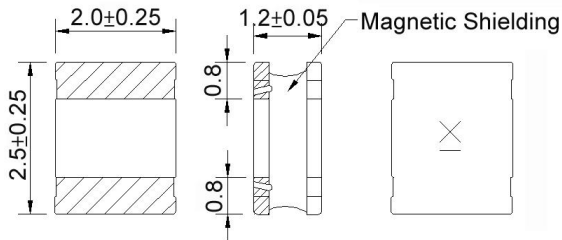


#### Temperature Change vs. DC Current



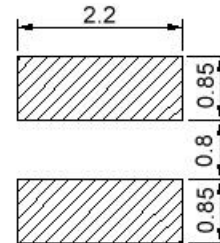
## AWVC00252012 Type

### ■ Dimensions



unit:mm

### ■ Recommended Land Pattern



unit:mm

### ■ Electrical Characteristics

Part No.	Inductance (uH)	Test Freq.	RDC (Ω)±30%	Isat(A) Typ.(Max)	Irms(A) Typ.(Max)	Tolerance (±%)	Marking
AWVC00252012R68□00	0.68	1MHz,200mV	0.035	2.80(2.50)	2.60(2.30)	20,30	N

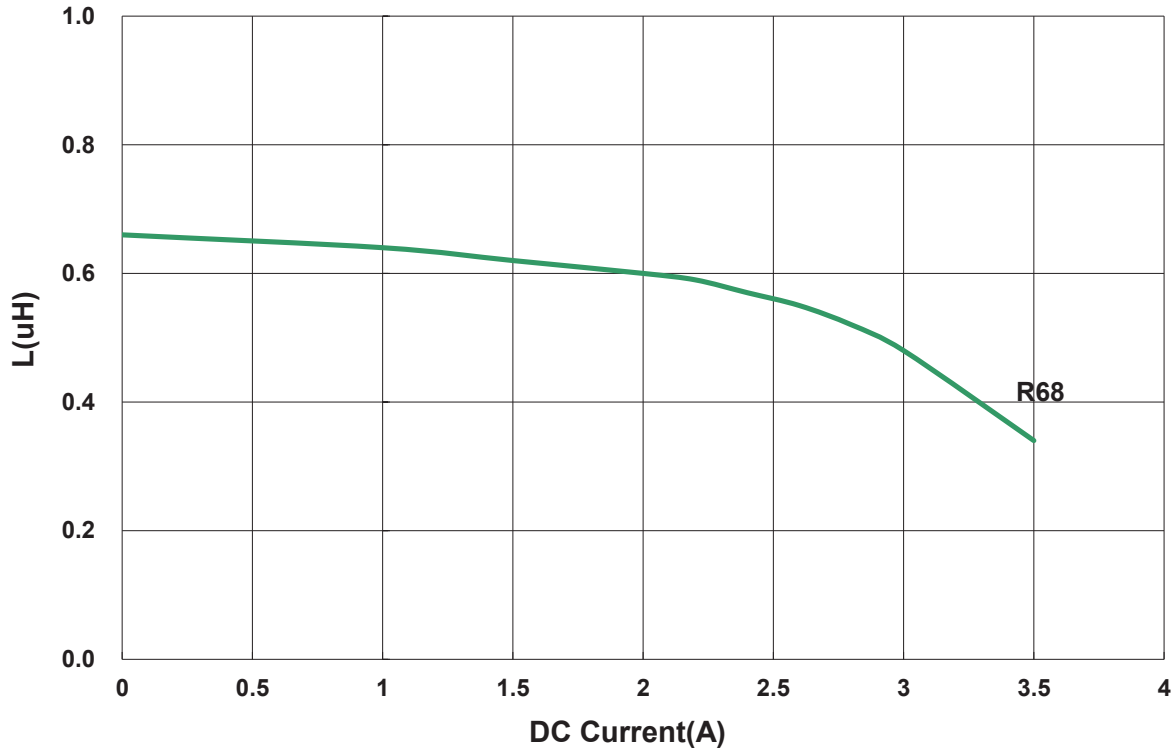
**Note: When ordering, please specify tolerance code. Tolerance: M=±20% / T=±30%**

1. Operating temperature range - 40°C ~ 125°C
2. Isat for Inductance drop 30% from its value without current.
3. Irms for a 40°C temperature rise from 25°C ambient with current
4. Measure Equipment:  
 L: Agilent HP4287A+Agilent .HP16197A  
 RDC: DIGITAL MILLINHM METER CHROMA 16502, or equivalent  
 Isat: Agilent HP4284A  
 Irms: Agilent HP4284A

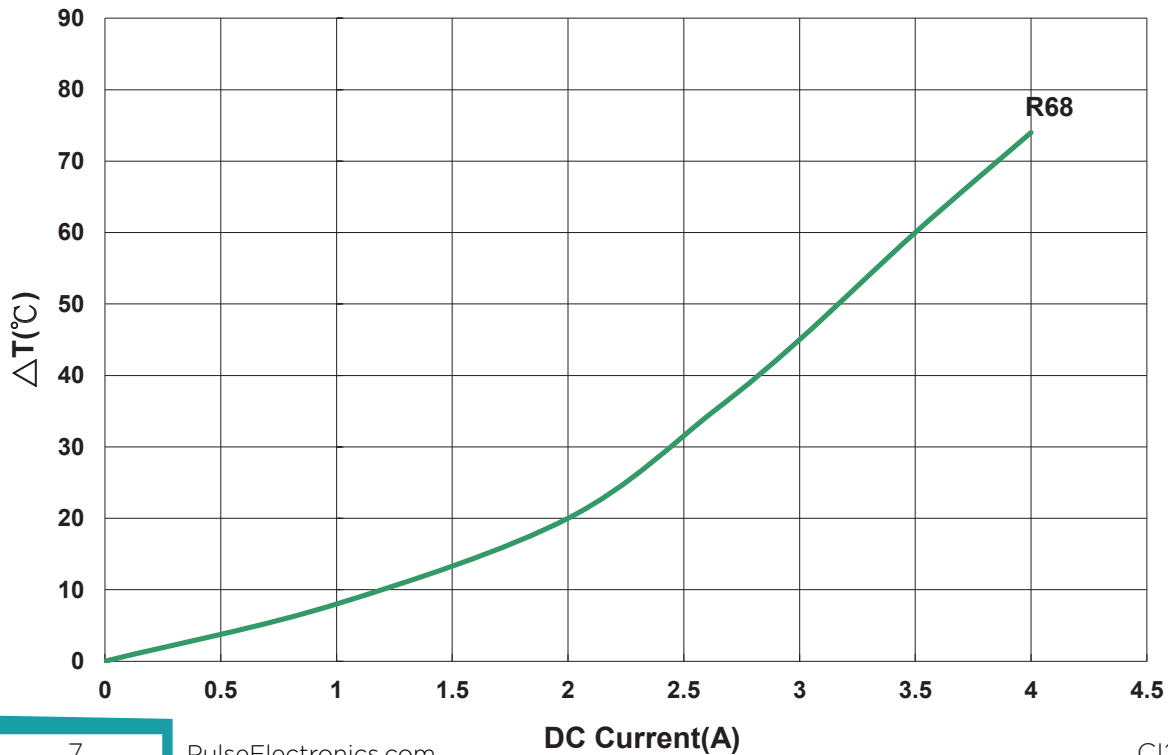
## AWVC00252012 Type

### ■ Characteristics Graph

#### Inductance vs. DC Current

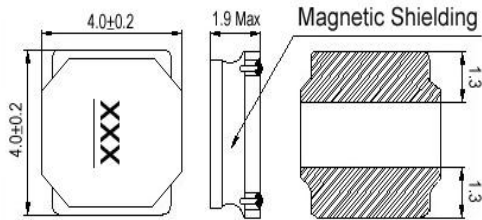


#### Temperature Change vs. DC Current



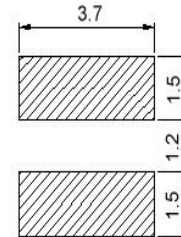
## AWVC00404018 Type

### ■ Dimensions



unit:mm

### ■ Recommended Land Pattern



unit:mm

### ■ Electrical Characteristics

Part No.	Inductance (uH)	Test Freq.	RDC (Ω)±30%	Isat(A) Typ.(Max)	Irms(A) Typ.(Max)	Tolerance (±%)	Marking
AWVC004040181R2□00	1.2	100kHz,1V	0.027	3.70(3.30)	3.60(3.20)	20,30	1R2
AWVC004040184R7□00	4.7	100kHz,1V	0.077	2.00(1.80)	1.80(1.60)	20,30	4R7
AWVC004040186R8□00	6.8	100kHz,1V	0.105	1.50(1.30)	1.35(1.20)	20,30	6R8
AWVC00404018100□00	10	100kHz,1V	0.160	1.40(1.20)	1.20(1.00)	20,30	100
AWVC00404018150□00	15	100kHz,1V	0.245	1.05(0.94)	0.95(0.85)	20,30	150
AWVC00404018220□00	22	100kHz,1V	0.335	0.90(0.81)	0.88(0.79)	20,30	220

**Note: When ordering, please specify tolerance code. Tolerance: M=±20% / T=±30%**

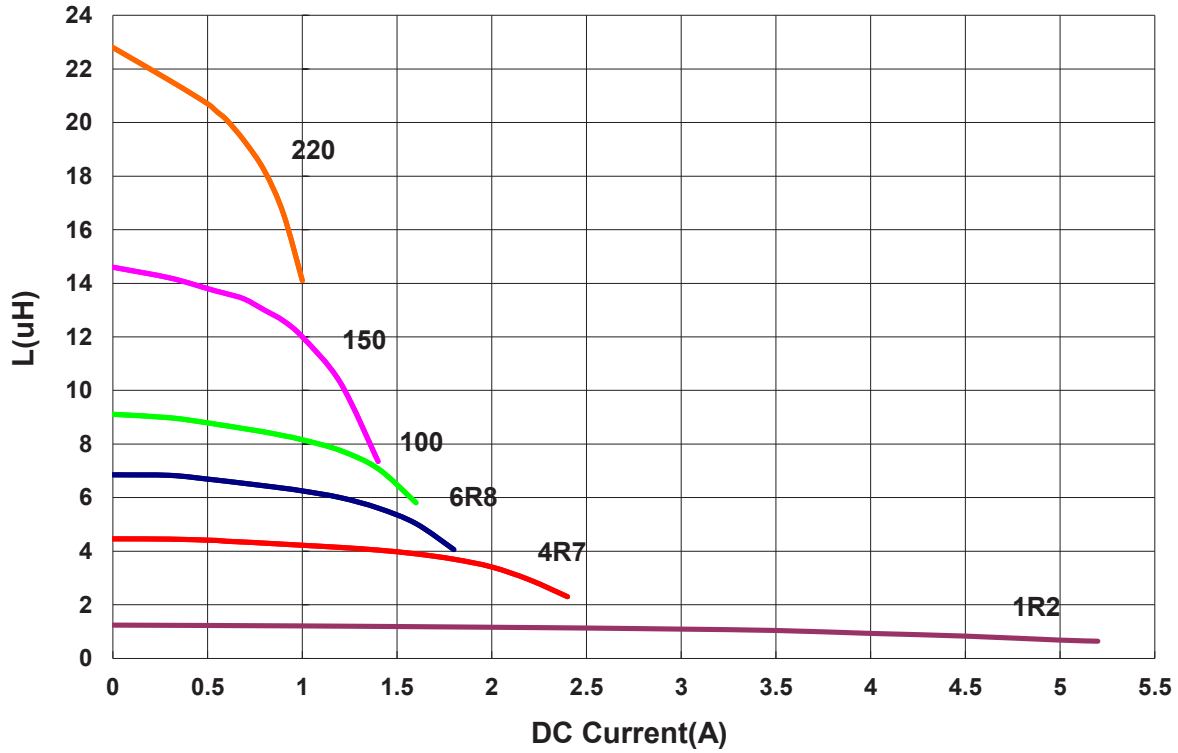
1. Operating temperature range - 40°C ~ 125°C
2. Isat for Inductance drop 30% from its value without current
3. I rms for a 40°C temperature rise from 25°C ambient with current
4. Measure Equipment:  
 L: Agilent HP4284A+Agilent HP42841A  
 RDC: DIGITAL MILLINHM METER CHROMA 16502, or equivalent  
 Isat: Agilent HP4284A  
 I rms: Agilent HP4284A



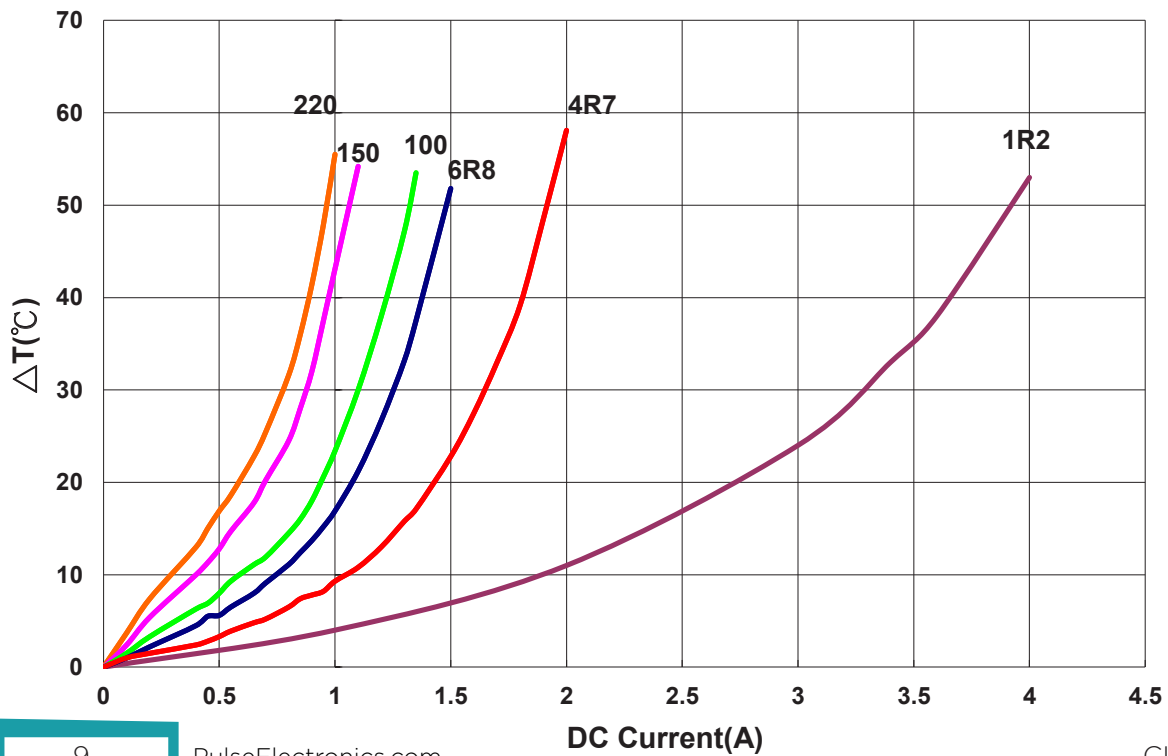
## AWVC00404018 Type

### Characteristics Graph

#### Inductance vs. DC Current

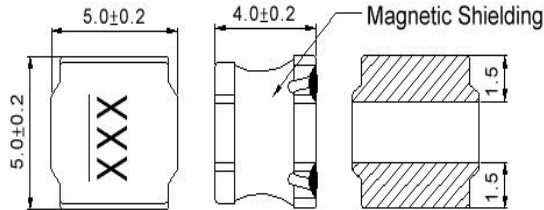


#### Temperature Change vs. DC Current



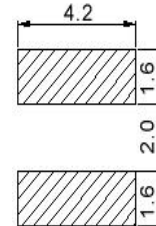
## AWVC00505040 Type

### ■ Dimensions



unit:mm

### ■ Recommended Land Pattern



unit:mm

### ■ Electrical Characteristics

Part No.	Inductance (uH)	Test Freq.	RDC (Ω)±30%	Isat(A) Typ.(Max)	Irms(A) Typ.(Max)	Tolerance (±%)	Marking
AWVC005050401R0□00	1.0	100kHz,1V	0.012	8.8(7.9)	5.9(5.3)	20,30	1R0
AWVC005050401R5□00	1.5	100kHz,1V	0.014	7.9(7.1)	5.4(4.8)	20,30	1R5
AWVC005050402R2□00	2.2	100kHz,1V	0.020	6.8(6.1)	4.5(4.0)	20,30	2R2
AWVC005050402R7□00	2.7	100kHz,1V	0.026	6.0(5.4)	4.2(3.7)	20,30	2R7
AWVC005050403R3□00	3.3	100kHz,1V	0.026	5.3(4.7)	4.2(3.7)	20,30	3R3
AWVC005050404R7□00	4.7	100kHz,1V	0.032	4.4(3.9)	3.2(2.8)	20,30	4R7
AWVC005050406R8□00	6.8	100kHz,1V	0.050	3.8(3.4)	3.0(2.7)	20,30	6R8
AWVC005050408R2□00	8.2	100kHz,1V	0.065	3.3(2.9)	2.4(2.1)	20,30	8R2
AWVC00505040100□00	10	100kHz,1V	0.070	3.0(2.70)	2.3(2.0)	20,30	100
AWVC00505040150□00	15	100kHz,1V	0.115	2.4(2.1)	1.8(1.6)	20,30	150
AWVC00505040220□00	22	100kHz,1V	0.160	2.0(1.80)	1.6(1.4)	20,30	220
AWVC00505040151□00	150	100kHz,1V	1.180	0.74(0.66)	0.58(0.52)	20,30	151
AWVC00505040181□00	180	100kHz,1V	1.250	0.67(0.60)	0.54(0.48)	20,30	181
AWVC00505040221□00	220	100kHz,1V	1.450	0.65(0.58)	0.50(0.45)	20,30	221

**Note: When ordering, please specify tolerance code. Tolerance: M=±20% / T=±30%**

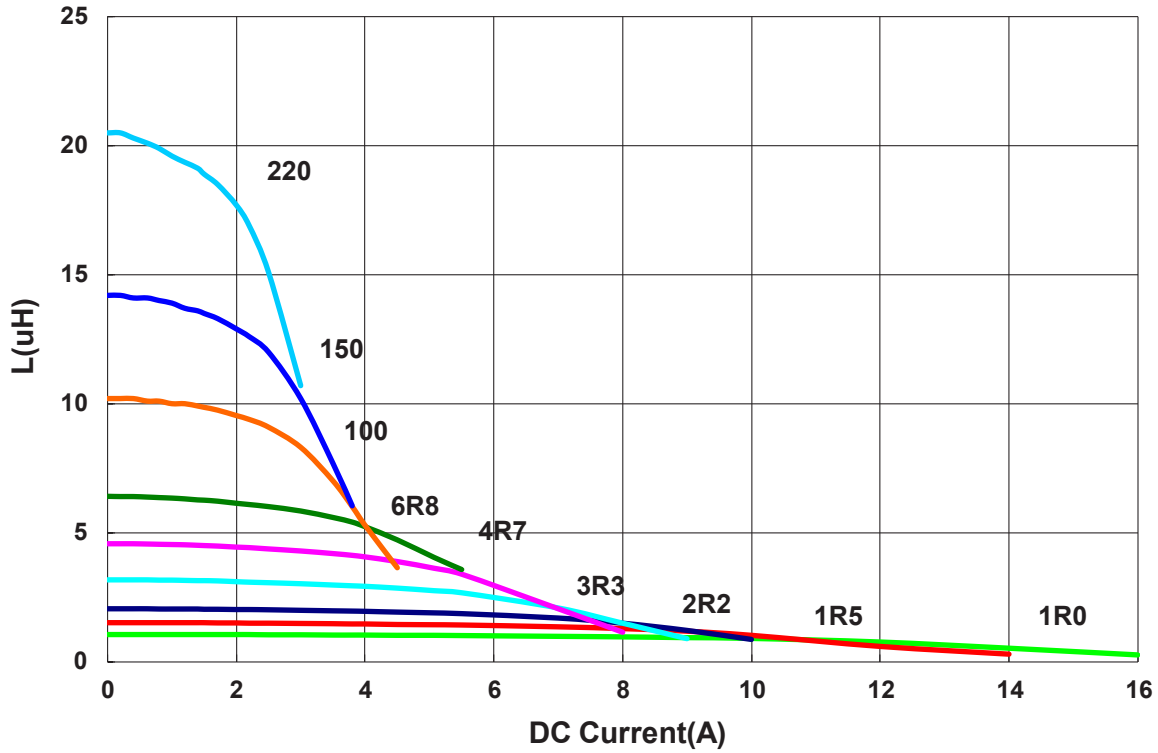
1. Operating temperature range - 40°C ~ 125°C
2. Isat for Inductance drop 30% from its value without current
3. I rms for a 40°C temperature rise from 25°C ambient with current
4. Measure Equipment:

L: Agilent HP4284A+Agilent HP42841A  
 RDC: DIGITAL MILLINHM METER CHROMA 16502, or equivalent  
 Isat: Agilent HP4284A  
 I rms: Agilent HP4284A

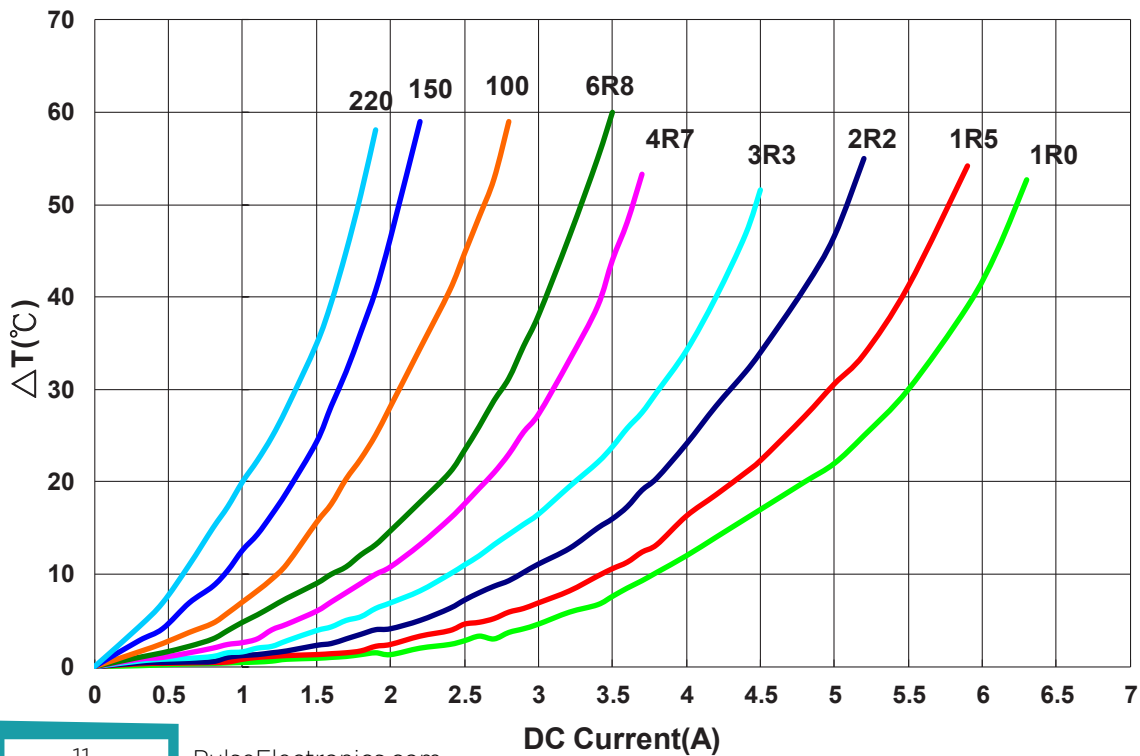
## AWVC00505040 Type

### Characteristics Graph

#### Inductance vs. DC Current

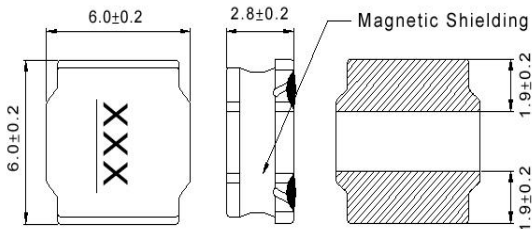


#### Temperature Change vs. DC Current



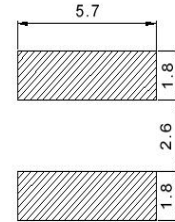
## AWVC00606028 Type

### Dimensions



unit:mm

### Recommended Land Pattern



unit:mm

### Electrical Characteristics

Part No.	Inductance (uH)	Test Freq.	RDC (Ω)±30%	Isat(A) Typ.(Max)	Irms(A) Typ.(Max)	Tolerance (±%)	Marking
AWVC006060283R3□00	3.3	100kHz,1V	0.027	4.5(4.00)	4.0(3.60)	20,30	3R3
AWVC00606028100□00	10	100kHz,1V	0.065	2.6(2.30)	2.5(2.20)	20,30	100
AWVC00606028150□00	15	100kHz,1V	0.093	2.1(1.80)	2.0(1.80)	20,30	150
AWVC00606028220□00	22	100kHz,1V	0.135	1.7(1.50)	1.65(1.40)	20,30	220

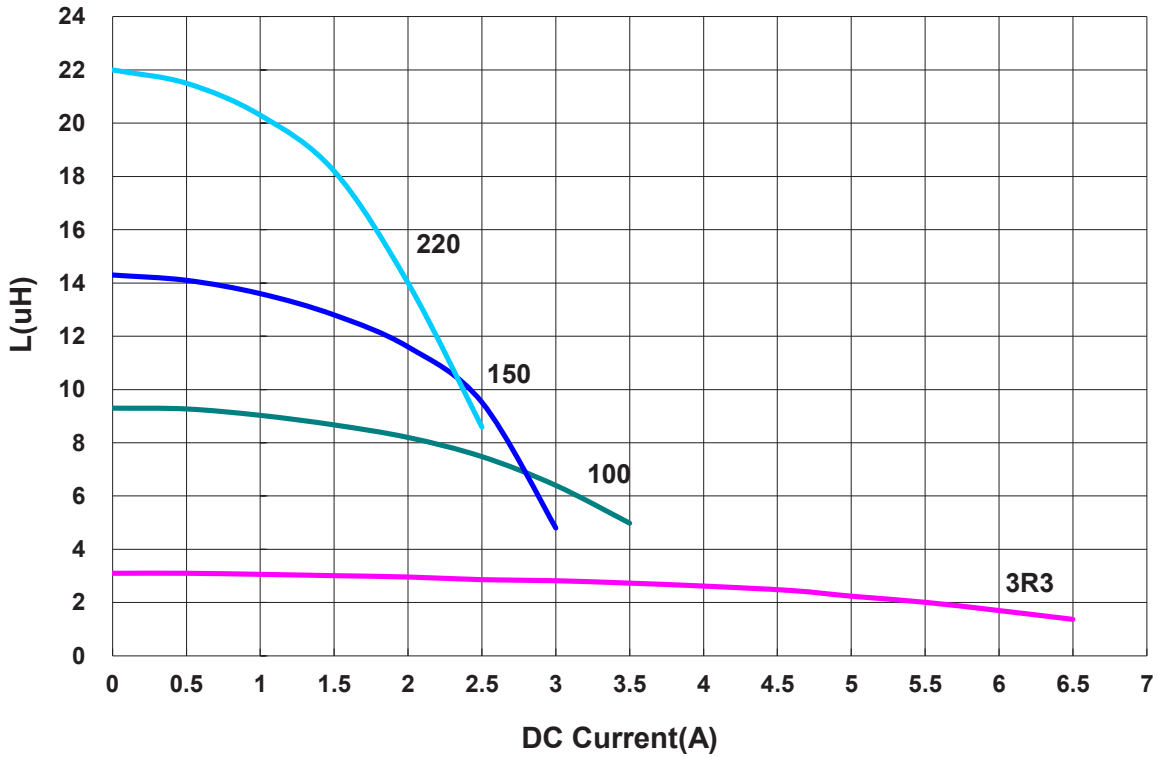
**Note: When ordering, please specify tolerance code. Tolerance: M=±20% / T=±30%**

1. Operating temperature range - 40°C ~ 125°C
2. Isat for Inductance drop 30% from its value without current
3. I rms for a 40°C temperature rise from 25°C ambient with current
4. Measure Equipment:
  - L: Agilent HP4284A+Agilent HP42841A
  - RDC: DIGITAL MILLINHM METER CHROMA 16502, or equivalent
  - Isat: Agilent HP4284A
  - I rms: Agilent HP4284A

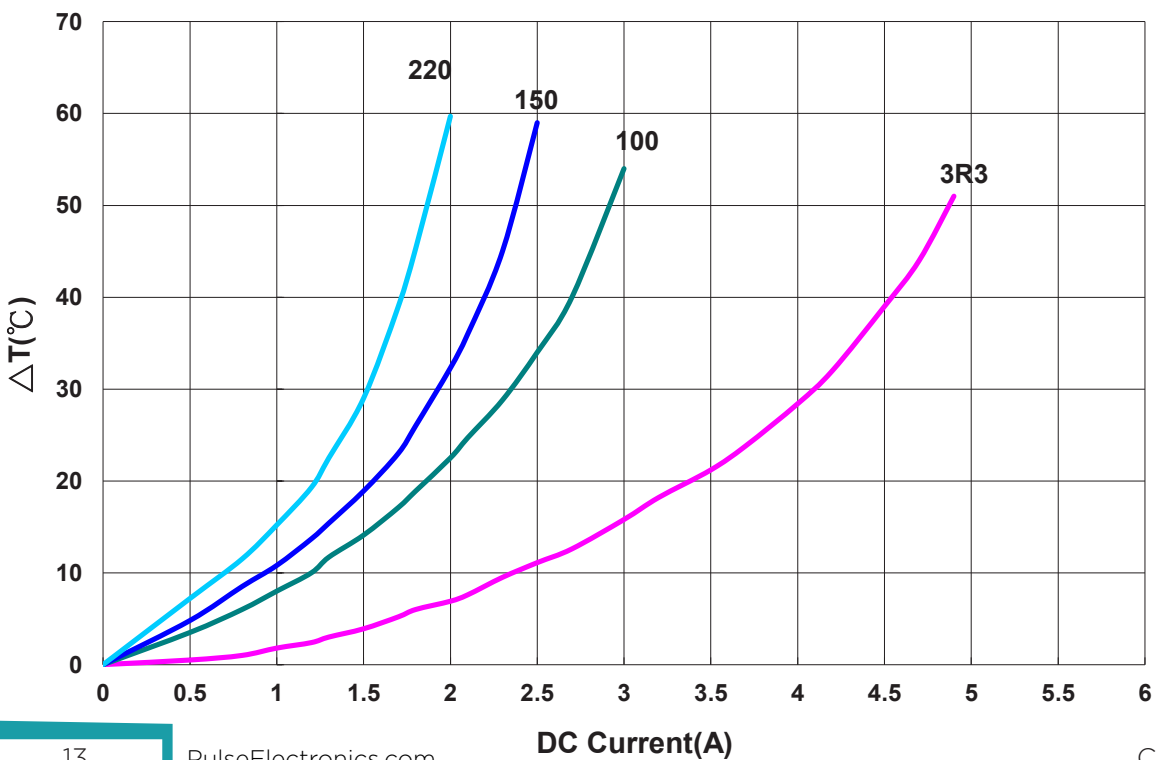
## AWVC00606028 Type

### Characteristics Graph

#### Inductance vs. DC Current

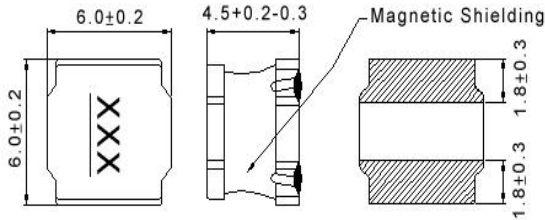


#### Temperature Change vs. DC Current



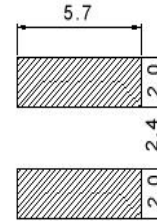
## AWVC00606045 Type

### Dimensions



unit:mm

### Recommended Land Pattern



unit:mm

### Electrical Characteristics

Part No.	Inductance (uH)	Test Freq.	RDC (Ω)±30%	Isat(A) Typ.(Max)	Irms(A) Typ.(Max)	Tolerance (±%)	Marking
AWVC006060451R0□00	1	100kHz,1V	0.010	13(11.50)	7.3(6.50)	20,30	1R0
AWVC006060451R5□00	1.5	100kHz,1V	0.012	12(10.50)	6.6(5.90)	20,30	1R5
AWVC006060452R2□00	2.2	100kHz,1V	0.018	9.5(8.50)	5.2(4.60)	20,30	2R2
AWVC006060453R3□00	3.3	100kHz,1V	0.022	7.8(7.00)	4.4(3.90)	20,30	3R3
AWVC006060454R7□00	4.7	100kHz,1V	0.030	6.8(6.10)	4.0(3.60)	20,30	4R7
AWVC006060456R8□00	6.8	100kHz,1V	0.042	5.7(5.10)	3.3(2.90)	20,30	6R8
AWVC00606045100□00	10	100kHz,1V	0.060	4.6(4.10)	2.6(2.30)	20,30	100
AWVC00606045150□00	15	100kHz,1V	0.090	3.8(3.40)	2.2(1.90)	20,30	150
AWVC00606045220□00	22	100kHz,1V	0.130	3.3(2.90)	1.9(1.70)	20,30	220

**Note: When ordering, please specify tolerance code. Tolerance: M=±20% / T=±30%**

1. Operating temperature range - 40°C ~ 125°C
2. Isat for Inductance drop 30% from its value without current
3. I rms for a 40°C temperature rise from 25°C ambient with current
4. Measure Equipment:

L: Agilent HP4284A+Agilent HP42841A

RDC: DIGITAL MILLINHM METER CHROMA 16502, or equivalent

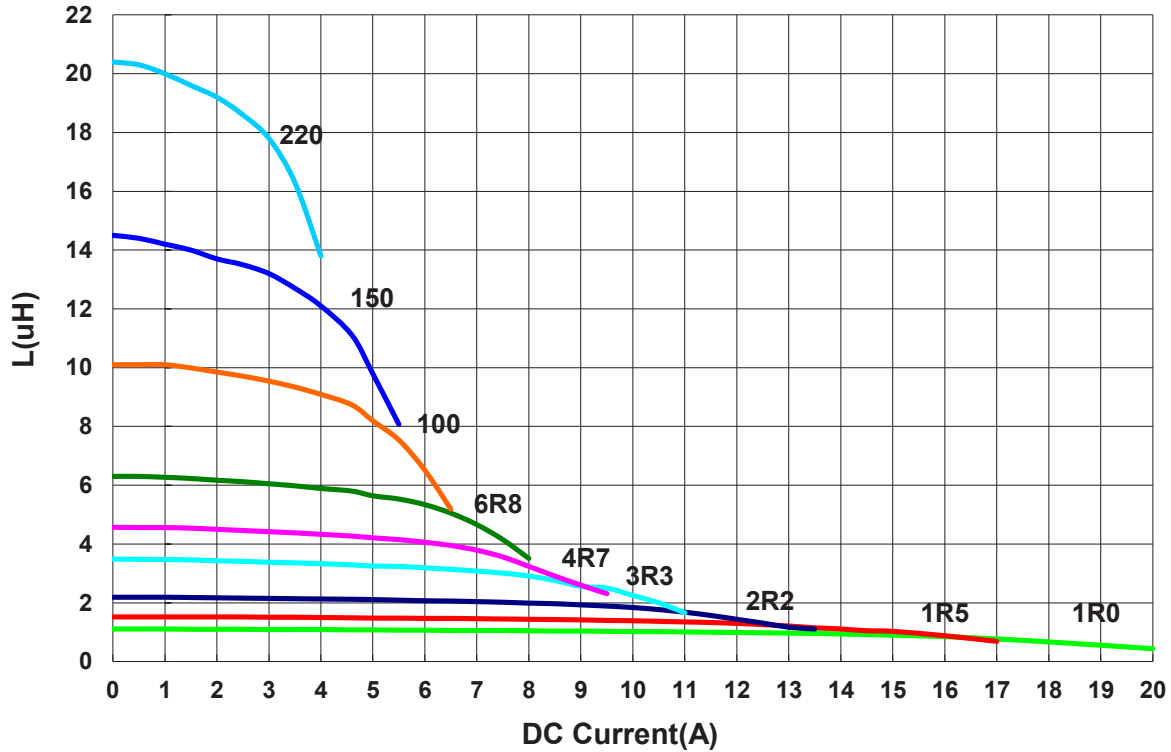
Isat: Agilent HP4284A

I rms: Agilent HP4284A

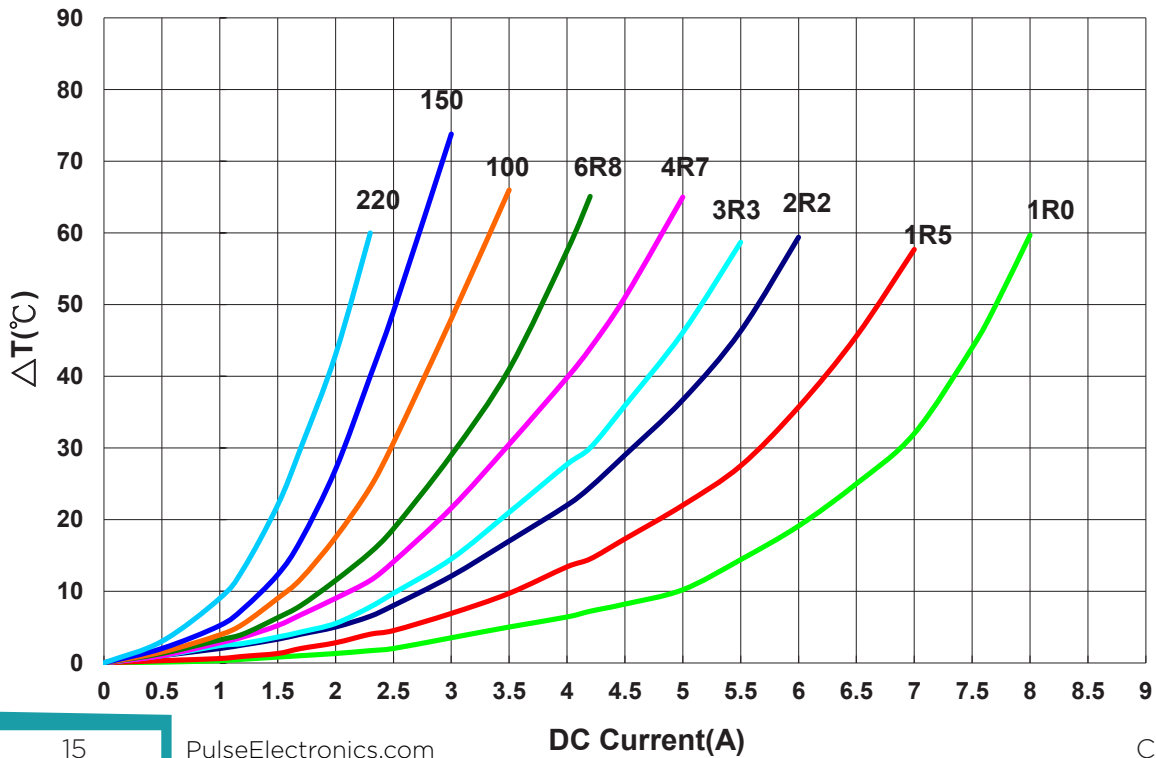
## AWVC00606045 Type

### Characteristics Graph

#### Inductance vs. DC Current



#### Temperature Change vs. DC Current



## ■ Packaging

### Tape Dimensions

Figure 1

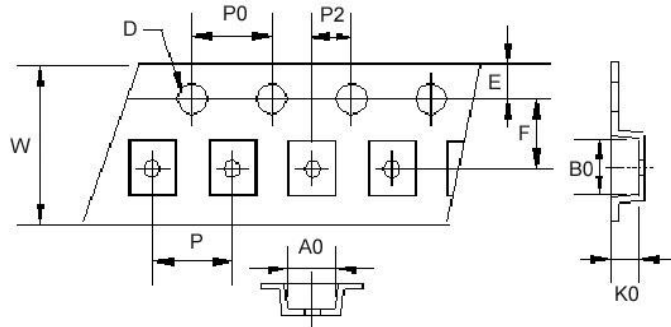
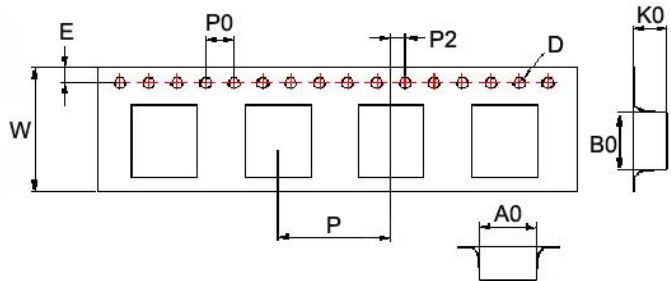


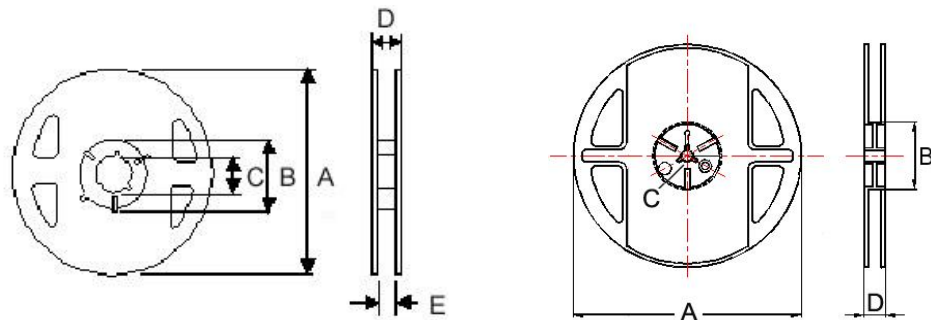
Figure 2



### Reel Dimensions

Figure 1

Figure 2





## Dimensions in mm

TYPE	Fig	Tape Dimensions										Reel Dimensions					Quantity
		A0	B0	K0	D	E	F	W	P	P0	P2	A	B	C	D	E	PCS / Reel
AWVC00201610	1	1.9	2.2	1.15	1.55	1.75	3.5	8	4	4	2	180	60	13	14.4	8.4	2000
AWVC00201612	1	1.9	2.2	1.3	1.55	1.75	3.5	8	4	4	2	180	60	13	14.4	8.4	2000
AWVC00252012	1	2.40	2.70	1.35	1.55	1.75	3.5	8	4	4	2	180	60	13	14.4	8.4	2000
AWVC00404018	2	4.25	4.25	2.1	1.55	1.75	5.5	12	8	4	2	178	60	13	13.2	-	800
AWVC00505040	2	5.2	5.2	4.2	1.55	1.75	5.5	12	8	4	2	330	100	13	13.4	-	1500
AWVC00606028	2	6.25	6.25	3.00	1.55	1.75	7.5	16	12	4	2	330	100	13	16	-	1500
AWVC00606045	2	6.25	6.25	4.65	1.55	1.75	7.5	16	12	4	2	330	100	13	16	-	1000

## For More Information:

Americas - [prodinfo\\_power\\_americas@yageo.com](mailto:prodinfo_power_americas@yageo.com) | Europe - [prodinfo\\_power\\_emea@yageo.com](mailto:prodinfo_power_emea@yageo.com) | Asia - [prodinfo\\_power\\_asia@yageo.com](mailto:prodinfo_power_asia@yageo.com)

Performance warranty of products offered on this data sheet is limited to the parameters specified. Data is subject to change without notice. Other brand and product names mentioned herein may be trademarks or registered trademarks of their respective owners. © Copyright, 2022. Pulse Electronics, Inc. All rights reserved.

# Mouser Electronics

Authorized Distributor

Click to View Pricing, Inventory, Delivery & Lifecycle Information:

## Pulse:

[AWVC00201610100M00](#) [AWVC00201610100T00](#) [AWVC00201610150M00](#) [AWVC00201610150T00](#)  
[AWVC00201610180M00](#) [AWVC00201610180T00](#) [AWVC002016101R0M00](#) [AWVC002016101R0T00](#)  
[AWVC002016101R5M00](#) [AWVC002016101R5T00](#) [AWVC00201610220M00](#) [AWVC00201610220T00](#)  
[AWVC002016102R2M00](#) [AWVC002016102R2T00](#) [AWVC002016103R3M00](#) [AWVC002016103R3T00](#)  
[AWVC002016104R7M00](#) [AWVC002016104R7T00](#) [AWVC002016106R8M00](#) [AWVC002016106R8T00](#)  
[AWVC00201610R24M00](#) [AWVC00201610R24T00](#) [AWVC00201612100M00](#) [AWVC00201612100T00](#)  
[AWVC00201612150M00](#) [AWVC00201612150T00](#) [AWVC002016121R0M00](#) [AWVC002016121R0T00](#)  
[AWVC00201612220M00](#) [AWVC00201612220T00](#) [AWVC002016122R2M00](#) [AWVC002016122R2T00](#)  
[AWVC002016123R3M00](#) [AWVC002016123R3T00](#) [AWVC002016124R7M00](#) [AWVC002016124R7T00](#)  
[AWVC00201612R50M00](#) [AWVC00201612R50T00](#) [AWVC00252012R68M00](#) [AWVC00252012R68T00](#)  
[AWVC00404018100M00](#) [AWVC00404018100T00](#) [AWVC00404018150M00](#) [AWVC00404018150T00](#)  
[AWVC004040181R2M00](#) [AWVC004040181R2T00](#) [AWVC00404018220M00](#) [AWVC00404018220T00](#)  
[AWVC004040184R7M00](#) [AWVC004040184R7T00](#) [AWVC004040186R8M00](#) [AWVC004040186R8T00](#)  
[AWVC00505040100M00](#) [AWVC00505040100T00](#) [AWVC00505040150M00](#) [AWVC00505040150T00](#)  
[AWVC00505040151M00](#) [AWVC00505040151T00](#) [AWVC00505040181M00](#) [AWVC00505040181T00](#)  
[AWVC005050401R0M00](#) [AWVC005050401R0T00](#) [AWVC005050401R5M00](#) [AWVC005050401R5T00](#)  
[AWVC00505040220M00](#) [AWVC00505040220T00](#) [AWVC00505040221M00](#) [AWVC00505040221T00](#)  
[AWVC005050402R2M00](#) [AWVC005050402R2T00](#) [AWVC005050402R7M00](#) [AWVC005050402R7T00](#)  
[AWVC005050403R3M00](#) [AWVC005050403R3T00](#) [AWVC005050404R7M00](#) [AWVC005050404R7T00](#)  
[AWVC005050406R8M00](#) [AWVC005050406R8T00](#) [AWVC005050408R2M00](#) [AWVC005050408R2T00](#)  
[AWVC00606028100M00](#) [AWVC00606028100T00](#) [AWVC00606028150M00](#) [AWVC00606028150T00](#)  
[AWVC00606028220M00](#) [AWVC00606028220T00](#) [AWVC006060283R3M00](#) [AWVC006060283R3T00](#)  
[AWVC00606045100M00](#) [AWVC00606045100T00](#) [AWVC00606045150M00](#) [AWVC00606045150T00](#)  
[AWVC006060451R0M00](#) [AWVC006060451R0T00](#) [AWVC006060451R5M00](#) [AWVC006060451R5T00](#)  
[AWVC00606045220M00](#) [AWVC00606045220T00](#) [AWVC006060452R2M00](#) [AWVC006060452R2T00](#)