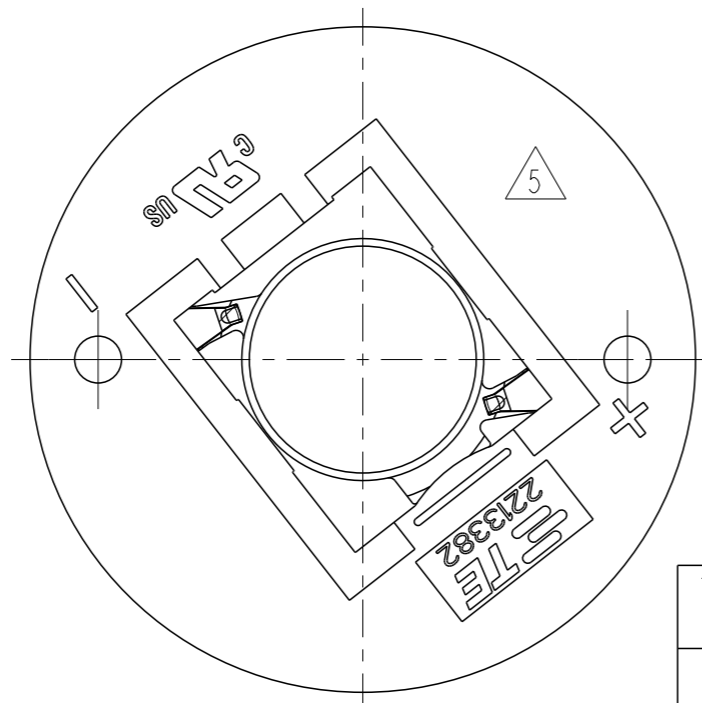
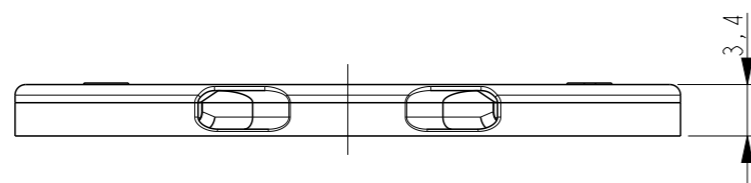
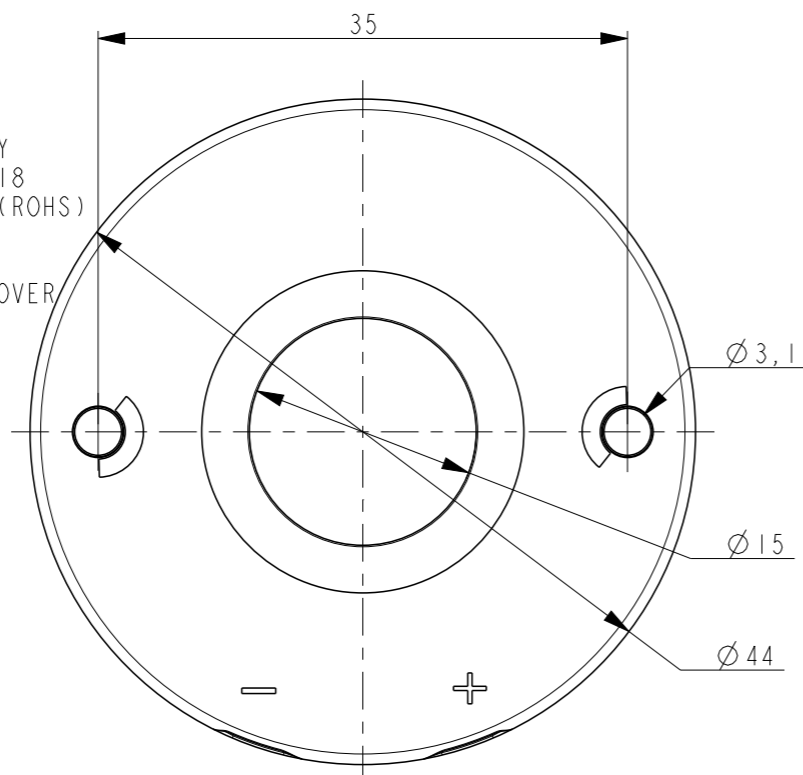


REVISIONS

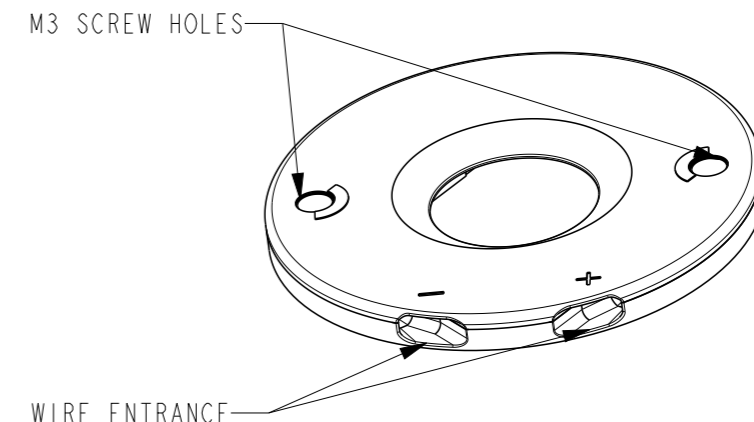
P	LTR	DESCRIPTION	DATE	DWN	APVD
A4		ADDED RELEASED LEDS	25JAN2017	KR	MvE
B		REVISED PER ECR-17-005513	13APR2017	SK	MvE
B1		REVISED PER ECR-17-016356	07NOV2017	RK	OL
B2		REVISED PER ECR-19-009282	14JUN2019	SR	DD

NOTES:

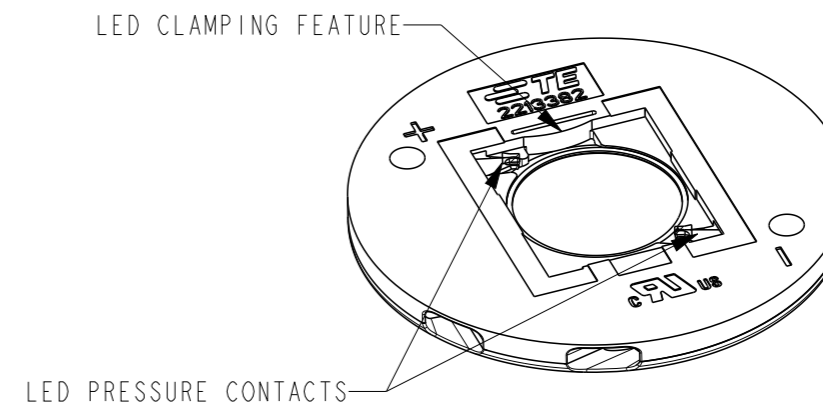
- MATERIALS:
HOUSING: GLASS FILLED PBT
HALOGEN FREE FLAME RETARDANT,
COLOR : NATURAL/WHITE
CONTACTS: SILVER PLATED COPPER ALLOY
 - FOR SOLID AND STRANDED WIRE AWG 22-18
 - COMPLIES WITH DIRECTIVE 2002/95/EC (ROHS)
 - M3 SCREW TO BE USED FOR MOUNTING
- 5 DATE CODE YY-WW-D ANY WHERE EXCEPT OVER LOGO OR +/- SIGN.
- FOR COB-TO-HOLDER CROSS REFERENCE, REFER TO APPLICATION SPECIFICATION 114-32208.



2213382-1 AS SHOWN
LUMAWISE LED HOLDER Z50 LOW PROFILE



SCALE 3:2



DESCRIPTION	PART NO	PACKAGING
LUMAWISE LED HOLDER Z50 STANDARD PROFILE 1619	2213382-2	5x4 PIECES IN TRAY 25 TRAYS IN SHIPPING BOX
LUMAWISE LED HOLDER Z50 LOW PROFILE 1619	2213382-1	5x4 PIECES IN TRAY 35 TRAYS IN SHIPPING BOX

THIS DRAWING IS A CONTROLLED DOCUMENT.		DWN YASHKUMAR 31AUG2013	STE TE Connectivity	
DIMENSIONS: mm		CHK M.V.ESSSEN 31AUG2013		
TOLERANCES UNLESS OTHERWISE SPECIFIED:		APVD O.I.FIUNSE 31AUG2013	NAME LUMAWISE LED HOLDER Z50 1619	
0 PLC ±-		PRODUCT SPEC 108-133008	SIZE A3	
1 PLC ±-		APPLICATION SPEC 114-32048	CAGE CODE -	DRAWING NO C-2213382
2 PLC ±-		WEIGHT -	RESTRICTED TO -	
3 PLC ±-		Customer Drawing	SCALE 2:1	
4 PLC ±-			SHEET 1 OF 3	
ANGLES ±-		REV B2		
FINISH -				

THIS DRAWING IS UNPUBLISHED.

RELEASED FOR PUBLICATION

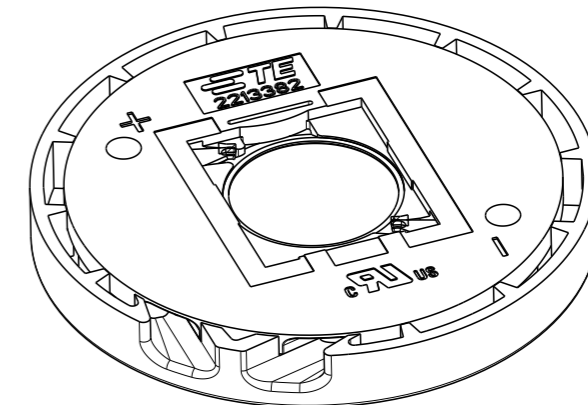
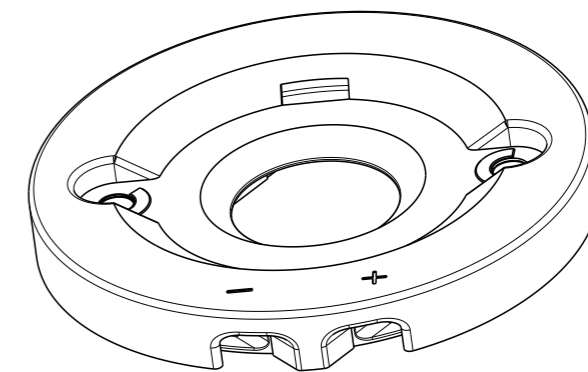
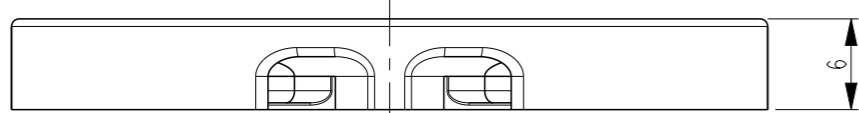
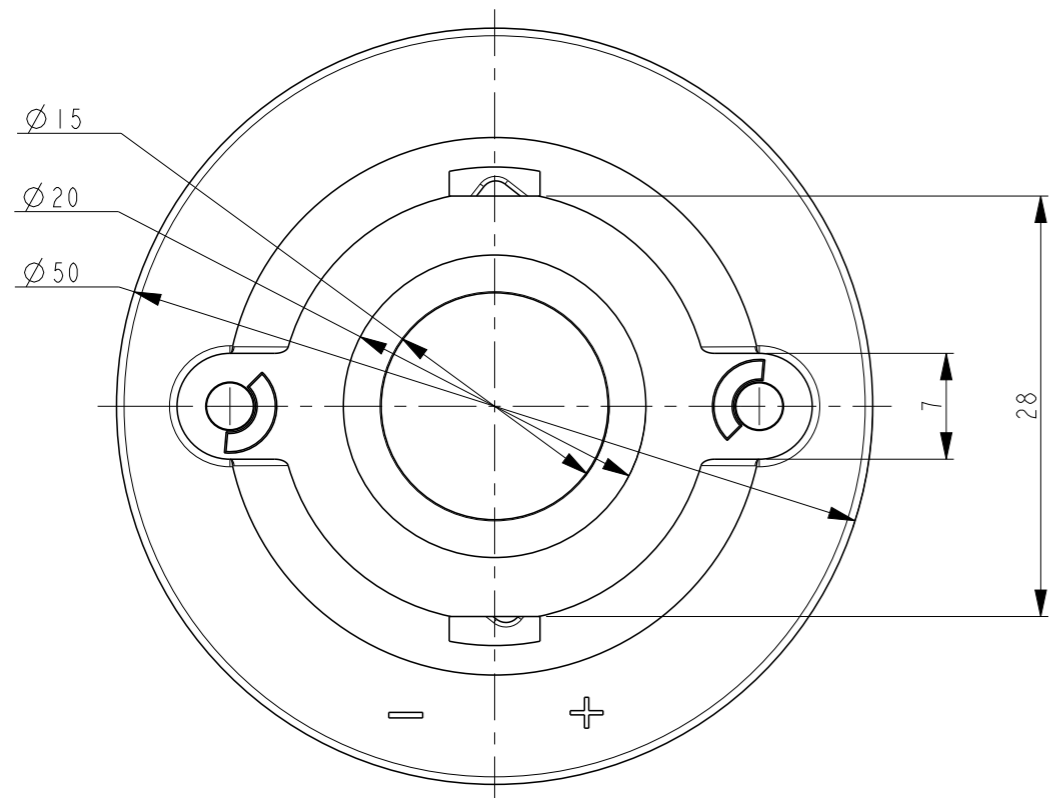
20

© COPYRIGHT 20 BY -

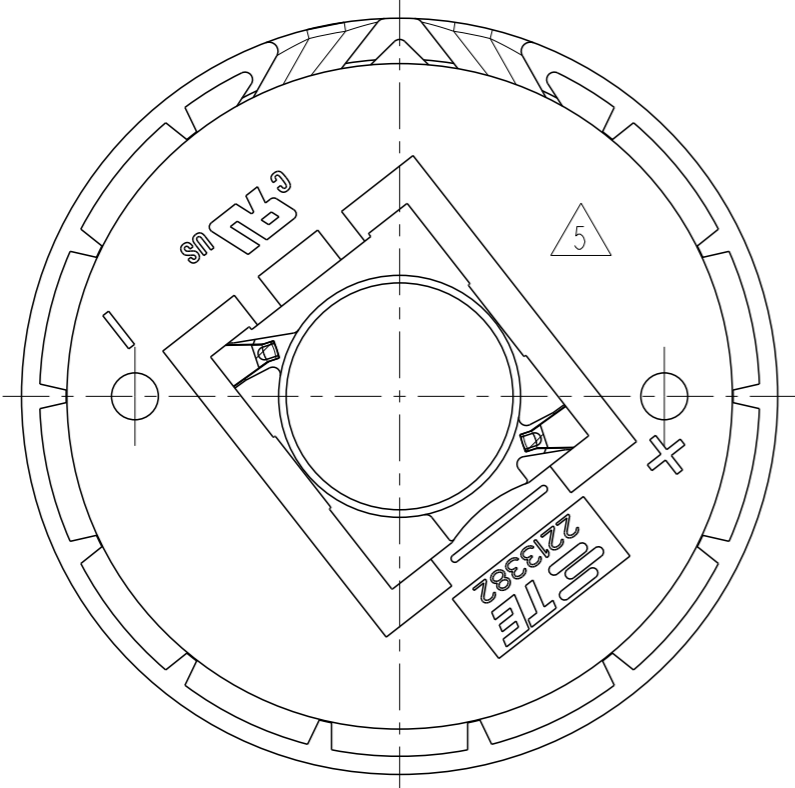
ALL RIGHTS RESERVED.

REVISIONS

P	LTR	DESCRIPTION	DATE	DWN	APVD
-	-	SEE SHEET 1	-	-	-



SCALE 3:2



2213382-2 AS SHOWN
LUMAWISE LED HOLDER Z50 STANDARD PROFILE

THIS DRAWING IS A CONTROLLED DOCUMENT.		DWN YASHKUMAR 31AUG2013	TE Connectivity					
DIMENSIONS: mm		CHK M.V.ESSEN 31AUG2013						
TOLERANCES UNLESS OTHERWISE SPECIFIED:		APVD O.I.FIUNSE 31AUG2013	NAME LUMAWISE LED HOLDER Z50 1619					
<ul style="list-style-type: none"> 0 PLC ±- 1 PLC ±- 2 PLC ±- 3 PLC ±- 4 PLC ±- ANGLES ±- 		PRODUCT SPEC 108-133008	SIZE A3	CAGE CODE -	DRAWING NO C-2213382	RESTRICTED TO -		
MATERIAL -		FINISH -	WEIGHT -	Customer Drawing		SCALE 2:1	SHEET 2 OF 3	REV B2

4

3

2

1

THIS DRAWING IS UNPUBLISHED.

RELEASED FOR PUBLICATION

20

© COPYRIGHT 20

BY -

ALL RIGHTS RESERVED.

REVISIONS

P	LTR	DESCRIPTION	DATE	DWN	APVD
	-	SEE SHEET 1	-	-	-

THE SKETCH BELOW IS SHOWING THE NOMINAL LED COB DIMENSIONS TO MATCH WITH THE Z50 LED HOLDER 1619
FOR TECHNICAL DETAILS ABOUT A PROPER MATCH WITH A SPECIFIC LED COB ARRAY PLEASE CONTACT A REPRESENTATIVE AT TE-CONNECTIVITY

Technical drawing showing the nominal LED COB dimensions for the Z50 LED Holder 1619. The drawing includes a top view and a side view. The top view shows a square holder with a central circular LED COB array. Dimensions are: overall width 19 mm, overall height 16 mm, a horizontal offset of 7.5 mm from the left edge to the center of the COB, and a vertical dimension of 5.3 mm for a specific feature on the left side. The side view shows the profile of the holder.

THIS DRAWING IS A CONTROLLED DOCUMENT.

DIMENSIONS:
mm

TOLERANCES UNLESS OTHERWISE SPECIFIED:

0 PLC	±-
1 PLC	±-
2 PLC	±-
3 PLC	±-
4 PLC	±-
ANGLES	±-

MATERIAL

FINISH

-

-

DWN 31AUG2013

YASHKUMAR

CHK 31AUG2013

M.V.ESSEN

APVD 31AUG2013

O.L.FIJNSE

PRODUCT SPEC

108-133008

APPLICATION SPEC

114-32048

WEIGHT

-

NAME

LUMAWISE LED HOLDER Z50 1619

SIZE

A3

CAGE CODE

-

DRAWING NO

C-2213382

RESTRICTED TO

-

Customer Drawing

SCALE 2:1

SHEET 3 OF 3

REV B2

1470-19 (3/13)

Mouser Electronics

Authorized Distributor

Click to View Pricing, Inventory, Delivery & Lifecycle Information:

[TE Connectivity:](#)

[2213382-2](#)