

## Important notice

Dear Customer,

On 7 February 2017 the former NXP Standard Product business became a new company with the tradename **Nexperia**. Nexperia is an industry leading supplier of Discrete, Logic and PowerMOS semiconductors with its focus on the automotive, industrial, computing, consumer and wearable application markets

In data sheets and application notes which still contain NXP or Philips Semiconductors references, use the references to Nexperia, as shown below.

Instead of <http://www.nxp.com>, <http://www.philips.com/> or <http://www.semiconductors.philips.com/>, use <http://www.nexperia.com>

Instead of [sales.addresses@www.nxp.com](mailto:sales.addresses@www.nxp.com) or [sales.addresses@www.semiconductors.philips.com](mailto:sales.addresses@www.semiconductors.philips.com), use [salesaddresses@nexperia.com](mailto:salesaddresses@nexperia.com) (email)

Replace the copyright notice at the bottom of each page or elsewhere in the document, depending on the version, as shown below:

- © NXP N.V. (year). All rights reserved or © Koninklijke Philips Electronics N.V. (year). All rights reserved

Should be replaced with:

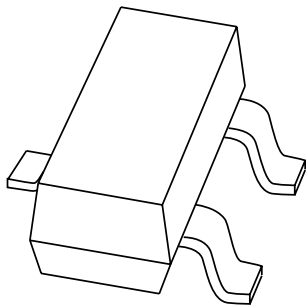
- © **Nexperia B.V. (year). All rights reserved.**

If you have any questions related to the data sheet, please contact our nearest sales office via e-mail or telephone (details via [salesaddresses@nexperia.com](mailto:salesaddresses@nexperia.com)). Thank you for your cooperation and understanding,

Kind regards,

Team Nexperia

# DATA SHEET



## **BSH103**

**N-channel enhancement mode  
MOS transistor**

Product specification  
Supersedes data of 1998 Jan 30  
File under Discrete Semiconductors, SC13b

1998 Feb 11

# N-channel enhancement mode MOS transistor

**BSH103**

## FEATURES

- Very low threshold
- High-speed switching
- No secondary breakdown
- Direct interface to C-MOS, TTL etc.

## APPLICATIONS

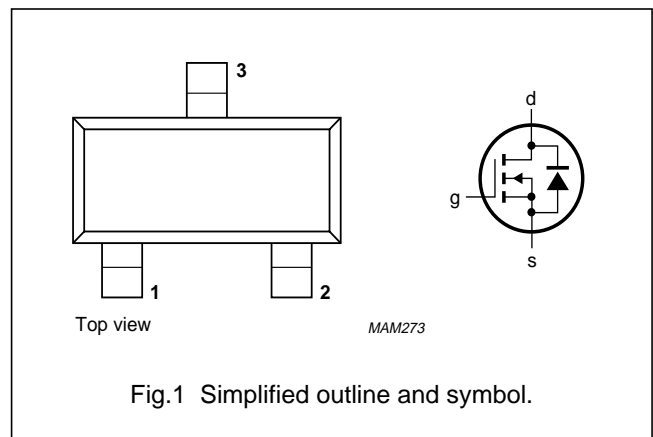
- Power management
- DC to DC converters
- Battery powered applications
- 'Glue-logic'; interface between logic blocks and/or periphery
- General purpose switch.

## DESCRIPTION

N-channel enhancement mode MOS transistor in a SOT23 SMD package.

## PINNING - SOT23

PIN	SYMBOL	DESCRIPTION
1	g	gate
2	s	source
3	d	drain



## QUICK REFERENCE DATA

SYMBOL	PARAMETERS	CONDITIONS	MIN.	MAX.	UNIT
$V_{DS}$	drain-source voltage (DC)		–	30	V
$V_{SD}$	source-drain diode forward voltage	$V_{GD} = 0; I_S = 0.5 \text{ A}$	–	1	V
$V_{GS}$	gate-source voltage (DC)		–	$\pm 8$	V
$V_{GSth}$	gate-source threshold voltage	$V_{DS} = V_{GS}; I_D = 1 \text{ mA}$	0.4	–	V
$I_D$	drain current (DC)	$T_s = 80 \text{ }^\circ\text{C}$	–	0.85	A
$R_{DSon}$	drain-source on-state resistance	$V_{GS} = 2.5 \text{ V}; I_D = 0.5 \text{ A}$	–	0.5	$\Omega$
$P_{tot}$	total power dissipation	$T_s = 80 \text{ }^\circ\text{C}$	–	0.5	W

## CAUTION

This product is supplied in anti-static packing to prevent damage caused by electrostatic discharge during transport and handling. For further information, refer to Philips specs.: SNW-EQ-608, SNW-FQ-302A and SNW-FQ-302B.

# N-channel enhancement mode MOS transistor

BSH103

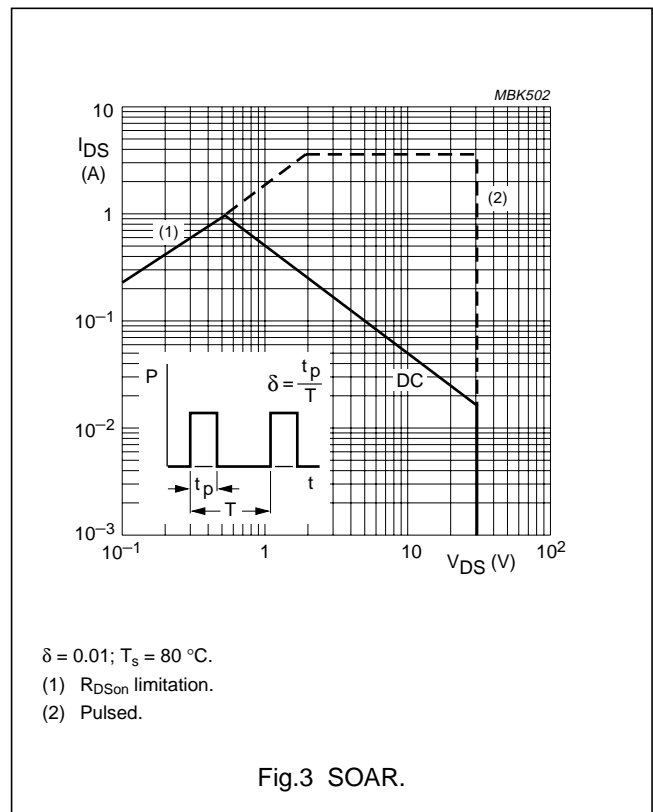
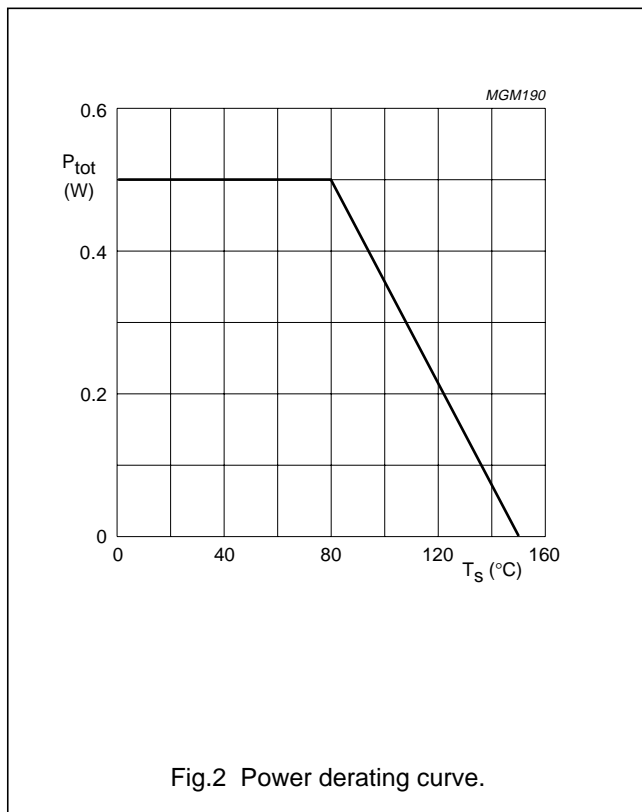
## LIMITING VALUES

In accordance with the Absolute Maximum Rating System (IEC 134).

SYMBOL	PARAMETER	CONDITIONS	MIN.	MAX.	UNIT
$V_{DS}$	drain-source voltage (DC)		–	30	V
$V_{GS}$	gate-source voltage (DC)		–	$\pm 8$	V
$I_D$	drain current (DC)	$T_s = 80\text{ }^\circ\text{C}$ ; note 1	–	0.85	A
$I_{DM}$	peak drain current	note 2	–	3.4	A
$P_{tot}$	total power dissipation	$T_s = 80\text{ }^\circ\text{C}$	–	0.5	W
		$T_{amb} = 25\text{ }^\circ\text{C}$ ; note 3	–	0.75	W
		$T_{amb} = 25\text{ }^\circ\text{C}$ ; note 4	–	0.54	W
$T_{stg}$	storage temperature		–55	+150	$^\circ\text{C}$
$T_j$	operating junction temperature		–55	+150	$^\circ\text{C}$
<b>Source-drain diode</b>					
$I_S$	source current (DC)	$T_s = 80\text{ }^\circ\text{C}$	–	0.5	A
$I_{SM}$	peak pulsed source current	note 2	–	2	A

## Notes

- $T_s$  is the temperature at the soldering point of the drain lead.
- Pulse width and duty cycle limited by maximum junction temperature.
- Device mounted on printed-circuit board with an  $R_{th\ a-tp}$  (ambient to tie-point) of 27.5 K/W.
- Device mounted on printed-circuit board with an  $R_{th\ a-tp}$  (ambient to tie-point) of 90 K/W.



N-channel enhancement mode  
MOS transistor

BSH103

THERMAL CHARACTERISTICS

SYMBOL	PARAMETER	VALUE	UNIT
$R_{th\ j-s}$	thermal resistance from junction to soldering point	140	K/W

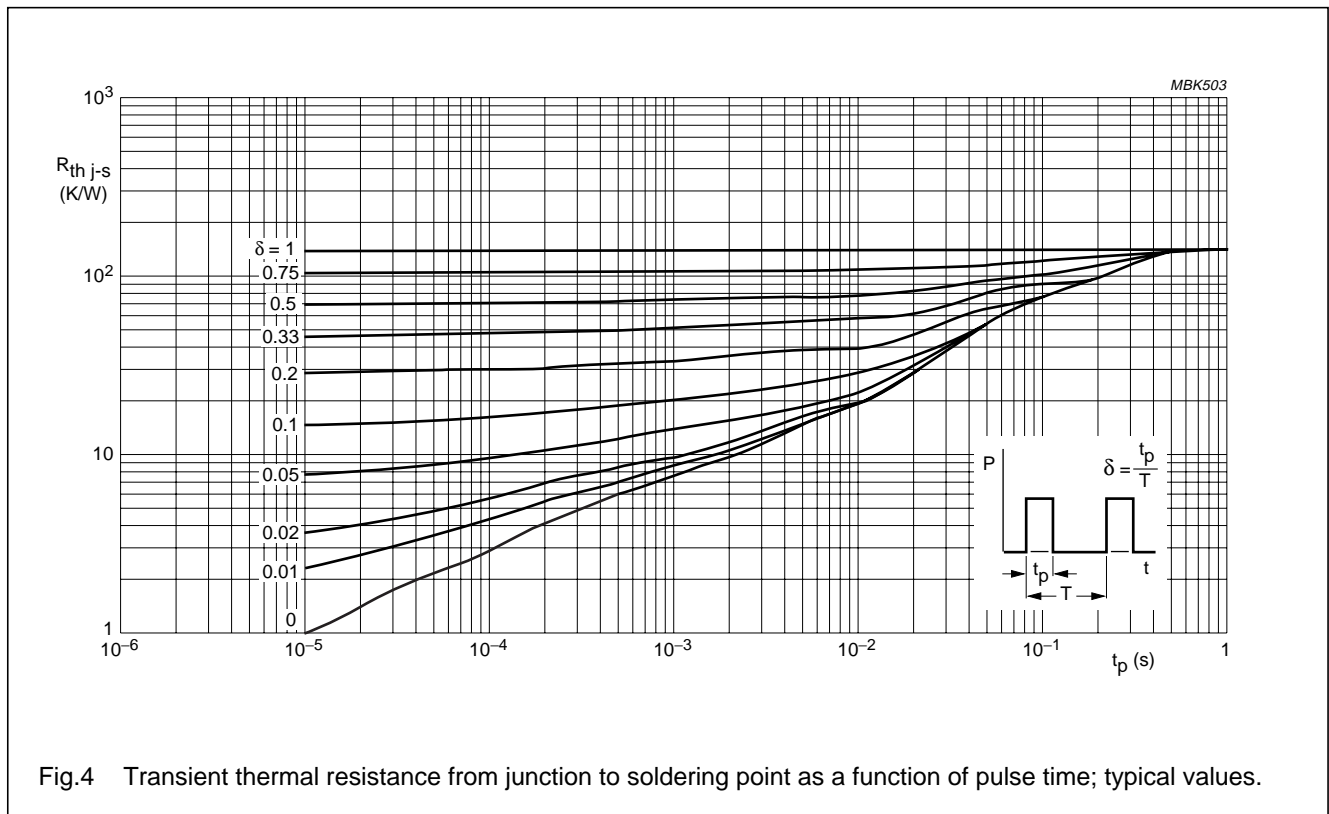


Fig.4 Transient thermal resistance from junction to soldering point as a function of pulse time; typical values.

# N-channel enhancement mode MOS transistor

## BSH103

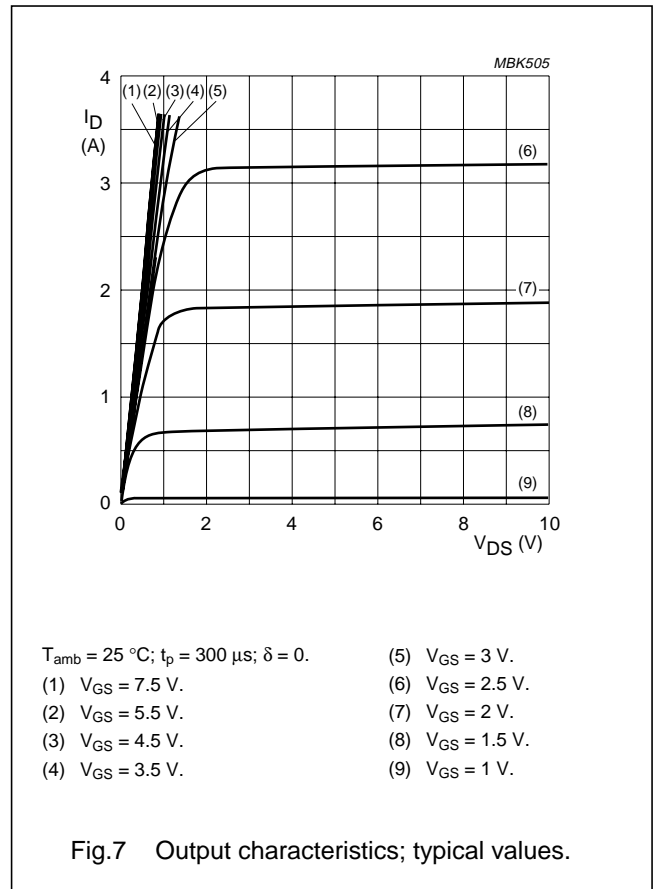
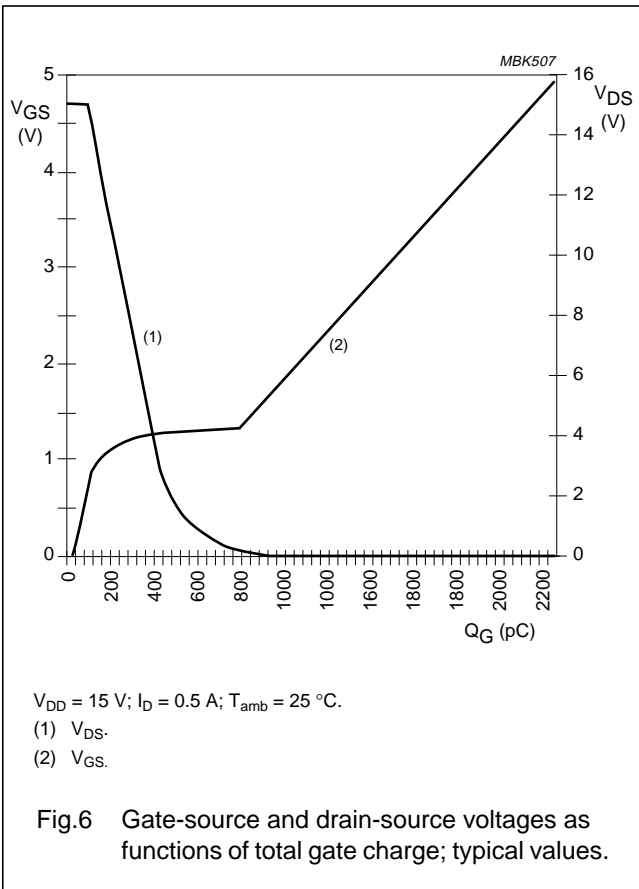
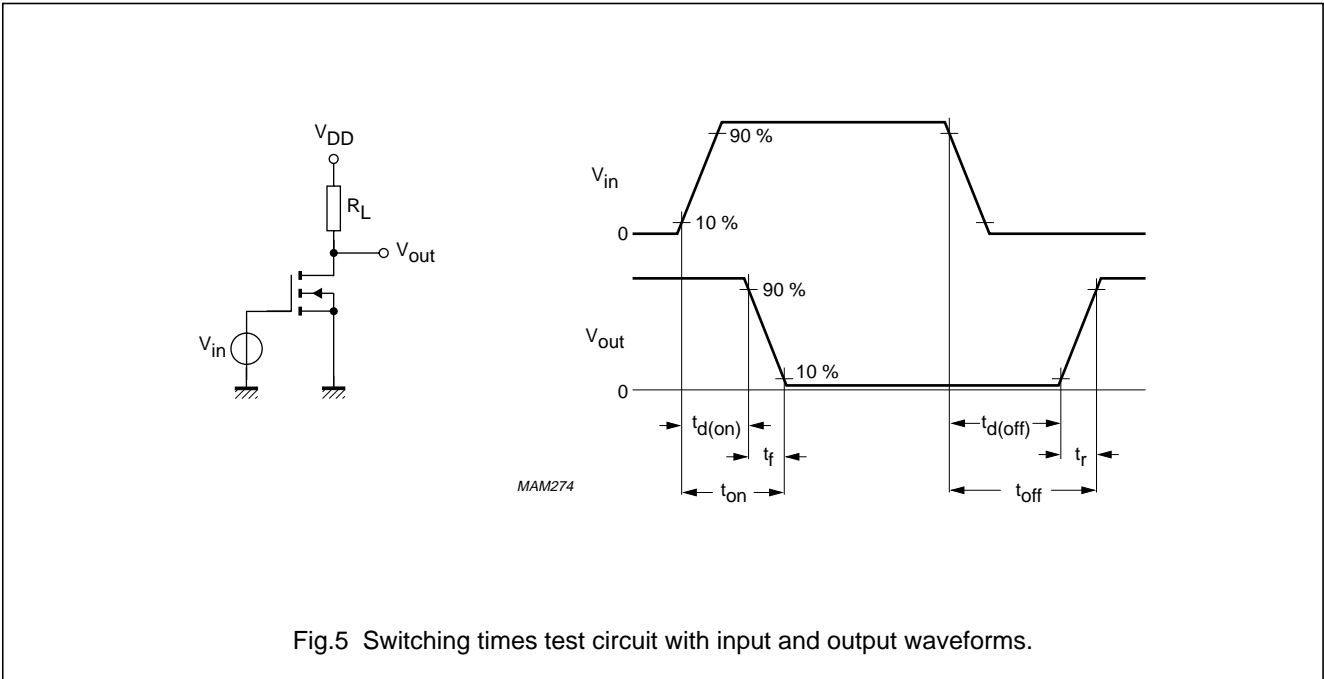
### CHARACTERISTICS

$T_j = 25\text{ °C}$  unless otherwise specified.

SYMBOL	PARAMETER	CONDITIONS	MIN.	TYP.	MAX.	UNIT
$V_{(BR)DSS}$	drain-source breakdown voltage	$V_{GS} = 0; I_D = 10\ \mu\text{A}$	30	–	–	V
$V_{GSth}$	gate-source threshold voltage	$V_{GS} = V_{DS}; I_D = 1\ \text{mA}$	0.4	–	–	V
$I_{DSS}$	drain-source leakage current	$V_{GS} = 0; V_{DS} = 24\ \text{V}$	–	–	100	nA
$I_{GSS}$	gate leakage current	$V_{GS} = \pm 8\ \text{V}; V_{DS} = 0$	–	–	$\pm 100$	nA
$R_{DSon}$	drain-source on-state resistance	$V_{GS} = 4.5\ \text{V}; I_D = 0.5\ \text{A}$	–	–	0.4	$\Omega$
		$V_{GS} = 2.5\ \text{V}; I_D = 0.5\ \text{A}$	–	–	0.5	$\Omega$
		$V_{GS} = 1.8\ \text{V}; I_D = 0.25\ \text{A}$	–	–	0.6	$\Omega$
$C_{iss}$	input capacitance	$V_{GS} = 0; V_{DS} = 24\ \text{V}; f = 1\ \text{MHz}$	–	83	–	pF
$C_{oss}$	output capacitance	$V_{GS} = 0; V_{DS} = 24\ \text{V}; f = 1\ \text{MHz}$	–	27	–	pF
$C_{rss}$	reverse transfer capacitance	$V_{GS} = 0; V_{DS} = 24\ \text{V}; f = 1\ \text{MHz}$	–	14	–	pF
$Q_G$	total gate charge	$V_{GS} = 4.5\ \text{V}; V_{DD} = 15\ \text{V};$ $I_D = 0.5\ \text{A}; T_{amb} = 25\text{ °C}$	–	2100	–	pC
$Q_{GS}$	gate-source charge	$V_{DD} = 15\ \text{V}; I_D = 0.5\ \text{A};$ $T_{amb} = 25\text{ °C}$	–	95	–	pC
$Q_{GD}$	gate-drain charge	$V_{DD} = 15\ \text{V}; I_D = 0.5\ \text{A};$ $T_{amb} = 25\text{ °C}$	–	670	–	pC
<b>Switching times</b>						
$t_{d(on)}$	turn-on delay time	$V_{GS} = 0\ \text{to}\ 8\ \text{V}; V_{DD} = 15\ \text{V};$ $I_D = 0.5\ \text{A}; R_{gen} = 6\ \Omega$	–	2.5	–	ns
$t_f$	fall time	$V_{GS} = 0\ \text{to}\ 8\ \text{V}; V_{DD} = 15\ \text{V};$ $I_D = 0.5\ \text{A}; R_{gen} = 6\ \Omega$	–	3.5	–	ns
$t_{on}$	turn-on switching time	$V_{GS} = 0\ \text{to}\ 8\ \text{V}; V_{DD} = 15\ \text{V};$ $I_D = 0.5\ \text{A}; R_{gen} = 6\ \Omega$	–	6	–	ns
$t_{d(off)}$	turn-off delay time	$V_{GS} = 8\ \text{to}\ 0\ \text{V}; V_{DD} = 15\ \text{V};$ $I_D = 0.5\ \text{A}; R_{gen} = 6\ \Omega$	–	20	–	ns
$t_r$	rise time	$V_{GS} = 8\ \text{to}\ 0\ \text{V}; V_{DD} = 15\ \text{V};$ $I_D = 0.5\ \text{A}; R_{gen} = 6\ \Omega$	–	7	–	ns
$t_{off}$	turn-off switching time	$V_{GS} = 8\ \text{to}\ 0\ \text{V}; V_{DD} = 15\ \text{V};$ $I_D = 0.5\ \text{A}; R_{gen} = 6\ \Omega$	–	27	–	ns
<b>Source-drain diode</b>						
$V_{SD}$	source-drain diode forward voltage	$V_{GD} = 0; I_S = 0.5\ \text{A}$	–	–	1	V
$t_{rr}$	reverse recovery time	$I_S = 0.5\ \text{A}; di/dt = -100\ \text{A}/\mu\text{s}$	–	25	–	ns

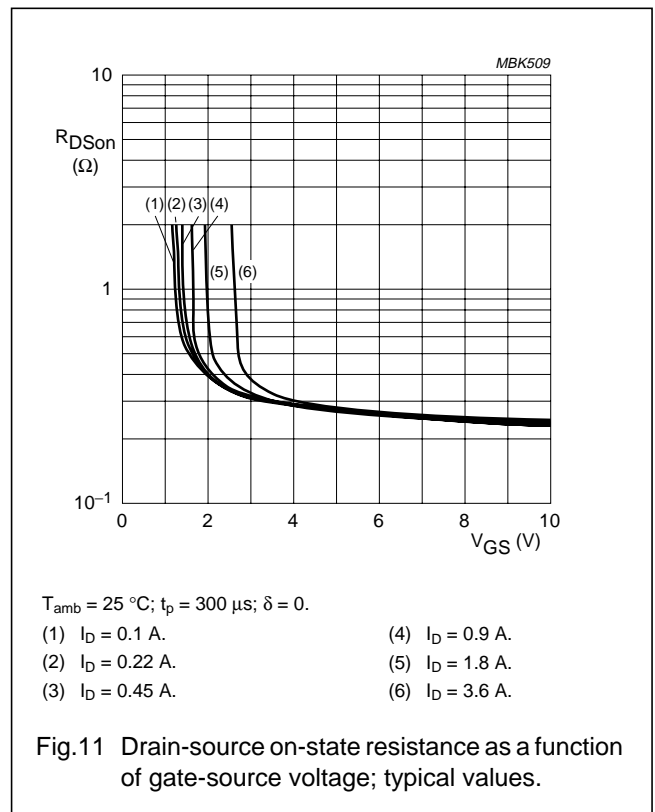
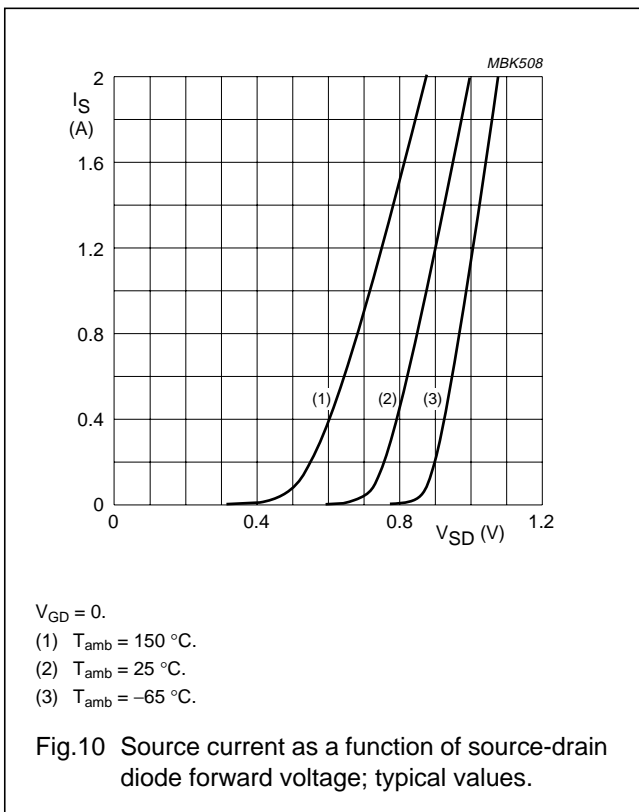
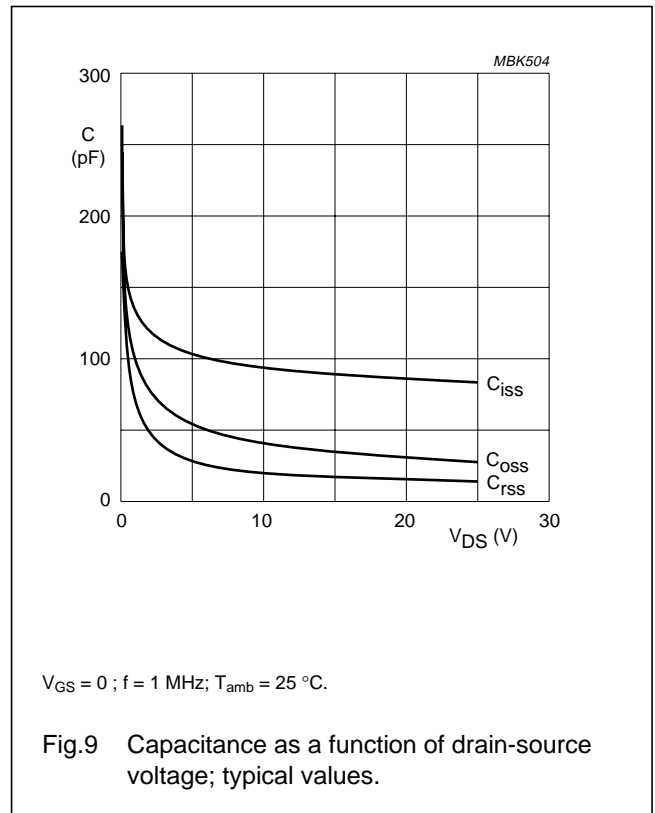
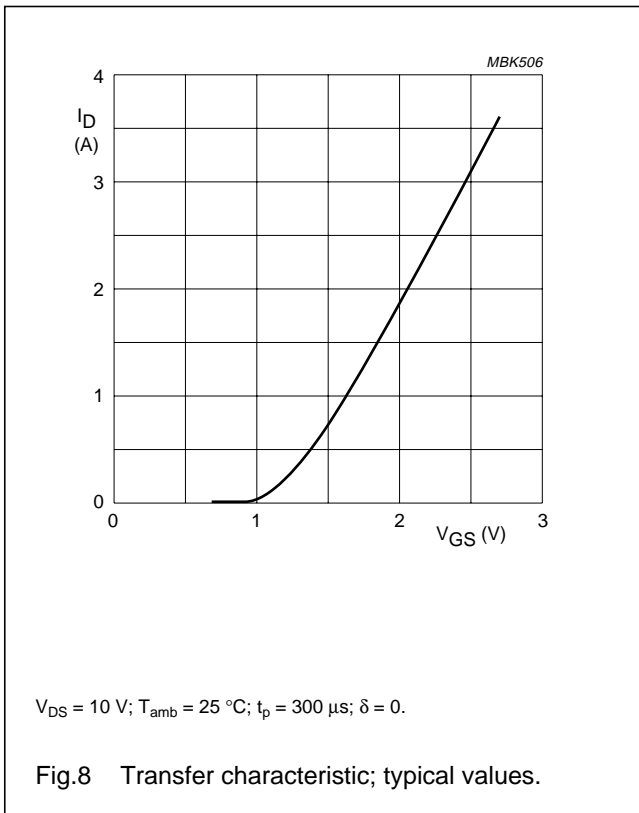
N-channel enhancement mode  
MOS transistor

BSH103



N-channel enhancement mode  
MOS transistor

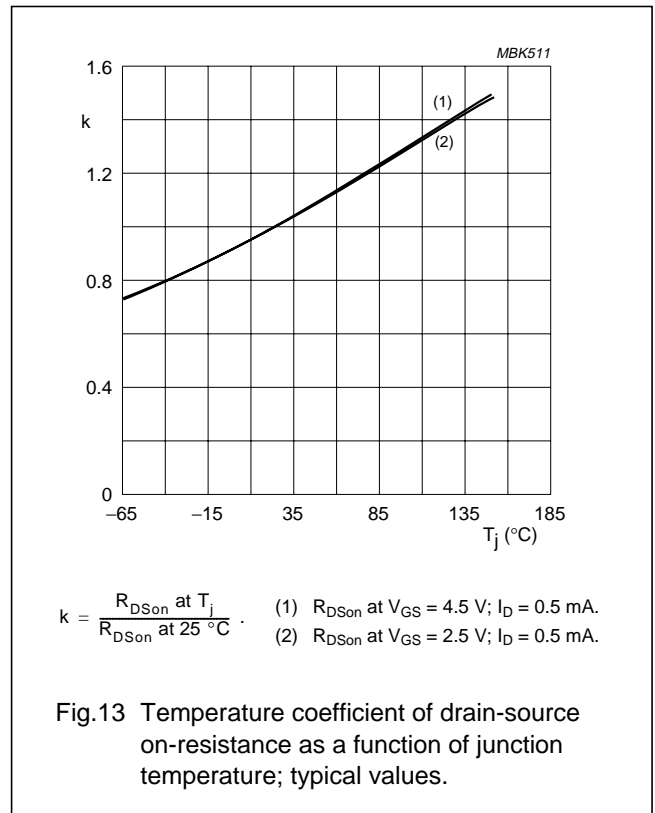
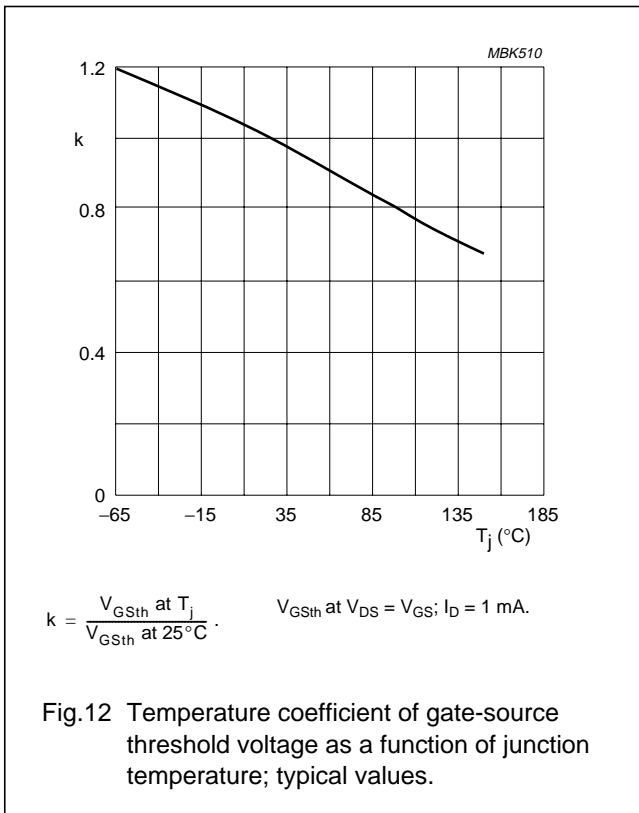
BSH103





N-channel enhancement mode  
MOS transistor

BSH103



N-channel enhancement mode  
MOS transistor

BSH103

PACKAGE OUTLINE

Plastic surface mounted package; 3 leads

SOT23



DIMENSIONS (mm are the original dimensions)

UNIT	A	A <sub>1</sub> max.	b <sub>p</sub>	c	D	E	e	e <sub>1</sub>	H <sub>E</sub>	L <sub>p</sub>	Q	v	w
mm	1.1 0.9	0.1	0.48 0.38	0.15 0.09	3.0 2.8	1.4 1.2	1.9	0.95	2.5 2.1	0.45 0.15	0.55 0.45	0.2	0.1

OUTLINE VERSION	REFERENCES				EUROPEAN PROJECTION	ISSUE DATE
	IEC	JEDEC	EIAJ			
SOT23						97-02-28

# N-channel enhancement mode MOS transistor

## BSH103

### DEFINITIONS

<b>Data Sheet Status</b>	
Objective specification	This data sheet contains target or goal specifications for product development.
Preliminary specification	This data sheet contains preliminary data; supplementary data may be published later.
Product specification	This data sheet contains final product specifications.
<b>Limiting values</b>	
Limiting values given are in accordance with the Absolute Maximum Rating System (IEC 134). Stress above one or more of the limiting values may cause permanent damage to the device. These are stress ratings only and operation of the device at these or at any other conditions above those given in the Characteristics sections of the specification is not implied. Exposure to limiting values for extended periods may affect device reliability.	
<b>Application information</b>	
Where application information is given, it is advisory and does not form part of the specification.	

### LIFE SUPPORT APPLICATIONS

These products are not designed for use in life support appliances, devices, or systems where malfunction of these products can reasonably be expected to result in personal injury. Philips customers using or selling these products for use in such applications do so at their own risk and agree to fully indemnify Philips for any damages resulting from such improper use or sale.

---

N-channel enhancement mode  
MOS transistor

---

BSH103

**NOTES**

# Philips Semiconductors – a worldwide company

**Argentina:** see South America

**Australia:** 34 Waterloo Road, NORTH RYDE, NSW 2113,  
Tel. +61 2 9805 4455, Fax. +61 2 9805 4466

**Austria:** Computerstr. 6, A-1101 WIEN, P.O. Box 213, Tel. +43 160 1010,  
Fax. +43 160 101 1210

**Belarus:** Hotel Minsk Business Center, Bld. 3, r. 1211, Volodarski Str. 6,  
220050 MINSK, Tel. +375 172 200 733, Fax. +375 172 200 773

**Belgium:** see The Netherlands

**Brazil:** see South America

**Bulgaria:** Philips Bulgaria Ltd., Energoproject, 15th floor,  
51 James Bourchier Blvd., 1407 SOFIA,  
Tel. +359 2 689 211, Fax. +359 2 689 102

**Canada:** PHILIPS SEMICONDUCTORS/COMPONENTS,  
Tel. +1 800 234 7381

**China/Hong Kong:** 501 Hong Kong Industrial Technology Centre,  
72 Tat Chee Avenue, Kowloon Tong, HONG KONG,  
Tel. +852 2319 7888, Fax. +852 2319 7700

**Colombia:** see South America

**Czech Republic:** see Austria

**Denmark:** Prags Boulevard 80, PB 1919, DK-2300 COPENHAGEN S,  
Tel. +45 32 88 2636, Fax. +45 31 57 0044

**Finland:** Sinikalliontie 3, FIN-02630 ESPOO,  
Tel. +358 9 615800, Fax. +358 9 61580920

**France:** 51 Rue Carnot, BP317, 92156 SURESNES Cedex,  
Tel. +33 1 40 99 6161, Fax. +33 1 40 99 6427

**Germany:** Hammerbrookstraße 69, D-20097 HAMBURG,  
Tel. +49 40 23 53 60, Fax. +49 40 23 536 300

**Greece:** No. 15, 25th March Street, GR 17778 TAVROS/ATHENS,  
Tel. +30 1 4894 339/239, Fax. +30 1 4814 240

**Hungary:** see Austria

**India:** Philips INDIA Ltd, Band Box Building, 2nd floor,  
254-D, Dr. Annie Besant Road, Worli, MUMBAI 400 025,  
Tel. +91 22 493 8541, Fax. +91 22 493 0966

**Indonesia:** see Singapore

**Ireland:** Newstead, Clonskeagh, DUBLIN 14,  
Tel. +353 1 7640 000, Fax. +353 1 7640 200

**Israel:** RAPAC Electronics, 7 Kehilat Saloniki St, PO Box 18053,  
TEL AVIV 61180, Tel. +972 3 645 0444, Fax. +972 3 649 1007

**Italy:** PHILIPS SEMICONDUCTORS, Piazza IV Novembre 3,  
20124 MILANO, Tel. +39 2 6752 2531, Fax. +39 2 6752 2557

**Japan:** Philips Bldg 13-37, Kohnan 2-chome, Minato-ku, TOKYO 108,  
Tel. +81 3 3740 5130, Fax. +81 3 3740 5077

**Korea:** Philips House, 260-199 Itaewon-dong, Yongsan-ku, SEOUL,  
Tel. +82 2 709 1412, Fax. +82 2 709 1415

**Malaysia:** No. 76 Jalan Universiti, 46200 PETALING JAYA, SELANGOR,  
Tel. +60 3 750 5214, Fax. +60 3 757 4880

**Mexico:** 5900 Gateway East, Suite 200, EL PASO, TEXAS 79905,  
Tel. +9-5 800 234 7381

**Middle East:** see Italy

**Netherlands:** Postbus 90050, 5600 PB EINDHOVEN, Bldg. VB,  
Tel. +31 40 27 82785, Fax. +31 40 27 88399

**New Zealand:** 2 Wagener Place, C.P.O. Box 1041, AUCKLAND,  
Tel. +64 9 849 4160, Fax. +64 9 849 7811

**Norway:** Box 1, Manglerud 0612, OSLO,  
Tel. +47 22 74 8000, Fax. +47 22 74 8341

**Philippines:** Philips Semiconductors Philippines Inc.,  
106 Valero St. Salcedo Village, P.O. Box 2108 MCC, MAKATI,  
Metro MANILA, Tel. +63 2 816 6380, Fax. +63 2 817 3474

**Poland:** Ul. Lukiska 10, PL 04-123 WARSZAWA,  
Tel. +48 22 612 2831, Fax. +48 22 612 2327

**Portugal:** see Spain

**Romania:** see Italy

**Russia:** Philips Russia, Ul. Usatcheva 35A, 119048 MOSCOW,  
Tel. +7 095 755 6918, Fax. +7 095 755 6919

**Singapore:** Lorong 1, Toa Payoh, SINGAPORE 1231,  
Tel. +65 350 2538, Fax. +65 251 6500

**Slovakia:** see Austria

**Slovenia:** see Italy

**South Africa:** S.A. PHILIPS Pty Ltd., 195-215 Main Road Martindale,  
2092 JOHANNESBURG, P.O. Box 7430 Johannesburg 2000,  
Tel. +27 11 470 5911, Fax. +27 11 470 5494

**South America:** Al. Vicente Pinzon, 173, 6th floor,  
04547-130 SÃO PAULO, SP, Brazil,  
Tel. +55 11 821 2333, Fax. +55 11 821 2382

**Spain:** Balmes 22, 08007 BARCELONA,  
Tel. +34 3 301 6312, Fax. +34 3 301 4107

**Sweden:** Kottbygatan 7, Akalla, S-16485 STOCKHOLM,  
Tel. +46 8 632 2000, Fax. +46 8 632 2745

**Switzerland:** Allmendstrasse 140, CH-8027 ZÜRICH,  
Tel. +41 1 488 2686, Fax. +41 1 488 3263

**Taiwan:** Philips Semiconductors, 6F, No. 96, Chien Kuo N. Rd., Sec. 1,  
TAIPEI, Taiwan Tel. +886 2 2134 2865, Fax. +886 2 2134 2874

**Thailand:** PHILIPS ELECTRONICS (THAILAND) Ltd.,  
209/2 Sanpavuth-Bangna Road Prakanong, BANGKOK 10260,  
Tel. +66 2 745 4090, Fax. +66 2 398 0793

**Turkey:** Talatpasa Cad. No. 5, 80640 GÜLTEPE/ISTANBUL,  
Tel. +90 212 279 2770, Fax. +90 212 282 6707

**Ukraine:** PHILIPS UKRAINE, 4 Patrice Lumumba str., Building B, Floor 7,  
252042 KIEV, Tel. +380 44 264 2776, Fax. +380 44 268 0461

**United Kingdom:** Philips Semiconductors Ltd., 276 Bath Road, Hayes,  
MIDDLESEX UB3 5BX, Tel. +44 181 730 5000, Fax. +44 181 754 8421

**United States:** 811 East Arques Avenue, SUNNYVALE, CA 94088-3409,  
Tel. +1 800 234 7381

**Uruguay:** see South America

**Vietnam:** see Singapore

**Yugoslavia:** PHILIPS, Trg N. Pasica 5/v, 11000 BEOGRAD,  
Tel. +381 11 625 344, Fax. +381 11 635 777

**For all other countries apply to:** Philips Semiconductors,  
International Marketing & Sales Communications, Building BE-p, P.O. Box 218,  
5600 MD EINDHOVEN, The Netherlands, Fax. +31 40 27 24825

**Internet:** <http://www.semiconductors.philips.com>

© Philips Electronics N.V. 1998

SCA57

All rights are reserved. Reproduction in whole or in part is prohibited without the prior written consent of the copyright owner.

The information presented in this document does not form part of any quotation or contract, is believed to be accurate and reliable and may be changed without notice. No liability will be accepted by the publisher for any consequence of its use. Publication thereof does not convey nor imply any license under patent- or other industrial or intellectual property rights.

Printed in The Netherlands

135108/00/04/pp12

Date of release: 1998 Feb 11

Document order number: 9397 750 03303

*Let's make things better.*

**Philips  
Semiconductors**



**PHILIPS**

# Mouser Electronics

Authorized Distributor

Click to View Pricing, Inventory, Delivery & Lifecycle Information:

[Nexperia:](#)

[BSH103,235](#) [BSH103,215](#)