
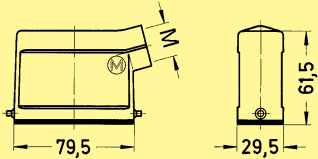

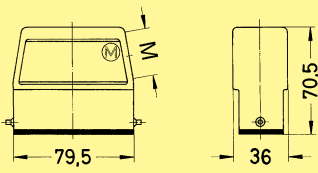

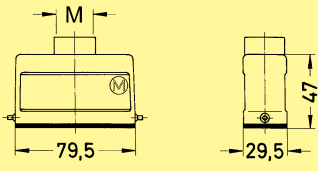

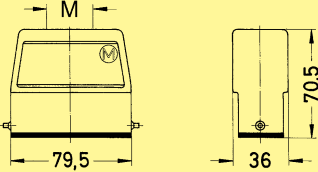



Metal hoods/housings for industrial applications / 1 lever locking system

Identification	Part number		Cable entry metric	Drawing	Dimensions in mm
	Low construction	High construction			
Hoods side entry		<b>19 20 016 1540</b>	1 x 20		79,5 x 29,5 x 61,5
side entry		<b>19 20 016 0546</b>	1 x 25		79,5 x 36 x 70,5
Hoods top entry		<b>19 20 016 1440</b>	1 x 20		79,5 x 29,5 x 47
top entry		<b>19 20 016 0446</b>	1 x 25		79,5 x 36 x 70,5
Protection covers		metal <b>09 20 016 5423</b>	metal <b>09 20 016 5423</b>	