

4-Channel Digital Input Module 24 V DC

2-conductor connection; high-side switching

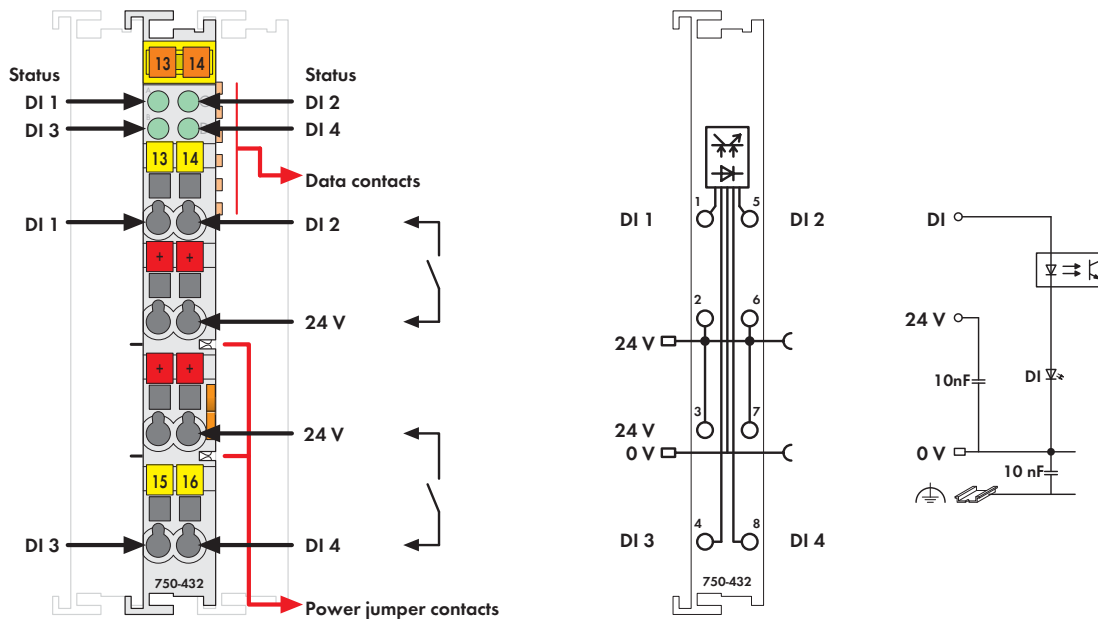









Fig. 750 Series
Delivered without miniature WSB markers

The digital input module receives control signal from the digital field devices (sensors, etc.).

The module is a 4-input channel, 2-conductor device. Due to its four 24V connections, four sensors may be directly connected to it.

Each input module has a noise-rejection filter. This filter is available with different time constants.

Field and system levels are electrically isolated.

| Description | Item No. | Pack. Unit |
|---|---|------------|
| 4DI 24V DC 3.0ms/2-conductor | 750-432 | 1 |
| 4DI 24V DC 0.2ms/2-conductor | 750-433 | 1 |
| 4DI 24V DC 3.0ms/2-conductor (without connector) | 753-432 | 1 |
| 4DI 24V DC 0.2ms/2-conductor (without connector) | 753-433 | 1 |
| Accessories | Item No. | Pack. Unit |
|  753 Series Connectors | 753-110 | 25 |
|  Coding elements | 753-150 | 100 |
|  Miniature WSB Quick marking system | | |
| plain | 248-501 | 5 |
| with marking | see Section 11 | |
| Approvals | | |
| Conformity marking | CE | |
| Korea Certification |  | |
| Marine applications | ABS, BV, DNV, GL, KR, LR, NKK, PRS, RINA | |
|  UL 508 | | |
|  ANSI/ISA 12.12.01 | Class I, Div. 2, Grp. ABCD, T4 | |
|  TÜV 07 ATEX 554086 X | I M2 Ex d I Mb, II 3 G Ex nA IIC T4 Gc, II 3 D Ex tc IIIC T135°C Dc | |
| IECEx TUN 09.0001 X | Ex d I Mb, Ex nA IIC T4 Gc, Ex tc IIIC T135°C Dc | |

| Technical Data | |
|-----------------------------------|--|
| Number of inputs | 4 |
| Current consumption (internal) | 5.5 mA |
| Voltage via power jumper contacts | 24 V DC (-25 % ... +30 %) |
| Signal voltage (0) | -3 V ... +5 V DC |
| Signal voltage (1) | 15 V ... 30 V DC |
| Input filter | 3.0 ms (750-432 / 753-432) 0.2 ms (750-433 / 753-433) |
| Input current (typ.) | 4.5 mA |
| Isolation | 500 V system/supply |
| Internal bit width | 4 bits in |
| Wire connection | CAGE CLAMP® |
| Cross sections | 0.08 mm² ... 2.5 mm² / AWG 28 ... 14 |
| Strip lengths, 750/753 Series | 8 ... 9 mm / 0.33 in 9 ... 10 mm / 0.37 in |
| Width | 12 mm |
| Weight | 48.5 g |
| EMC immunity of interference | acc. to EN 61000-6-2, marine applications |
| EMC emission of interference | acc. to EN 61000-6-3, marine applications |