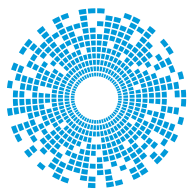


# Edge Connectors Product Catalog



**cinch**  
CONNECTIVITY SOLUTIONS  
a bel group



# About Bel

---

Bel is a publicly traded company that has been operated by the same family for over 65 years. Our history of organic growth and acquisitions have broadened our product portfolio. This has established Bel as a world leader with a diverse offering of power, protection and interconnect products. We design and manufacture these products which are primarily used in the networking, telecommunications, computing, military, aerospace, transportation and broadcasting industries. Bel's portfolio of products also finds application in the automotive, medical and consumer electronics markets.

# About Edge Connectors

---

Cinch Edge Card Connectors are available in a variety of styles on both 0.100 or 0.156 center spacing. Cinch provides 3 different product series - 0.100 Cardcon Connectors, 0.156 Cardcon Connectors and 0.156 Commercial Connectors. Product offer also includes Accessories for these connectors as Card Guides and Polarizing Keys.


# Table of Contents

---

## CARDCON™ EDGE CONNECTOR COMMERCIAL

0.156" (3.96mm) Density Dip Solder	3
0.156" (3.96mm) Density Dip Solder/Solder Eyelet	5

## 0.156" (3.96mm) Density Dip Solder



### Features

- Dip solder tails single readout and double readout on 0.140" (3.56mm) row centers or 0.200" (5.08mm) row centers
- Available with unique tails for PC board retention; holds the connector firmly on the board during wave soldering operations
- Bifurcated semi-bellows contacts for added contact reliability
- Ideal for applications involving vibration or board irregularities
- Contact positions: 6, 10, 12, 15, 18, 22, 24, and 25
- Accepts single or double-sided 0.062" (1.59mm) thick PC boards
- Available with 0.128" (3.25mm) mounting hole
- Meets applicable performance criteria of MIL-C-21097
- UL Recognized - file E170218 (UL1977) E130965 (UL1863)

### Materials

<b>Insulation Material</b>	UL 94V-0 rated glass-filled polyester, black
<b>Contact Material</b>	Spring brass
<b>Standard Contact Plating</b>	10µ" selective gold over 30µ" nickel in contact area, tin on tails

### Environmental

<b>Shock</b>	Per MIL-STD-202E, Method 213, Condition C
<b>Operating Temperature</b>	-65°C to +105°C
<b>Vibration</b>	Per MIL-STD-202E, Method 204, Condition B
<b>Humidity</b>	Per MIL-STD-202, Method 103, Condition B
<b>Accessories</b> (order separately)	
<b>Polarizing Key</b> (two types, order separately)	a) for between-contact polarization b) for in-contact polarization
<b>Card Guide Posts</b>	Attach to mounting ears and guide PC board into connector

### Electrical

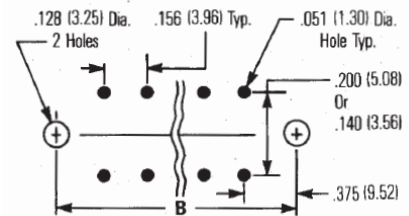
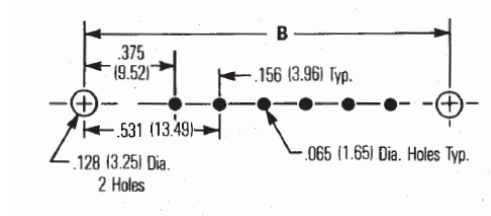
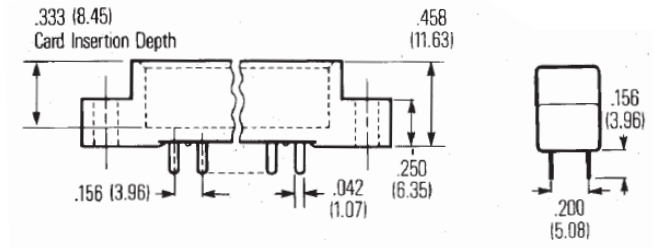
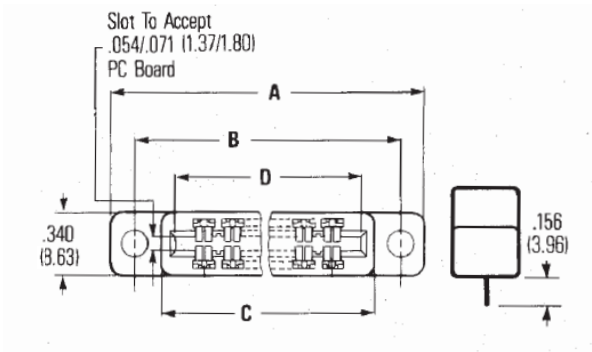
<b>Withstanding Voltage</b>	1800 VAC RMS (@ sea level)
<b>Current Rating</b>	5 Amps
<b>Contact Resistance</b>	6 Milliohms maximum
<b>Insulation Resistance</b>	5000 Megohms minimum

### Mechanical

<b>Individual Contact Insertion and Separation Force</b>	16 oz. maximum with 0.070" (1.78mm) blade 1 oz. minimum with 0.054", (1.37mm) blade
--	--

# CARDCON™ EDGE CONNECTOR COMMERCIAL

## 0.156" (3.96mm) Density Dip Solder



### Dimensions


Number of Positions/Contacts	A		B		C		D	
	in	mm	in	mm	in	mm	in	mm
6/12	1.785	45.35	1.531	38.89	1.239	31.47	1.100	27.94
10/20	2.410	61.21	2.156	54.76	1.874	47.34	1.724	43.79
12/24	2.723	69.16	2.469	62.71	2.177	55.30	2.036	51.71
15/30	3.191	81.05	2.937	74.60	2.645	67.18	2.504	63.60
18/36	3.660	92.96	3.406	86.51	3.114	79.10	2.972	75.49
22/44	4.285	108.84	4.031	102.39	3.739	94.94	3.596	91.34
24/48	4.598	116.79	4.344	110.34	4.052	102.92	3.911	99.34
25/50	4.754	120.75	4.500	114.30	4.208	106.88	4.067	103.30

### Ordering Information

Number of Positions/Contacts	0.128 Mounting Hole Catalog Number
Dip Solder Tails, Single Readout, 0.156" (3.96mm Long)	
6/6	50-6SN-5
10/20	50-10SN-5
12/12	50-12SN-5
15/15	50-15SN-5
18/18	50-18SN-5
22/22	50-22SN-5
24/24	50-24SN-5
25/25	50-25SN-5

Number of Positions/Contacts	0.128 Less Mounting Ears Catalog Number	0.128 Mounting Hole Catalog Number
Dip Solder Tails, Double Readout, 0.200" (5.08mm Long) row spacing, 0.156" (3.96mm Long)		
6/12	50-12SN-3	-
10/20	50-20SN-3	-
12/24	50-24SN-3	-
15/30	50-30SN-3	-
18/36	50-36SN-3	-
22/44	50-44SN-3	50-44SN-1
24/44	50-48SN-3	-
25/50	50-50SN-3	-

## 0.156" (3.96mm) Density Dip Solder/Solder Eyelet



### Features

- Dip solder tails single readout and double readout on 0.156" (3.96mm) long
- Dip solder tails, double readout 0.156" (3.96mm) on 0.200" (5.08mm) row spacing or 0.125" (3.18mm) long on 0.140" (3.56mm) row spacing
- Solder eyelet, single readout and double readout on .200" (5.08mm) row centers
- Bifurcated semi-bellows contacts for added contact reliability
- Ideal for applications involving vibration or board irregularities
- Contact positions: 6, 10, 12, 15, 18, 22 and 25
- Accepts single or double sided .062" (1.59mm) thick PC boards
- Available less mounting ears or with 0.128" (3.25mm) mounting hole
- Meets applicable performance criteria of MIL-C-21097

### Materials

<b>Insulation Material</b>	UL 94V-0 rated glass-filled polyester, green
<b>Contact Material</b>	Spring brass
<b>Standard Contact Plating</b>	10 $\mu$ " selective gold over 30 $\mu$ " nickel in contact area, 5 $\mu$ " gold on tails

### Environmental

<b>Shock</b>	Per MIL-STD-202E, Method 213, Condition C
<b>Operating Temperature</b>	-65°C to +105°C
<b>Vibration</b>	Per MIL-STD-202E, Method 204, Condition B
<b>Humidity</b>	Per MIL-STD-202, Method 103, Condition B
<b>Accessories</b> (order separately)	
<b>Polarizing Key</b> (two types, order separately)	a) for between-contact polarization b) for in-contact polarization
<b>Card Guide Posts</b>	Attach to mounting ears and guide PC board into connector

### Electrical

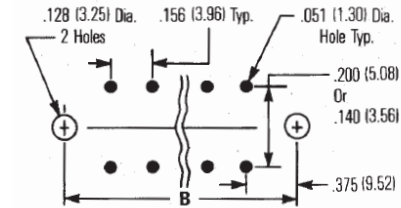
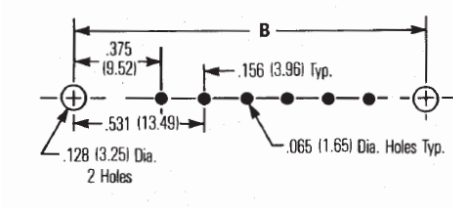
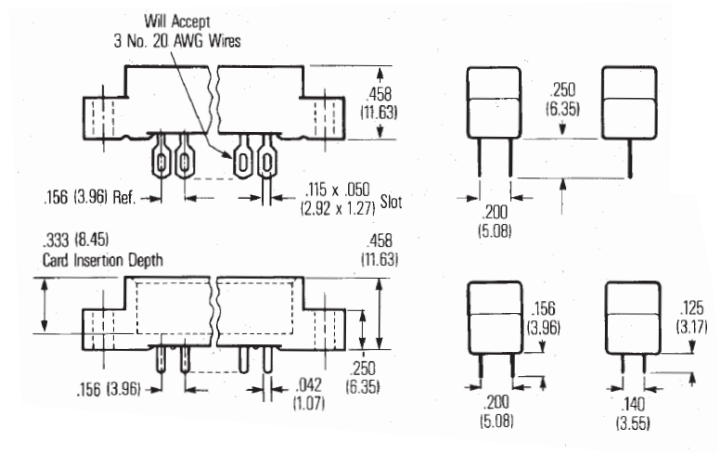
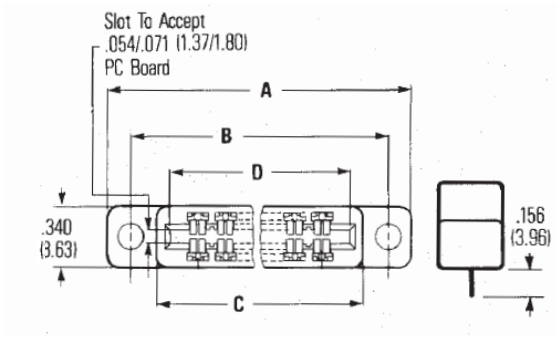
<b>Withstanding Voltage</b>	1800 VAC RMS (@ sea level)
<b>Current Rating</b>	5 Amps
<b>Contact Resistance</b>	6 Milliohms maximum
<b>Insulation Resistance</b>	5000 Megohms minimum

### Mechanical

<b>Individual Contact Insertion and Separation Force</b>	16 oz. maximum with 0.070" (1.78mm) blade 1 oz. minimum with 0.054", (1.37mm) blade
--	--

# EDGE CONNECTOR COMMERCIAL

## 0.156" (3.96mm) Density Dip Solder/Solder Eyelet



### Dimensions


Number of Positions/Contacts	A		B		C		D	
	in	mm	in	mm	in	mm	in	mm
6/12	1.785	45.35	1.531	38.89	1.239	31.47	1.100	27.94
10/20	2.410	61.21	2.156	54.76	1.874	47.34	1.724	43.79
12/24	2.723	69.16	2.469	62.71	2.177	55.30	2.036	51.71
15/30	3.191	81.05	2.937	74.60	2.645	67.18	2.504	63.60
18/36	3.660	92.96	3.406	86.51	3.114	79.10	2.972	75.49
22/44	4.285	108.84	4.031	102.39	3.739	94.94	3.596	91.34
24/48	4.598	116.79	4.344	110.34	4.052	102.92	3.911	99.34
25/50	4.754	120.75	4.500	114.30	4.208	106.88	4.067	103.30

### Ordering Information - Single Readout

Number of Positions/Contacts	0.128 (3.25mm) Mounting Hole	
	Solder Eyelet	Dip Solder Tails, 0.156" (3.96mm Long)
	Part Number	Part Number
6/6	50-6A-20	50-6B-10
10/10	50-10A-20	50-10B-10
12/12	50-12A-20	50-12C-10
15/15	50-15A-20	50-15B-10
18/18	50-18A-20	50-18B-10
22/22	50-22A-20	50-22B-10
25/25	50-25A-20	50-25B-10

### Ordering Information - Double Readout

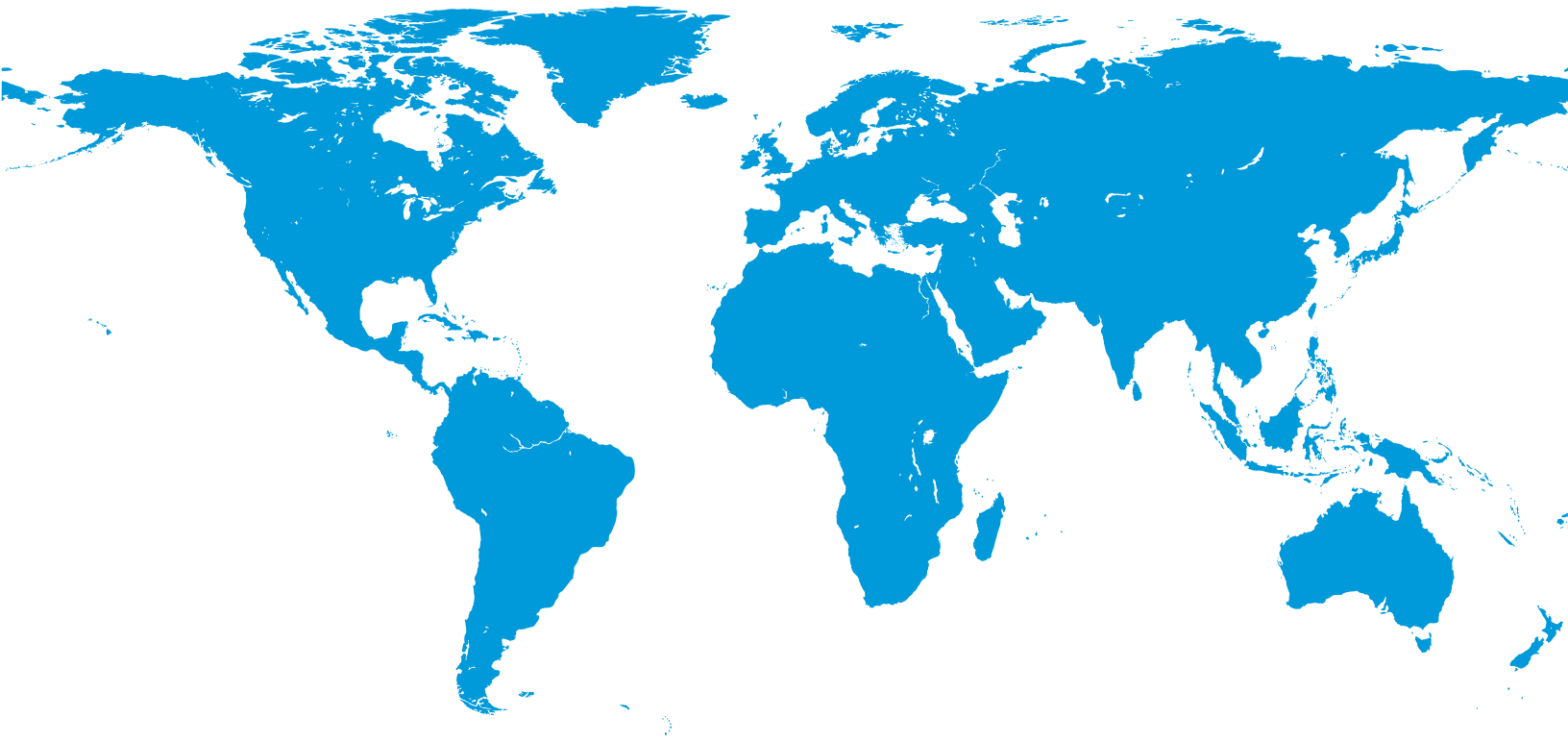
Number of Positions/Contacts	0.128 (3.25mm) Mounting Hole	
	Solder Eyelet	Dip Solder Tails, 0.156" (3.96mm Long)
	Part Number	Part Number
6/12	50-12A-30	50-12B-10
10/20	50-20A-30	50-20B-10
12/24	50-24A-30	50-24B-10
15/30	50-30A-30	50-30B-10
18/36	50-36A-30	50-36B-10
22/44	50-44A-30	50-44B-10
25/50	50-50A-30	50-50B-10



## About Cinch Connectivity Solutions

For over 100 years, Cinch Connectivity Solutions has manufactured high-quality and reliable high-performance connectors & cable assemblies. Cinch is recognized as a world class connectivity supplier of RF, fiber optic, hybrid, microwave components, circular, d-subminiatures, modular rectangular, electronic enclosures & cable assemblies.

Cinch provides innovative solutions to the military, commercial aerospace, networking, telecommunication, test & measurement, oil & gas and other harsh environment industries.



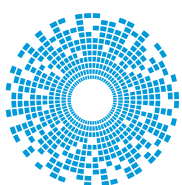
**For more information, please contact us:**

North America  
+1 507.833.8822  
ccsorders@us.cinch.com

Asia-Pacific  
+86 21 5442 7668  
ccs.asia.sales@as.cinch.com

Europe, Middle East  
+44 (0) 1245 342060  
CinchConnectivity@eu.cinch.com

[belfuse.com/cinch.com](https://belfuse.com/cinch.com)



**cinch**  
CONNECTIVITY SOLUTIONS

a bel group

# Mouser Electronics

Authorized Distributor

Click to View Pricing, Inventory, Delivery & Lifecycle Information:

## Cinch Connectivity Solutions:

[50-12B-10](#) [50-30B-10](#) [50-44B-10](#) [50-6A-20](#) [50-22A-20](#) [50-44A-30](#) [50-20B-10](#) [50-20A-30](#) [50-36A-30](#) [50-10A-20](#)  
[50-12A-30](#) [50-15A-20](#) [50-10B-10](#) [50-22B-10](#) [50-12A-20](#) [50-36B-10](#) [50-30A-30](#) [50-6B-10](#) [50-50A-30](#)