

1.Scope

This specification is applied to Piezo Buzzer (Self-Drive Type)

The product describe below are used for buzzer in various alarm systems.

2.Basic Condition

2.1 Rated Voltage:12VDC

2.2 Operating Voltage:8~16VDC

2.3 Operating Temperature Range:-20 °C~+70 °C

2.4 Storage Temperature Range:-30°C~+80 °C

3.Electrical Characteristics

3.1 Sound Press Level: ≥ 90 dB at 30cm / 12VDC

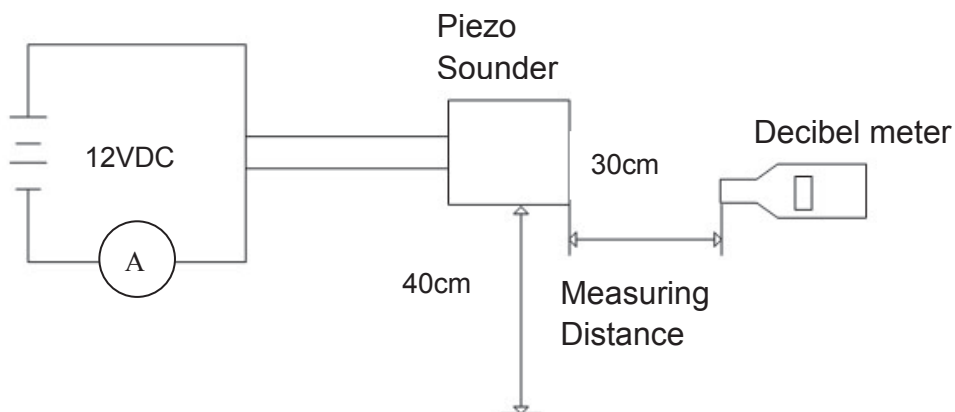
3.2 Consumption Current: ≤ 8 mA at 12VDC

3.3 Resonate Frequency:3800Hz \pm 300Hz

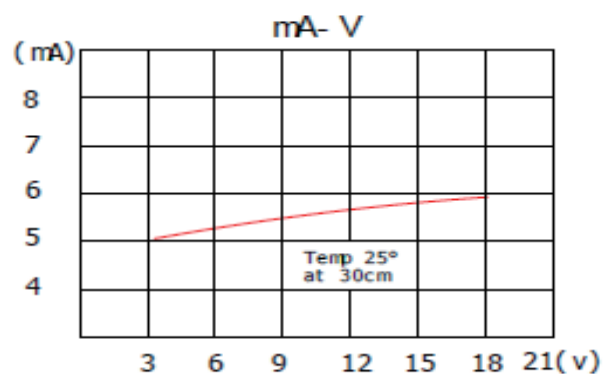
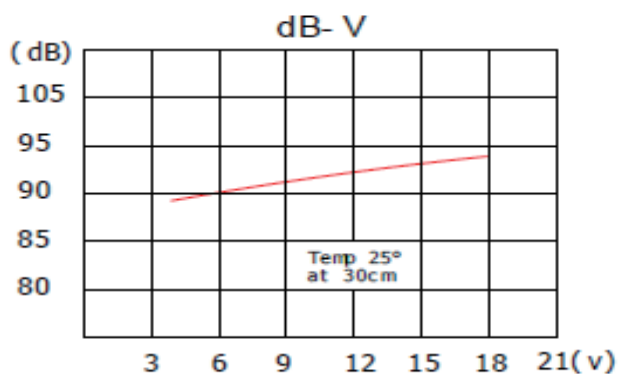
3.4 Tone Nature:Continuous Sound

3.5 Material:ABS

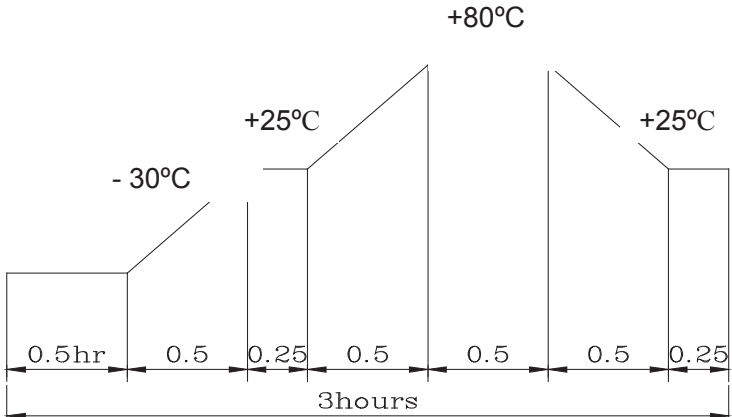
4.Measuring Method



5.Sound Press Level & Consumption Current Curve



6.Environment Test Method

NO.	ITEM	TEST CONDITION AND REQUIREMENT
1	High Temperature Test (Storage)	After being placed in a chamber with $80\pm 2^{\circ}\text{C}$ for 96 hours and then being placed in normal condition for 2 hours. Allowable variation of SPL after test: $\pm 10\text{dB}$.
2	Low Temperature Test (Storage)	After being Placed in a chamber with $-30\pm 2^{\circ}\text{C}$ for 96 hours and then being placed in normal condition for 2 hours. Allowable variation of SPL after test: $\pm 10\text{dB}$.
3	Humidity Test	After being Placed in a chamber with 90-95% R.H. at $40\pm 2^{\circ}\text{C}$ for 96 hours and then being placed in normal condition for 2 hours. Allowable variation of SPL after test: $\pm 10\text{dB}$.
4	Temperature Cycle Test	<p>The part shall be subjected to 5 cycles. One cycle shall be consist of:</p>  <p>Allowable variation of SPL after test: $\pm 10\text{dB}$.</p>
5	Drop Test	Drop on a hard wood board of 4cm thick, any directions ,6 times, at the height of 100cm. Allowable variation of SPL after test: $\pm 10\text{dB}$.
6	Vibration Test	After being applied vibration of amplitude of 1.5mm with 10 to 55 Hz band of vibration frequency to each of 3 perpendicular directions for 2 hours . Allowable variation of SPL after test: $\pm 10\text{dB}$.
7	Solder ability Test	Lead terminals are immersed in rosin for 5 seconds and then immersed in solder bath of $+300\pm 5^{\circ}\text{C}$ for 3 ± 1 seconds.90% min. lead terminals shall be wet with solder (Except the edge of terminals).
8	Terminal / Wire Strength Pulling Test	The force of 9.8N(1.0kg) is applied to each terminal in axial direction for 10 seconds. No visible damage and cutting off.

7.Reliability Test

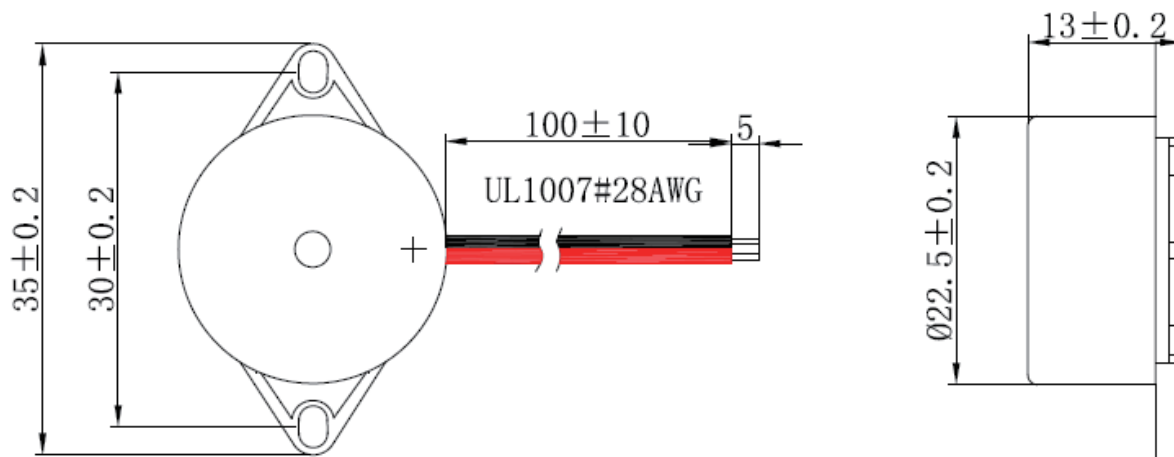
Continuous life test:

250 Hours continuous operating at $+70^{\circ}\text{C}$ with maximum rated voltage applied .

Intermittent life test:

Aduty cycle of 1 minute on, 5 minutes off,a minimum of 10000 times at temperature $+25^{\circ}\text{C}\pm 2$

8.Dimension



Tolerance ± 0.5 mm

9.Packing List

