



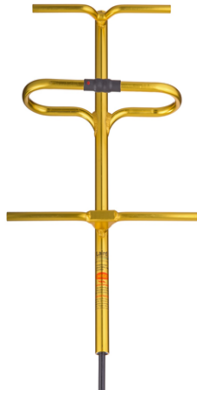
Smart Technology. Delivered.

DIRECTIONAL YAGI ANTENNAS

YF45018

GOLD SERIES DIRECTIONAL 8 dBi YAGI ANTENNAS PROVIDE INDUSTRY-LEADING DESIGN FEATURES WITH LONG TERM OPTIMAL PERFORMANCE

Laird's patent pending premium series directional Yagi antennas are either fully gold, or fully black, anodized for corrosion resistance. All UHF and above frequency antennas feature internal matching to assure broad bandwidth and resistance to severe weather conditions. There is no gamma match to ice up, corrode or detune. Our engineering staff has optimized the product family for forward gain by computer analysis and then field-tested each for conformance. The mechanical construction has been further enhanced to have an ingress protection rating of IP67.



Patent Pending



FEATURES AND BENEFITS:

- All UHF and higher frequency antennas feature 360° welds around each element and an end-of-boom N connector feed with an internal transmission line feeding the driven element.
- Every Yagi is tuned on a network analyzer for best power match and lowest VSWR.
- All Yagi antennas ship complete with a high quality cast aluminum mounting kit that includes stainless steel hardware and allows vertical or horizontal orientation during installation.
- The antenna has an ingress protection rating of IP67.

APPLICATIONS

- Point-to-point and multi-point / directional outdoor antennas applications used by private organizations and government agencies around the globe.
- Typical applications include transportation such as railroad switching, remote locations reporting examples that include oil fields, weather conditions and, meter data transmissions for utilities.

PARAMETER	SPECIFICATIONS
Model Number	YF45018
Frequency Bands, MHz	450 – 490 MHz
Peak Gain, dBi (Typ)	8.6
Peak Gain, dBi (Max)	9.1
VSWR, Nominal	<1.5:1
VSWR, Max	<1.7:1
Nominal Impedance	50Ω
Polarization	Vertical
Azimuth 3 dB Beamwidth	90°
Elevation 3 dB Beamwidth	62°
Front-to-Back Ratio	15 dB
Max Power (Ambient 25°C)	250 Watts
Antenna Dimension (L x W x T)	457 x 305 x 98 mm (18.0" x 12.0" x 3.86")
Exposed Cable Length	610 mm RG213 (24")
Connector	Type N female
Weight	0.68 kg (1.50 lbs); w/brackets 1.37 kg (3.03 lbs)
Wind Operational	160 km/h (100 mph)
Wind Survival	220 km/h (136 mph)
Operating Temperature	-30°C to +70°C
Storage Temperature	-40°C to +85°C
Ingression Protection	IP67

PART NUMBER	CABLE LENGTH	CONNECTOR
YF45018-61NF	61 cm (24")	Type N- female

Americas: +1.847.839.6925
IAS-AmericasEastSales@lairdtech.com

Europe: +44.1628.858941
IAS-EUSales@lairdtech.com

Asia: IAS-AsiaSales@lairdtech.com

Middle East and Africa: +44.1628.858941
IAS-MEASales@lairdtech.com

www.lairdtech.com

RADIATION PATTERNS

Azimuth

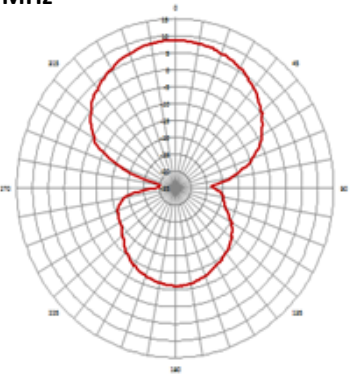
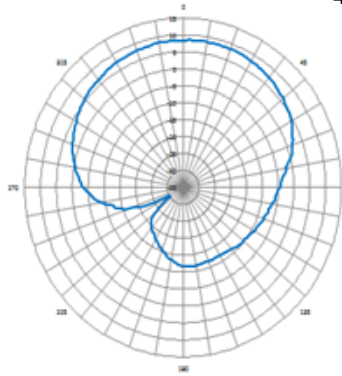
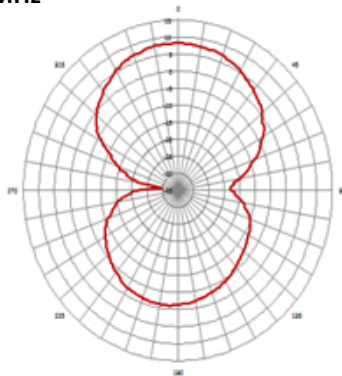
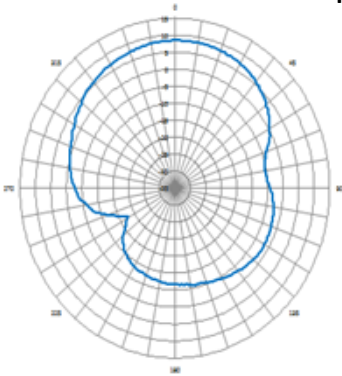
450 MHz

Elevation

Azimuth

470 MHz

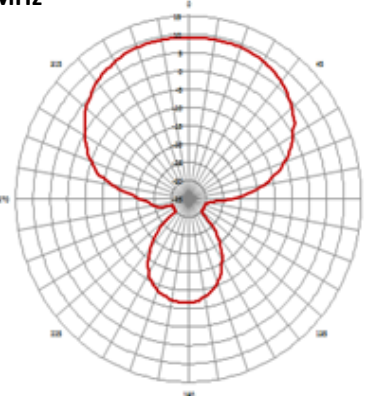
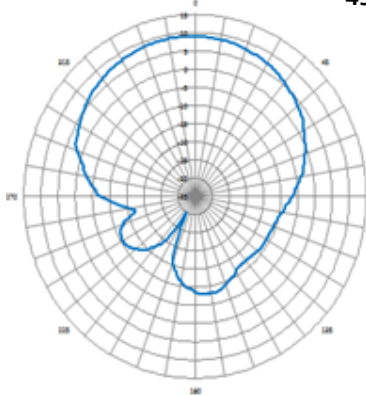
Elevation



Azimuth

490 MHz

Elevation



Laird warrants to the original end user customer of its products that its products are free from defects in material and workmanship. Subject to conditions and limitations Laird will, at its option, either repair or replace any part of its products that prove defective by reason of improper workmanship or materials. This limited warranty is in force for the useful lifetime of the original end product into which the Laird product is installed. Useful lifetime of the original end product may vary but is not to exceed five (5) years from the original date of the end product purchase.



ANT-DS-YF45018 0516

Any information furnished by Laird Inc. and its agents is believed to be accurate and reliable. All specifications are subject to change without notice. Responsibility for the use and application of Laird materials rests with the end user, since Laird and its agents cannot be aware of all potential uses. Laird makes no warranties as to the fitness, merchantability or suitability of any Laird materials or products for any specific or general uses. Laird shall not be liable for incidental or consequential damages of any kind. All Laird products are sold pursuant to the Laird Terms and Conditions of sale in effect from time to time, a copy of which will be furnished upon request. © Copyright 2016 Laird Inc. All Rights Reserved. Laird, Laird Technologies, the Laird Logo, and other marks are trade marks or registered trade marks of Laird Inc. or an affiliate company thereof. Other product or service names may be the property of third parties. Nothing herein provides a license under any Laird or any third party intellectual property rights.

Mouser Electronics

Authorized Distributor

Click to View Pricing, Inventory, Delivery & Lifecycle Information:

[TE Connectivity:](#)

[YF45018-61NF](#)