

SKKD162,SKKE162

Features

- ▶ Heat transfer through aluminium oxide ceramic isolated metal
- ▶ Hard soldered joints for high reliability
- ▶ Space and weight savings

Typical Applications

- ▶ Non-controllable rectifiers for AC/DC converters
- ▶ Line rectifiers for transistorized AC motor controllers
- ▶ Field supply for DC motors
- ▶ Free-wheeling diodes

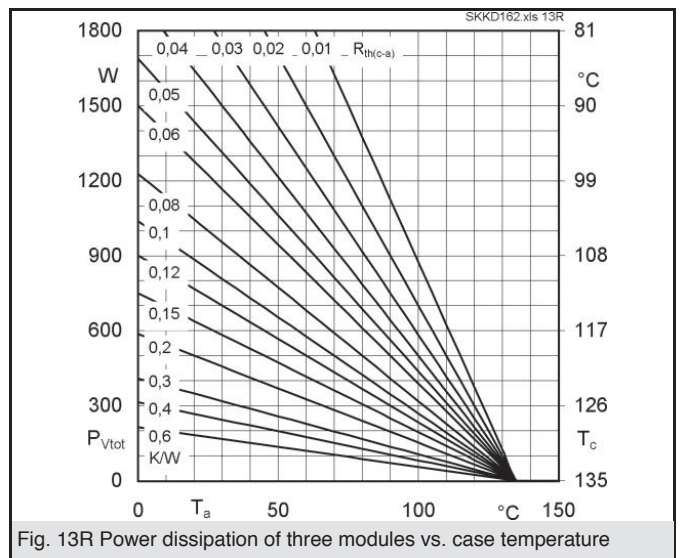
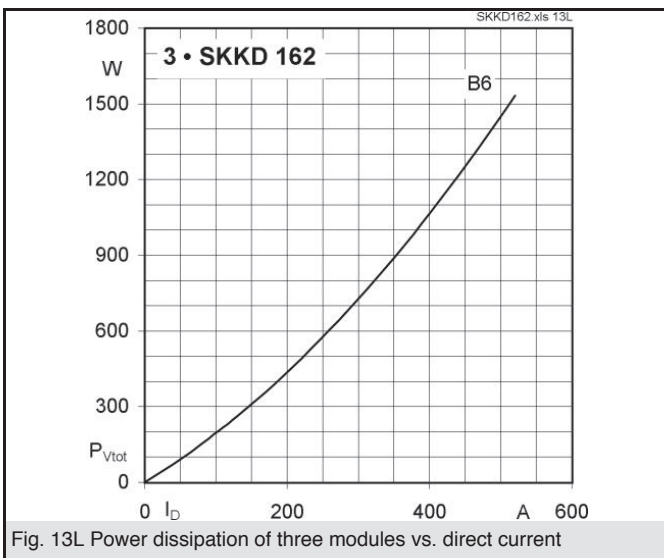
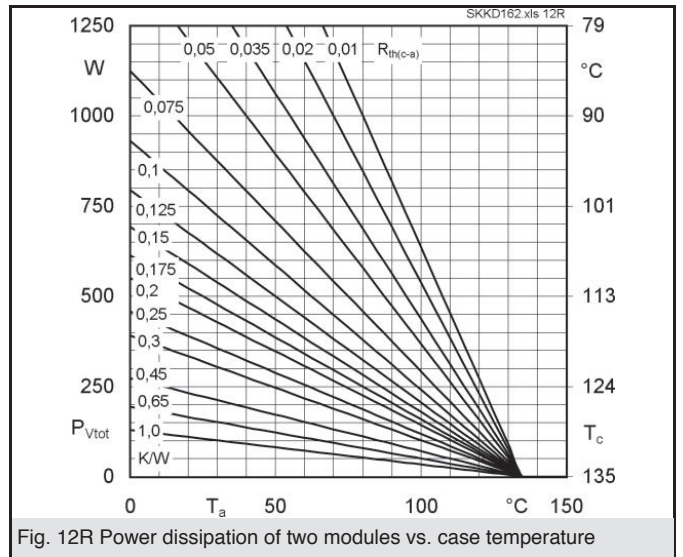
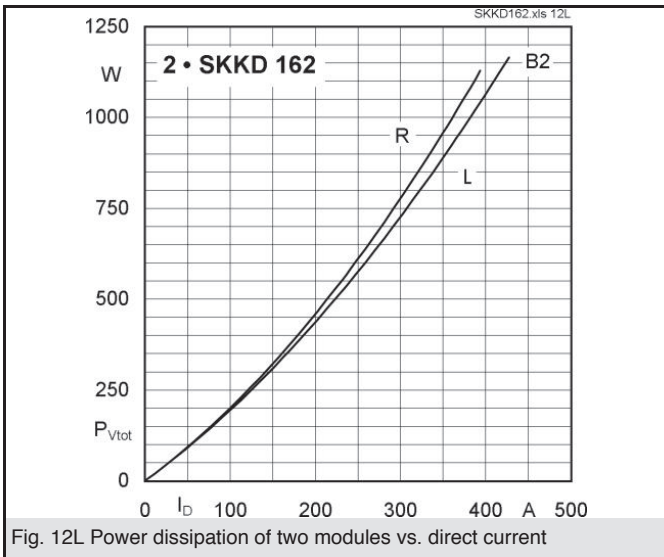
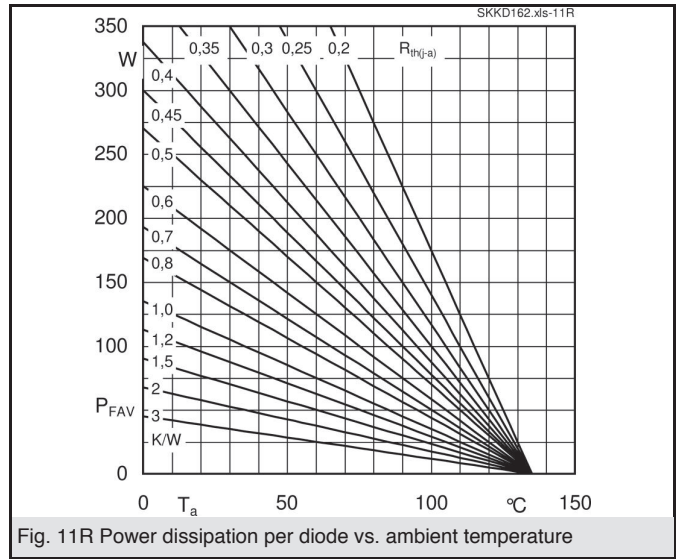
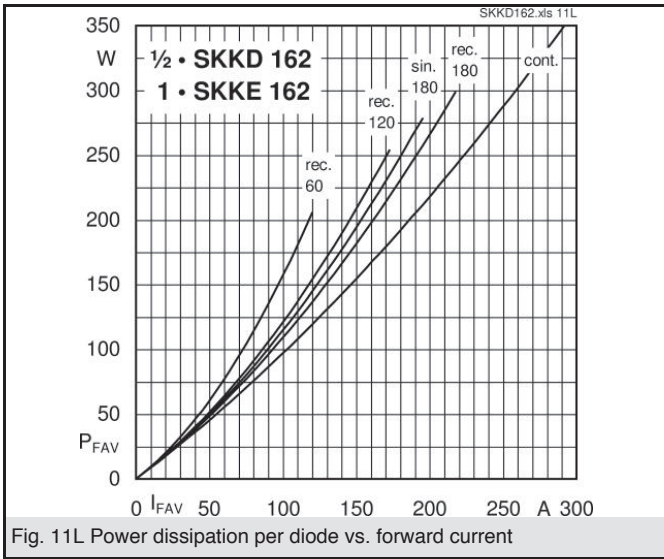


Symbol	IFRMS=140A (maximum value for continuous operation) IFAV=80A (sin.180; Tc=87°C)							Units
	SKKD162/08 SKKE162/08	SKKD162/12 SKKE162/12	SKKD162/14 SKKE162/14	SKKD162/16 SKKE162/16	SKKD162/18 SKKE162/18	SKKD162/20H4	SKKD162/22H4	
VRRM, VDRM	800	1200	1400	1600	1800	2000	2200	V
VRSM	900	1300	1500	1700	1900	2100	2300	V

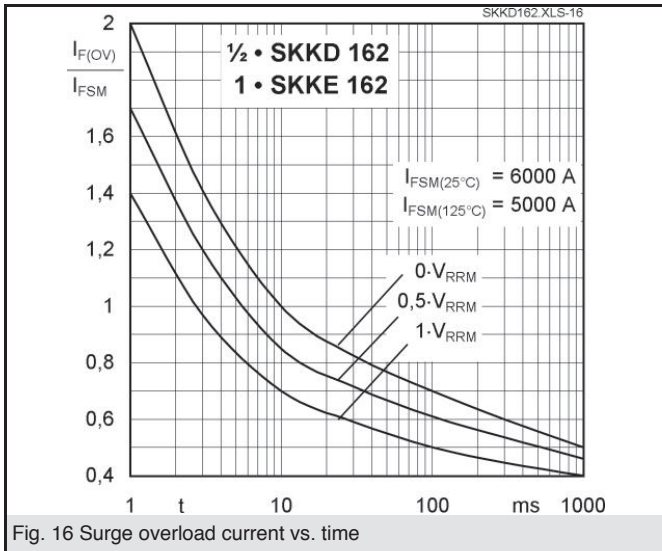
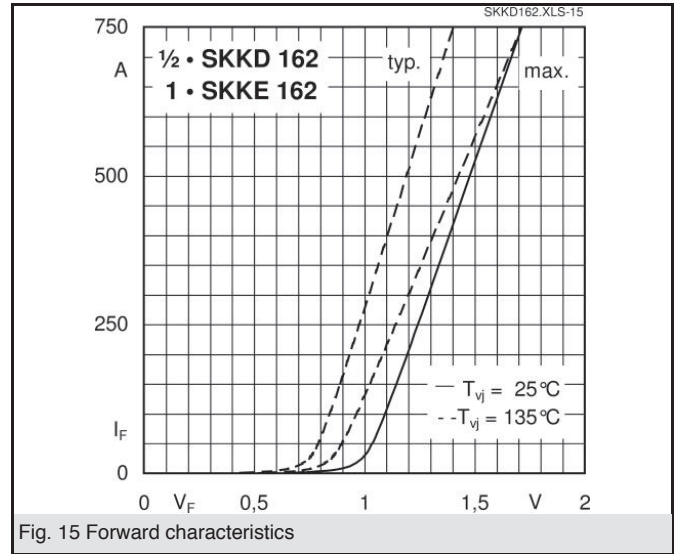
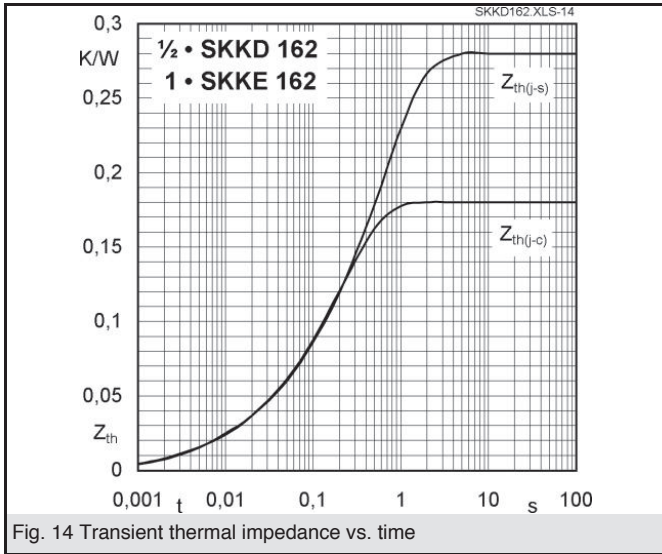
Electrical characteristics

Symbol	Conditions	Values	Units
IFAV	sin. 180; Tc=85(100)°C;	195(150)	A
ID	P3/180; Ta=45°C; B2/B6	90/115	A
	P3/180F; Ta=35°C; B2/B6	210/260	A
IFSM	Tvj=25°C; 10ms	6000	A
	Tvj=125°C; 10ms	5000	A
I ² t	Tvj=25°C; 8.3...10ms	180000	A ² s
	Tvj=125°C; 8.3...10ms	125000	A ² s
VF	Tvj=25°C, IF=500A	max.1.5	V
V(TO)	Tvj=135°C	max.0.85	V
rT	Tvj=135°C	max.1.2	mΩ
IRD	Tvj=135°C, VRD=VRRM	max.9	mA
Rth(j-c)	per diode/per module	0.18/0.09	K/W
Rth(c-s)		0.1/0.05	K/W
Tvj	per diode/per module	-40...+135	°C
Tstg		-40...+135	°C
V _{isol}	a.c.50Hz; r.m.s; 1s/1min.	3600/3000	V~
V _{isol}	a.c.50Hz; r.m.s; 1s/1min. for SKK...H4	4800/4000	V~
M _s	to heatsink	5±15%	Nm
M _t	to terminals	5±15%	Nm
a		5*9.81	m/s ²
m	approx.	165	g

SKKD162,SKKE162

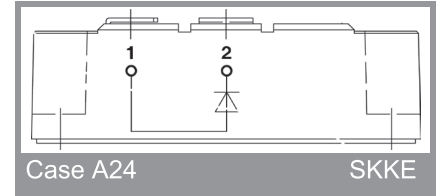
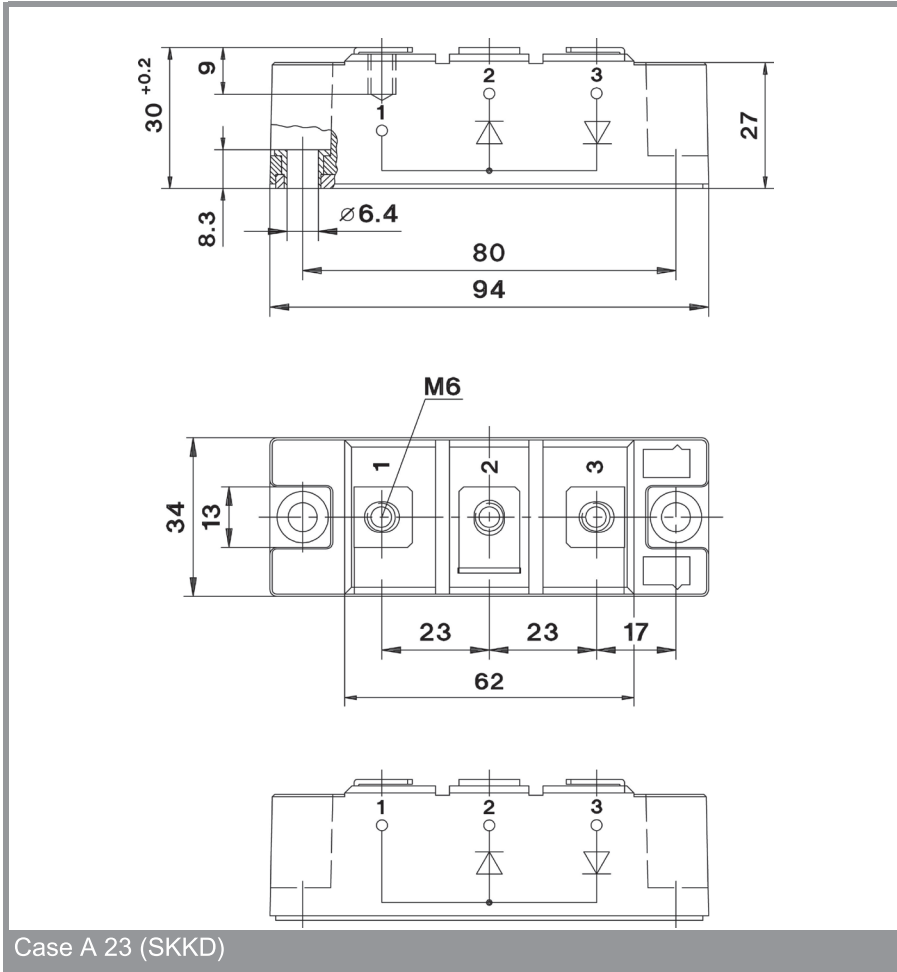


SKKD162,SKKE162



SKKD162,SKKE162

Dimensions in mm



Case A 23 (SKKD)

Case A24

SKKE