



Relays, Contactors & Switches > Switches > DIP & SIP Switches



Product Type: **Switch**

Contact Mating Area Plating Material: **Gold**

Housing Color: **Black**

Housing Material: **Polyphenylene Sulfide (PPS)**

Auto-Insertable: **Yes**

## Features

### Product Type Features

Product Type	Switch
Sealed	No
Switch Type	DIP
Actuator Style	Piano (Side Actuated)

### Configuration Features

Number of Positions	8
Number of Switches	8
Configuration (Pole-Throw)	Single Pole - Single Throw

### Electrical Characteristics

Voltage Rating	5 VDC
----------------	-------

### Body Features

Actuator Color	White
----------------	-------

### Contact Features

Solder Tail Contact Plating	Gold over Nickel
	1.2 $\mu$ m
Contact Mating Area Plating Material	Gold
Auto-Insertable	Yes
Contact Current Rating	1 A
Contact Base Material	Copper Alloy

### Termination Features

Termination Post Length	4 mm[.157 in]
-------------------------	---------------

### Mechanical Attachment

Mounting Angle	Vertical
Mounting Type	Through Hole

### Housing Features

On Position	Lever Down
Housing Color	Black
Housing Material	Polyphenylene Sulfide (PPS)
Centerline	2.54 mm[.1 in]

### Dimensions

Height	6 mm[.236 in]
Length	22.3 mm[.878 in]

### Usage Conditions

Operating Temperature Range	-30 – 85 °C
-----------------------------	-------------

### Industry Standards

UL Flammability Rating	UL 94V-0
------------------------	----------

### Packaging Features

Packaging Method	Box & Tube, Tube
Packaging Quantity	20

### Product Compliance

For compliance documentation, visit the product page on [TE.com](https://www.te.com)>

EU RoHS Directive 2011/65/EU	Compliant
EU ELV Directive 2000/53/EC	Compliant
China RoHS 2 Directive MIIT Order No 32, 2016	No Restricted Materials Above Threshold
EU REACH Regulation (EC) No. 1907/2006	Current ECHA Candidate List: JUL 2019 (201) Candidate List Declared Against: JUL 2019 (201) Does not contain REACH SVHC
EU REACH Regulation (EC) No. 1907/2006	Current ECHA Candidate List: JUL 2019 (201)

	Candidate List Declared Against: JUL 2019 (201)
Halogen Content	Not Low Halogen - contains Br or Cl > 900 ppm.
Solder Process Capability	Wave solder capable to 265°C

Product Compliance Disclaimer




This information is provided based on reasonable inquiry of our suppliers and represents our current actual knowledge based on the information they provided. This information is subject to change. The part numbers that TE has identified as EU RoHS compliant have a maximum concentration of 0.1% by weight in homogenous materials for lead, hexavalent chromium, mercury, PBB, PBDE, DBP, BBP, DEHP, DIBP, and 0.01% for cadmium, or qualify for an exemption to these limits as defined in the Annexes of Directive 2011/65/EU (RoHS2). Finished electrical and electronic equipment products will be CE marked as required by Directive 2011/65/EU. Components may not be CE marked. Additionally, the part numbers that TE has identified as EU ELV compliant have a maximum concentration of 0.1% by weight in homogenous materials for lead, hexavalent chromium, and mercury, and 0.01% for cadmium, or qualify for an exemption to these limits as defined in the Annexes of Directive 2000/53/EC (ELV). Regarding the REACH Regulations, TE's information on SVHC in articles for this part number is still based on the European Chemical Agency (ECHA) 'Guidance on requirements for substances in articles' (Version: 2, April 2011), applying the 0.1% weight on weight concentration threshold at the finished product level. TE is aware of the European Court of Justice ruling of September 10th, 2015 also known as O5A (Once An Article Always An Article) stating that, in case of 'complex object', the threshold for a SVHC must be applied to both the product as a whole and simultaneously to each of the articles forming part of its composition. TE has evaluated this ruling based on the new ECHA "Guidance on requirements for substances in articles" (June 2017, version 4.0) and will be updating its statements accordingly.

## Compatible Parts


			
TE Model / Part # 1571999-6 ADP0404=PIANO DIP SWITCH	TE Model / Part # 1571999-1 ADP0204=PIANO DIP SWITCH	TE Model / Part # 1-1571999-6 ADP0604=PIANO DIP SWITCH	TE Model / Part # 1571999-7 ADP04S04=PIANO DIP SWITCH
			
TE Model / Part # 4-1571999-5 ADPA04S04=PIANO DIP SWITCH	TE Model / Part # 1571999-4 ADP02STR04=PIANO DIP SWITCH	TE Model / Part # 1571999-9 ADP04STR04=PIANO DIP SWITCH	TE Model / Part # 1-1571999-2 ADP05S04=PIANO DIP SWITCH



### Also in the Series | Alcoswitch DIP



### Also in the Series | Alcoswitch DIP ADP & ADPA




DIP & SIP Switches(19)

## Customers Also Bought



TE Model / Part #1-1393774-2  
V23026A1004B201



TE Model / Part #9-1393644-4  
V42254B1200C963=PC612 MESSERLE



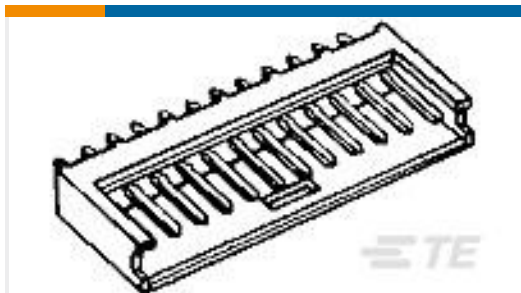
TE Model / Part #1571999-6  
ADP0404=PIANO DIP SWITCH



TE Model / Part #280373-2  
8P AMPMODU II SHRD HDR, ST, 0.38  
AU



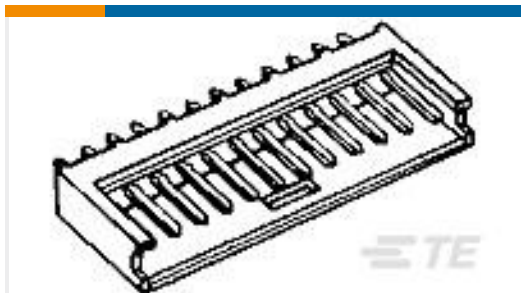
TE Model / Part #1825057-7  
ADE0804=DIP SWITCH,EXT,THRU/HL



TE Model / Part #280373-1  
8P AMPMODU II SHRD HDR, ST, TIN




TE Model / Part #1-1393238-5  
RTB14012



TE Model / Part #280374-1  
10P AMPMODU II SHRD HDR, ST, TIN



TE Model / Part #1-1571999-6  
ADP0604=PIANO DIP SWITCH



TE Model / Part #1625827-8  
TL3A R033 1%

## Documents

### Product Drawings

[ADP0804=PIANO DIP SWITCH](#)

English

### CAD Files

[3D PDF](#)

[3D](#)

[Customer View Model](#)

[ENG\\_CVM\\_CVM\\_2-1571999-6\\_D.2d\\_dxf.zip](#)



English

Customer View Model

[ENG\\_CVM\\_CVM\\_2-1571999-6\\_D.3d\\_igs.zip](#)

English

Customer View Model

[ENG\\_CVM\\_CVM\\_2-1571999-6\\_D.3d\\_stp.zip](#)

English

By downloading the CAD file I accept and agree to the [Terms and Conditions](#) of use.

---

**Datasheets & Catalog Pages**

[SWITCHES\\_CORE\\_PROGRAM\\_CATALOG](#)

English

---

**Product Environmental Compliance**

[TE Material Declaration](#)

English