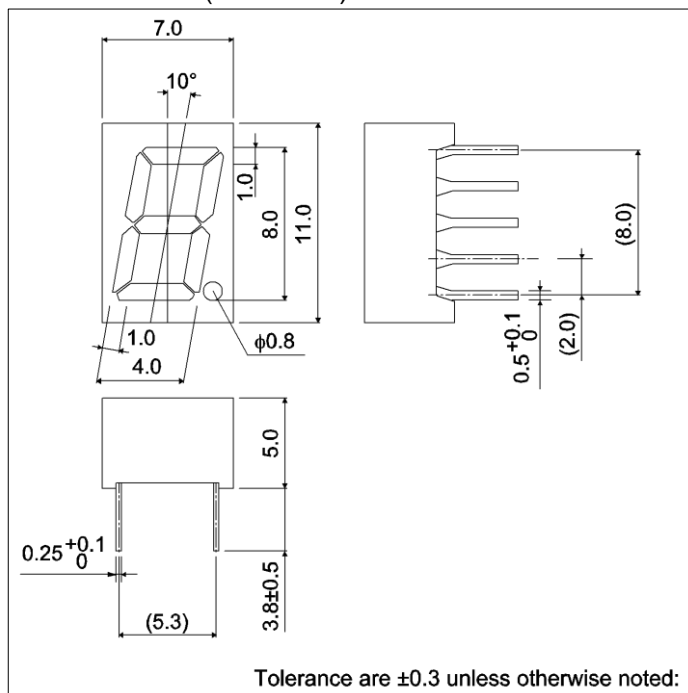


LA-301 B / L series is developed because of the demand for small single digit LED Numeric Display. Materials of emission are GaAsP on GaP, AlGaInP and GaP. This is the height of a letter 8mm, single digit LED Numeric Display that is packed by epoxy resin.

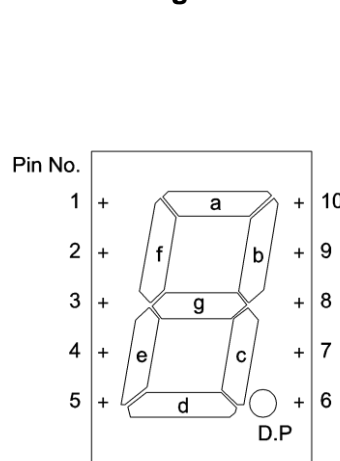
●Features

- 1) The height of a letter is 8mm.
- 2) The light don't leak from the segment in spite of the small package.
- 3) The package of surface color is black. Color of segment is colored in emitting color.
- 4) Each color has anode common and cathode common respectively.

●Dimensions (Unit : mm)

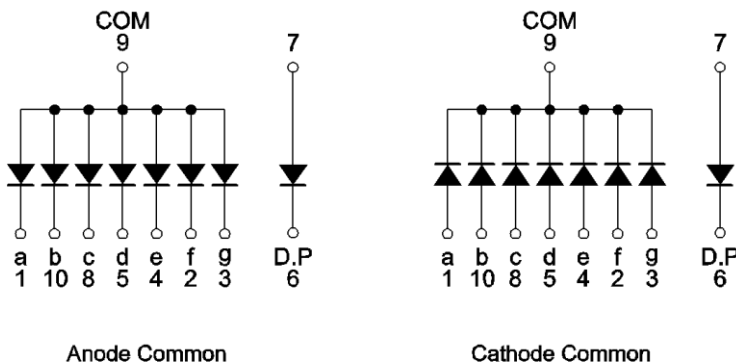


●Pin assignments



Pin No.	Function
1	Segment "a"
2	Segment "f"
3	Segment "g"
4	Segment "e"
5	Segment "d"
6	D.P Cathode
7	D.P Anode
8	Segment "c"
9	Common
10	Segment "b"

●Internal circuit schematic



●Selection guide

Emitting color	Common				
	Red	Red (High brightness)	Orange (High brightness)	Yellow (High brightness)	Green
Anode	LA-301VB	LA-301AB	LA-301EB	LA-301XB	LA-301MB
Cathode	LA-301VL	LA-301AL	LA-301EL	LA-301XL	LA-301ML

● **Absolute maximum ratings** ($T_a = 25^\circ\text{C}$)

Parameter	Symbol	Red	Red (High brightness)	Orange (High brightness)	Yellow (High brightness)	Green	Unit	
		LA-301VB / VL	LA-301AB / AL	LA-301EB / EL	LA-301XB / XL	LA-301MB / ML		
Power dissipation	P_D	320	520	520	520	480	mW	
Power dissipation	P_D / seg	40	65	65	65	60	mW	
Forward current	I_F	15	25	25	25	20	mA	
Peak forward current	I_{FP}	60 * ¹	50 * ²	50 * ²	50 * ²	60 * ¹	mA	
Reverse voltage	V_R	5	5	5	5	5	V	
Operating temperature	T_{opr}	-25 to +75						$^\circ\text{C}$
Storage temperature	T_{stg}	-30 to +85						$^\circ\text{C}$

*¹ Pulse width 1ms, duty 1 / 5

*² Pulse width 0.1ms, duty 1 / 10

● **Electrical and optical characteristics** ($T_a = 25^\circ\text{C}$)

Parameter	Symbol	Conditions	Red		Red (High brightness)		Orange (High brightness)		Yellow (High brightness)		Green		Unit
			Typ.	Max.	Typ.	Max.	Typ.	Max.	Typ.	Max.	Typ.	Max.	
Forward voltage	V_F	$I_F=10\text{mA}$	2.0	2.8	2.05*	2.6*	2.05*	2.6*	2.05*	2.6*	2.1	2.8	V
Reverse current	I_R	$V_R=3\text{V}$	-	100	-	100	-	100	-	100	-	100	μA
Peak wavelength	λ_p	$I_F=10\text{mA}$	650	-	626*	-	610*	-	589*	-	563	-	nm
Spectral line halfwidth	$\Delta\lambda$	$I_F=10\text{mA}$	40	-	18*	-	17*	-	15*	-	40	-	nm

© Not designed for radiation resistance.

* Shows the number on the condition of $I_F=20\text{mA}$.

● **Luminous intensity**

Parameter	λ_p	Type	Min.	Typ.	Max.	Unit
Red	650	LA-301VB	3.6	10	-	mcd
		LA-301VL				
Red (High brightness)	626	LA-301AB	36	90	-	mcd
		LA-301AL				
Orange (High brightness)	610	LA-301EB	36	90	-	mcd
		LA-301EL				
Yellow (High brightness)	589	LA-301XB	36	90	-	mcd
		LA-301XL				
Green	563	LA-301MB	3.6	10	-	mcd
		LA-301ML				

© Condition $I_F=10\text{mA}$

●Electrical and optical characteristics curves

Fig.1 Forward Current vs. Forward Voltage

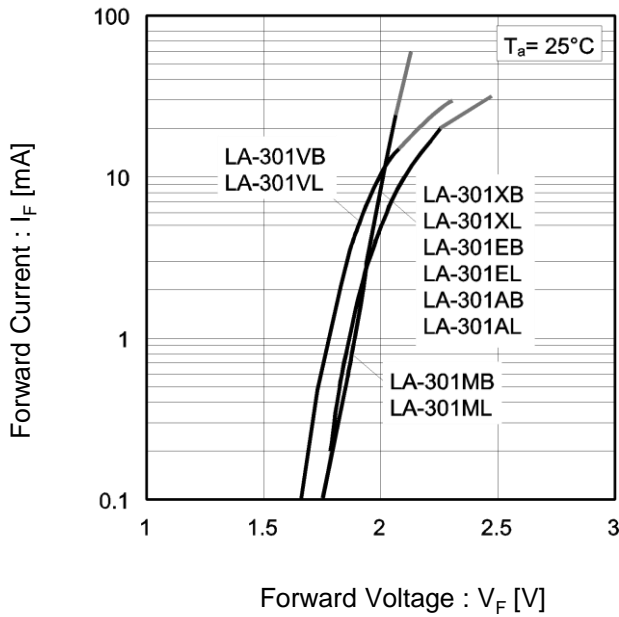


Fig.2 Relative Luminous Intensity vs. Forward Current

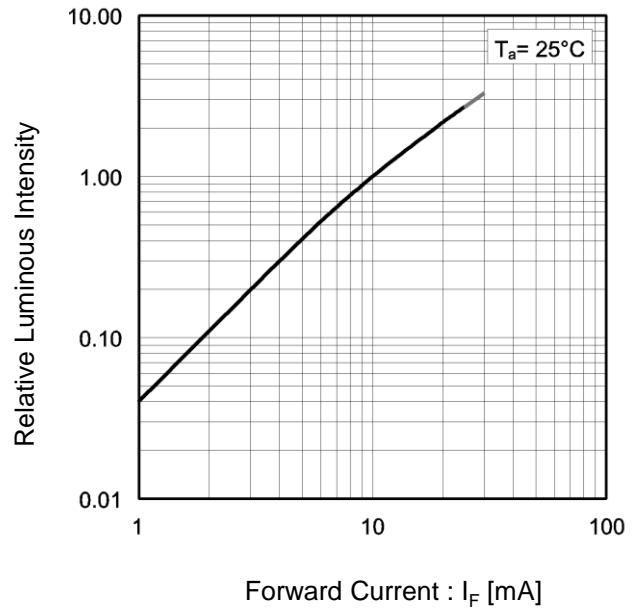


Fig.3 Relative Luminous Intensity vs. Case Temperature

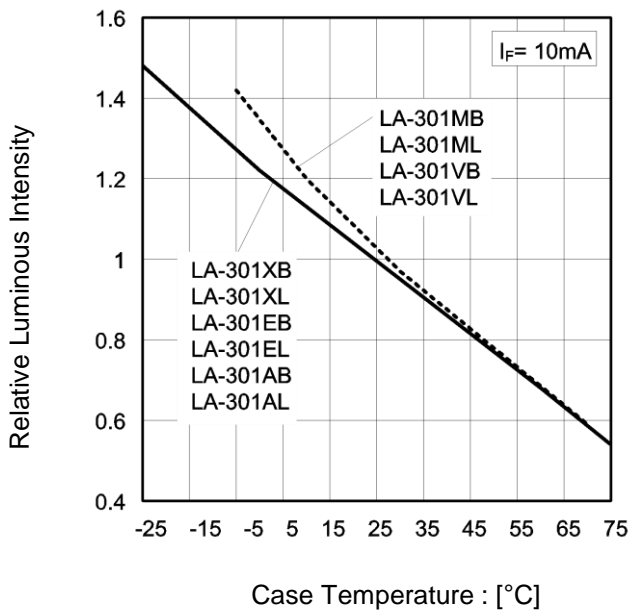
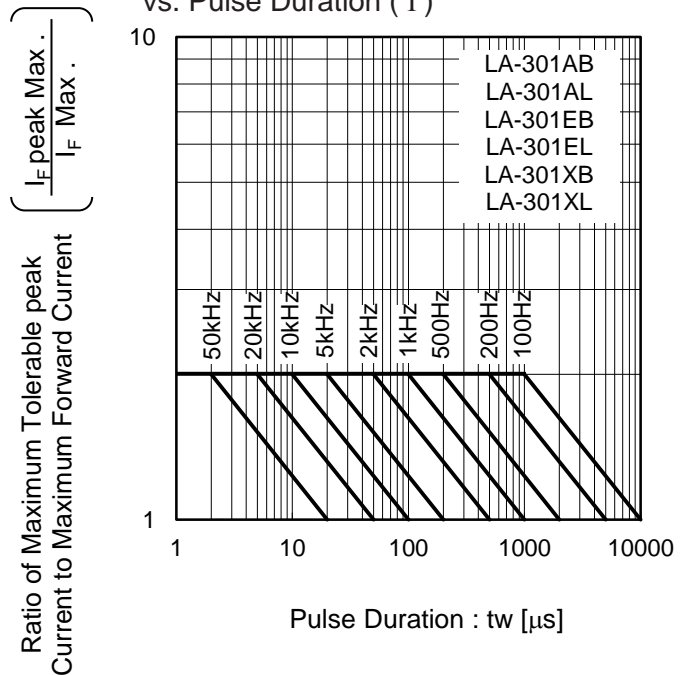


Fig.4 Ratio of Maximum Tolerable Peak Current vs. Pulse Duration (t)



●Electrical and optical characteristics curves

Fig.5 Ratio of Maximum Tolerable Peak Current vs. Pulse Duration (II)

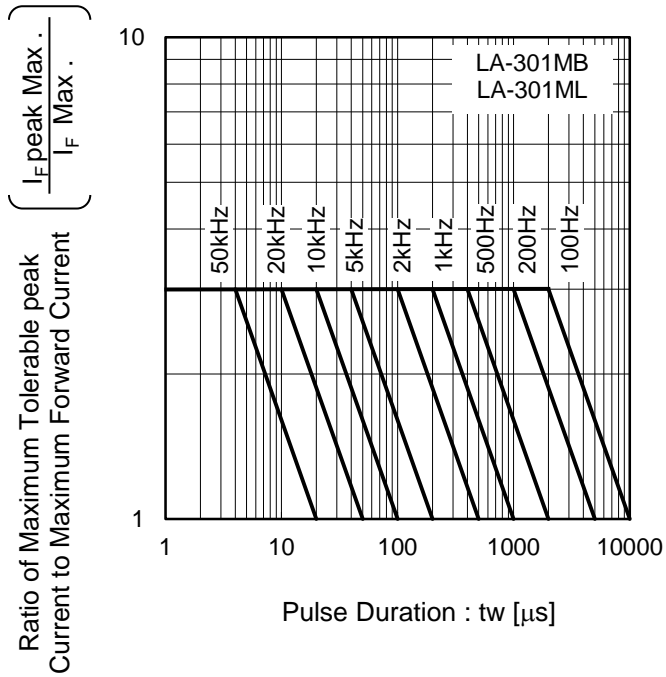


Fig.6 Ratio of Maximum Tolerable Peak Current vs. Pulse Duration (III)

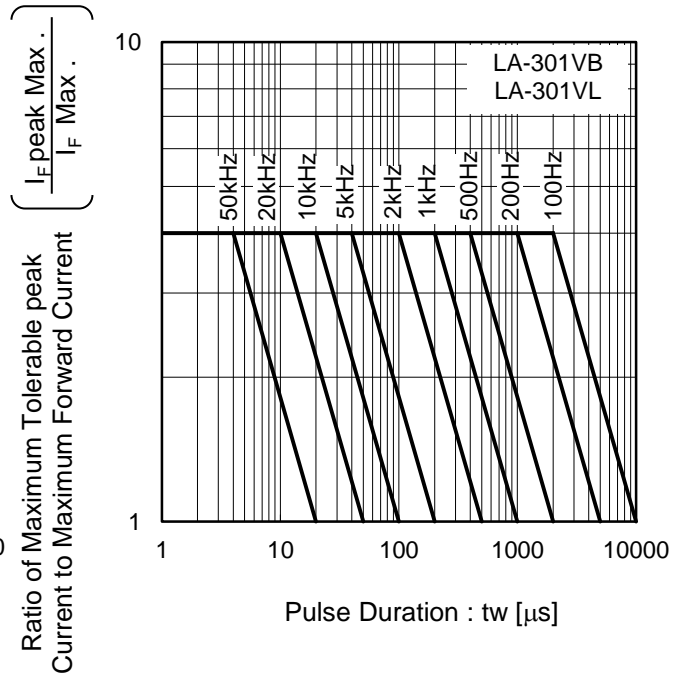
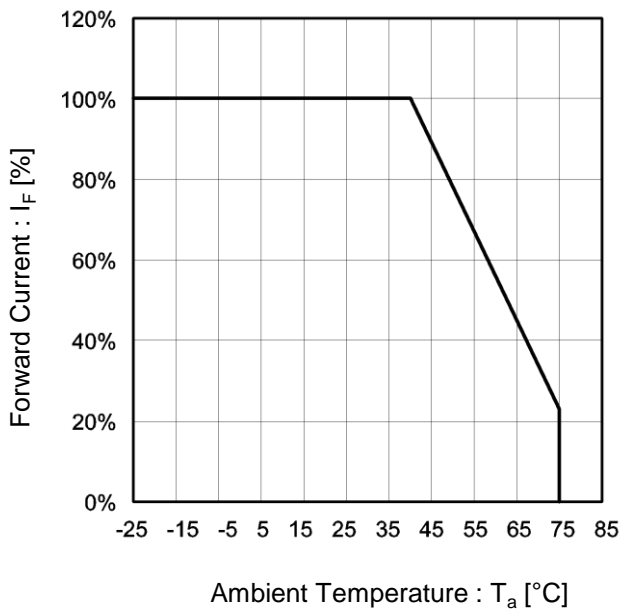


Fig.7 Derating



Notes

- 1) The information contained herein is subject to change without notice.
- 2) Before you use our Products, please contact our sales representative and verify the latest specifications :
- 3) Although ROHM is continuously working to improve product reliability and quality, semiconductors can break down and malfunction due to various factors.
Therefore, in order to prevent personal injury or fire arising from failure, please take safety measures such as complying with the derating characteristics, implementing redundant and fire prevention designs, and utilizing backups and fail-safe procedures. ROHM shall have no responsibility for any damages arising out of the use of our Products beyond the rating specified by ROHM.
- 4) Examples of application circuits, circuit constants and any other information contained herein are provided only to illustrate the standard usage and operations of the Products. The peripheral conditions must be taken into account when designing circuits for mass production.
- 5) The technical information specified herein is intended only to show the typical functions of and examples of application circuits for the Products. ROHM does not grant you, explicitly or implicitly, any license to use or exercise intellectual property or other rights held by ROHM or any other parties. ROHM shall have no responsibility whatsoever for any dispute arising out of the use of such technical information.
- 6) The Products are intended for use in general electronic equipment (i.e. AV/OA devices, communication, consumer systems, gaming/entertainment sets) as well as the applications indicated in this document.
- 7) The Products specified in this document are not designed to be radiation tolerant.
- 8) For use of our Products in applications requiring a high degree of reliability (as exemplified below), please contact and consult with a ROHM representative : transportation equipment (i.e. cars, ships, trains), primary communication equipment, traffic lights, fire/crime prevention, safety equipment, medical systems, servers, solar cells, and power transmission systems.
- 9) Do not use our Products in applications requiring extremely high reliability, such as aerospace equipment, nuclear power control systems, and submarine repeaters.
- 10) ROHM shall have no responsibility for any damages or injury arising from non-compliance with the recommended usage conditions and specifications contained herein.
- 11) ROHM has used reasonable care to ensure the accuracy of the information contained in this document. However, ROHM does not warrant that such information is error-free, and ROHM shall have no responsibility for any damages arising from any inaccuracy or misprint of such information.
- 12) Please use the Products in accordance with any applicable environmental laws and regulations, such as the RoHS Directive. For more details, including RoHS compatibility, please contact a ROHM sales office. ROHM shall have no responsibility for any damages or losses resulting from non-compliance with any applicable laws or regulations.
- 13) When providing our Products and technologies contained in this document to other countries, you must abide by the procedures and provisions stipulated in all applicable export laws and regulations, including without limitation the US Export Administration Regulations and the Foreign Exchange and Foreign Trade Act.
- 14) This document, in part or in whole, may not be reprinted or reproduced without prior consent of ROHM.



Thank you for your accessing to ROHM product informations.
More detail product informations and catalogs are available, please contact us.

ROHM Customer Support System

<http://www.rohm.com/contact/>



LA-301AB - Web Page

[Distribution Inventory](#)

Part Number	LA-301AB
Package	LA-301AB
Unit Quantity	160
Minimum Package Quantity	
Packing Type	Filmpack
Constitution Materials List	inquiry
RoHS	Yes