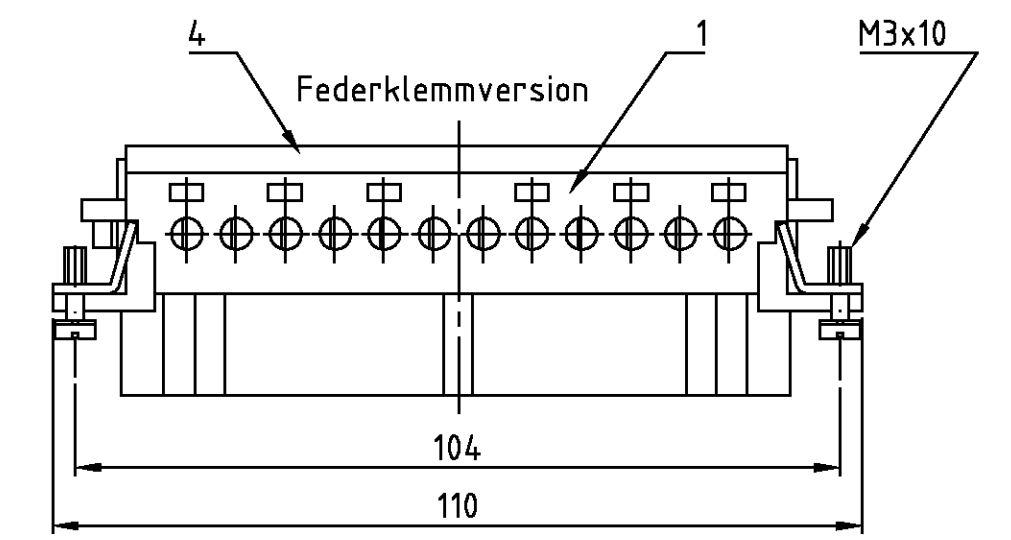
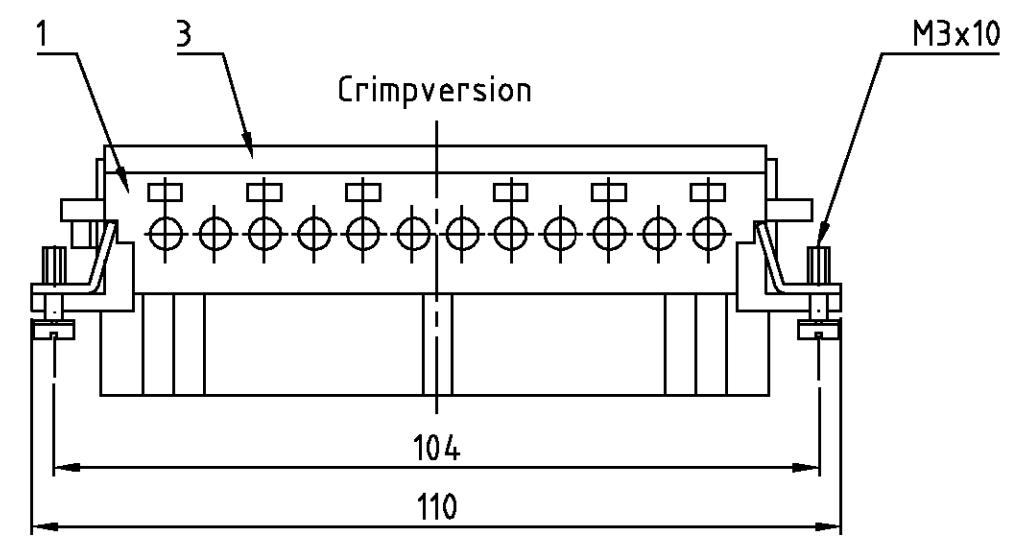
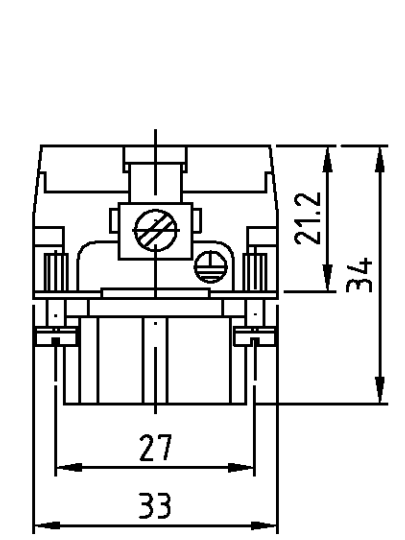
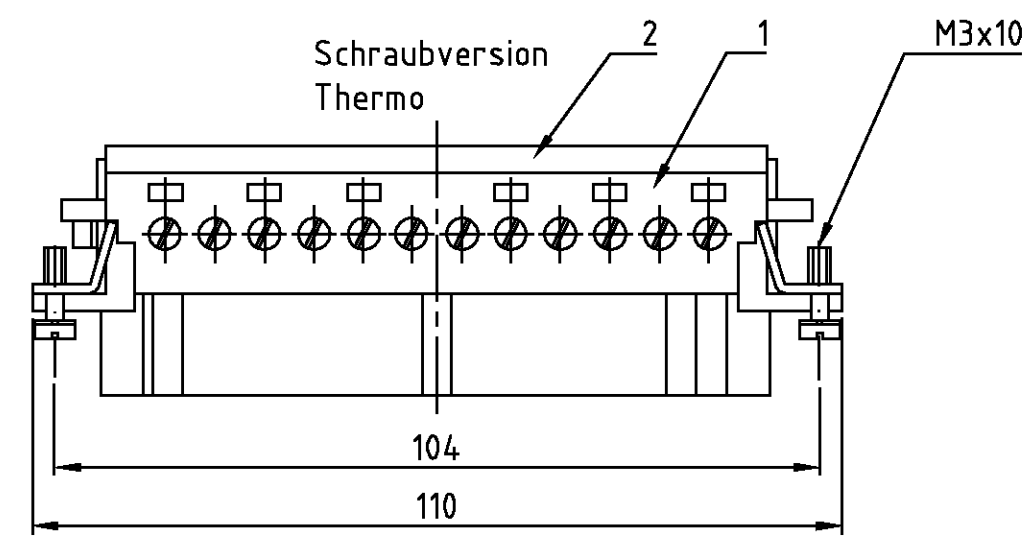


THIS DRAWING IS UNPUBLISHED.
 VERTRAULICHE UNVERÖFFENTLICHTE ZEICHNUNG
 RELEASED FOR PUBLICATION
 FREI FÜR VERÖFFENTLICHUNG
 .2000.
 MATED WITH:
 PASSEND ZU:
 HE

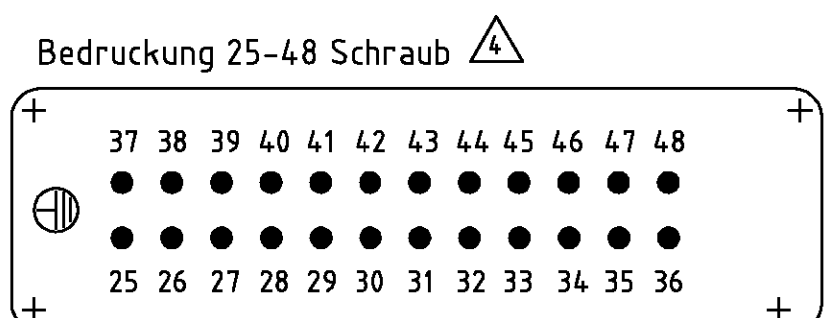
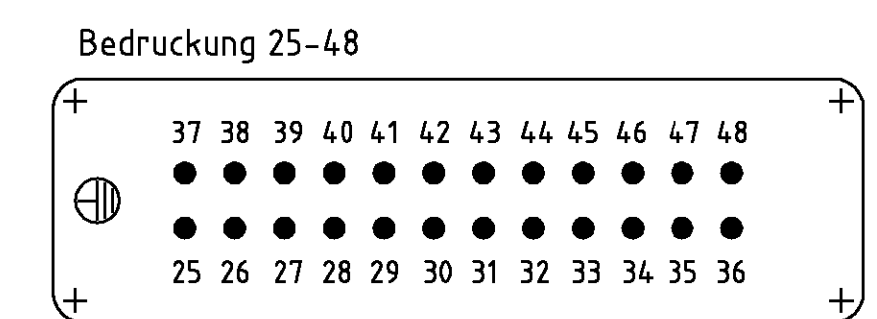
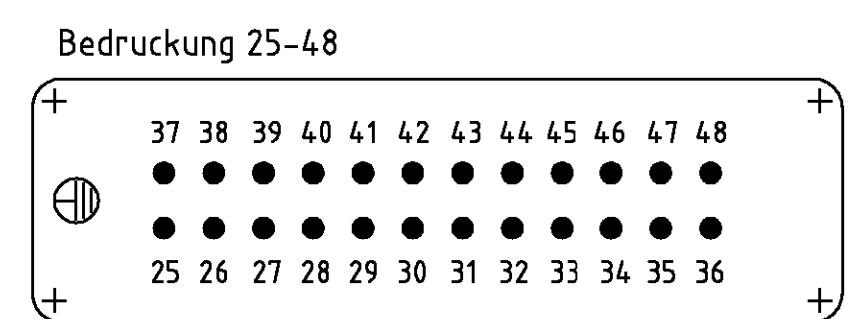
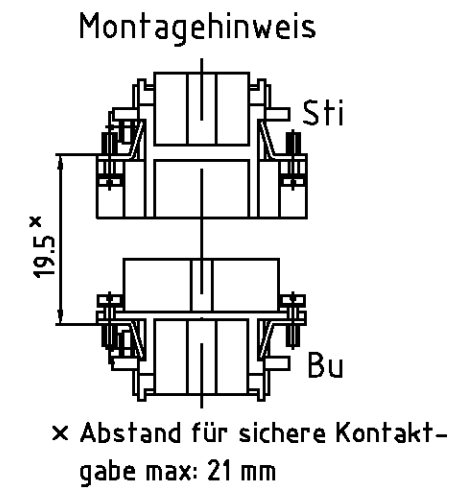
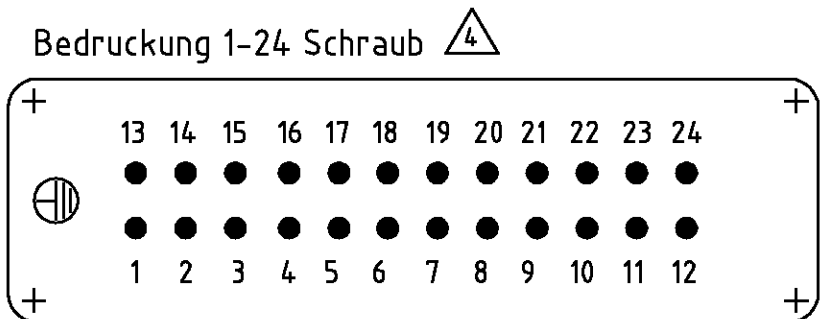
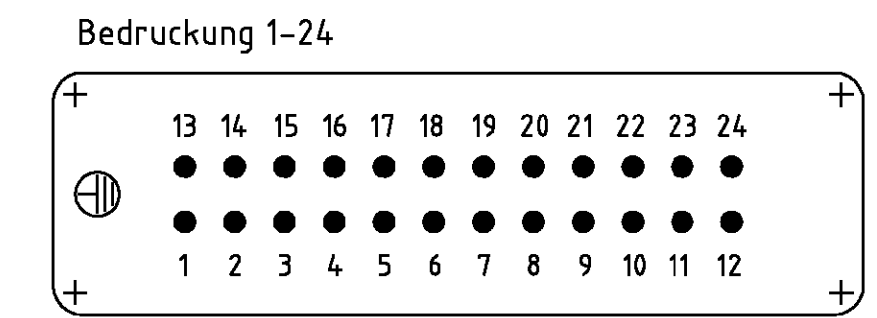
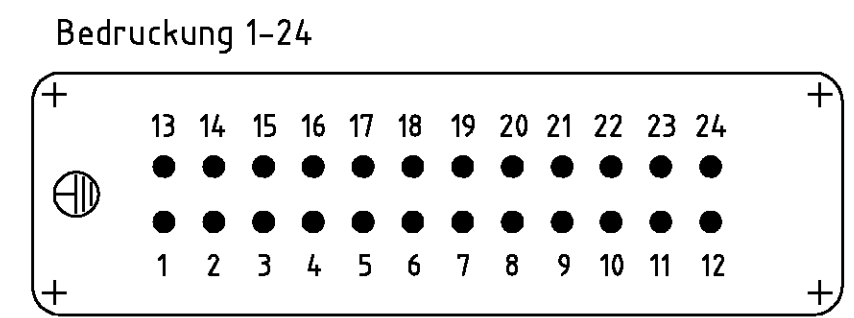
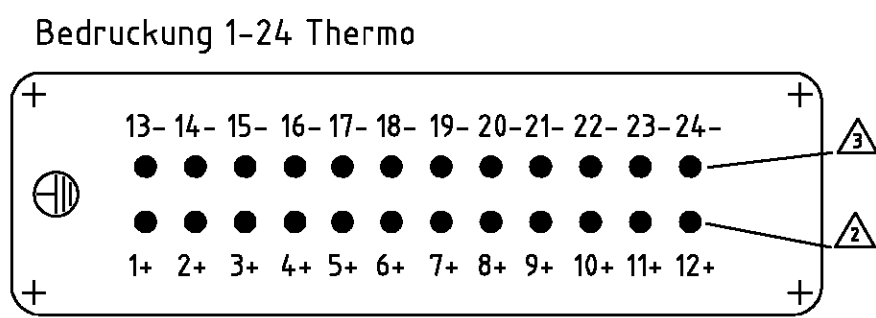
LOC	DIST	REVISONS			DATE	DWN	APVD
A1	-	P	LTR	ÄNDERUNGEN			
PROJEKT NR.:		DESCRIPTION					
		BESCHREIBUNG					
		A8	UL-File Nr. E69578	Eg00-0130-03	16.01.03	SR	SM



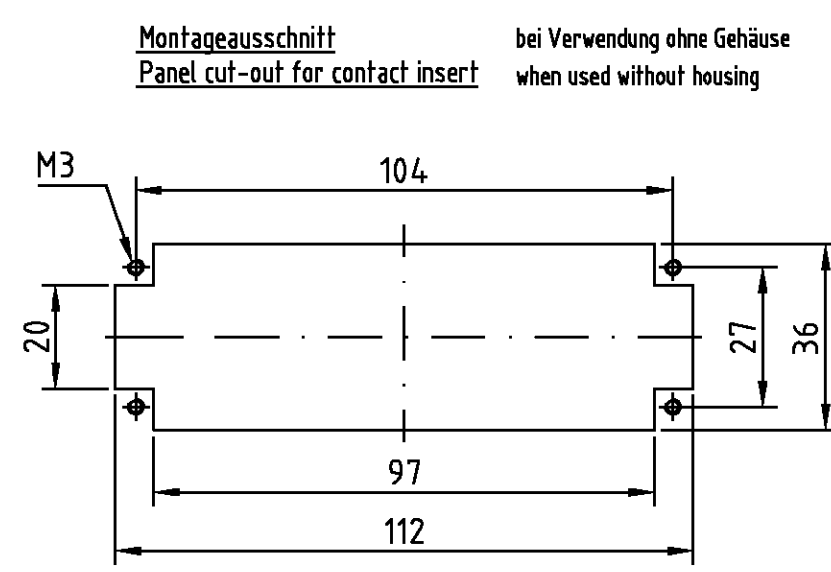
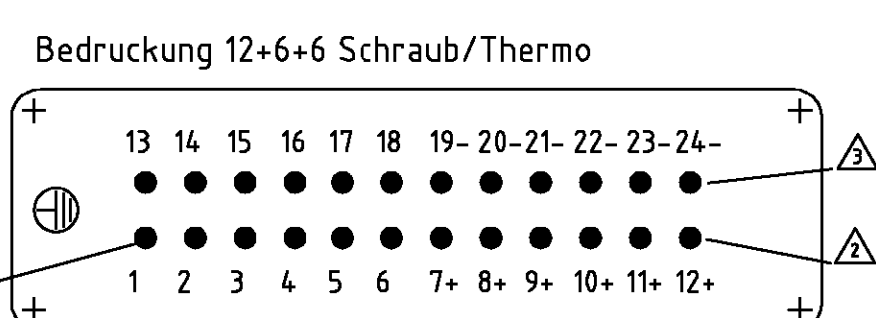
Kontaktanordnung Ansicht Anschlußseite
 Contact arrangement view from termination side

Kontaktanordnung Ansicht Anschlußseite
 Contact arrangement view from termination side

Kontaktanordnung Ansicht Anschlußseite
 Contact arrangement view from termination side



- Notes, Bemerkungen,
- Material: insert: PC
 - UL-File Nr.: E101788(R)
 - Finish: contact, Fe
 - Material contact: CuNi Konstantan
 - Contact Surface: Silver, Gold
 - Strip length: Screw connection 7mm, Spring clamp connection 10mm, Crimp connection 7.5mm
 - Material: cover PBT, UL-File Nr.: E69578



1	-	-	1	1	-	-	-	-	Deckel Federklemmversion	lichtgrau	4	-
-	-	-	-	1	1	-	-	-	Deckel Crimpversion	lichtgrau	3	-
-	1	1	1	-	-	-	1	1	Deckel Schraubversion	lichtgrau	2	-
1	1	1	1	1	1	1	1	1	Buchseinsatz	lichtgrau	1	-

HE.24.Bu.SC-AU.B1-24	HE.24.Bu.S-T.B.12+6+6	HE.24.Bu.S-AU.B25-48	HE.24.Bu.S-AU.B1-24	HE.24.Bu.SC.B.25-48	HE.24.Bu.SC	HE.24.Bu.C.B.25-48	HE.24.Bu.C	HE.24.Bu.S.B.25-48	HE.24.Bu.S-T	HE.24.Bu.S
DIMENSIONS: DIMENSIONEN: mm TOLERANCES UNLESS OTHERWISE SPECIFIED: ALLGEMEINTOLERANZEN 0.15 PLD 0.25 PLD 0.50 PLD ANGLES / WINKEL FINISH / OBERFLÄCHE / FARBE										

DWN	Schneider	08.02.2000
CHK	Schweiger	08.02.2000
APVD	-	-
PRODUCT SPEC	PRODUKTSPEZ.	-
APPLICATION SPEC	VERARBEITUNGSSPEZ.	-
WEIGHT	GEWICHT	-
CUSTOMER DRAWING / KUNDENZEICHNUNG		

NAME	HTS Elektrotechnik	
ADDRESS	53819 Neunkirchen, Germany	
SIZE	A2	CAGE CODE 00779
DRAWING NO.	1103641	
SCALE	MASSSTAB 1:1	SHEET 1 OF 1
REV	A8	