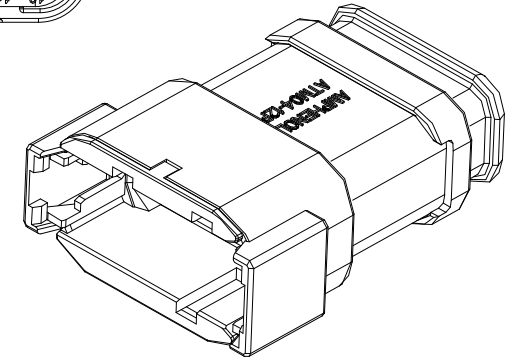
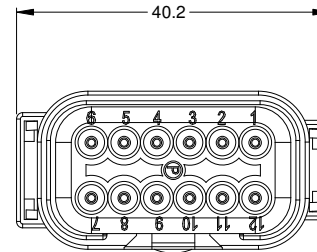
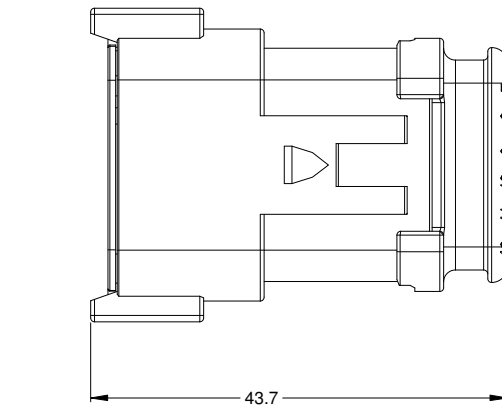
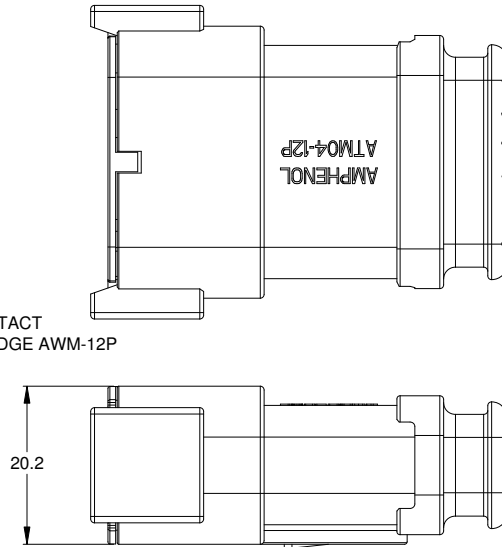
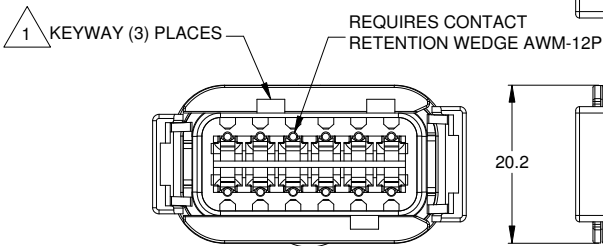


REVISIONS					
REV	ECO	DESCRIPTION	DATE	BY	APPR
01		PERLIMINARY DESIGN	03/NOV/14	ORION	



NOTES: UNLESS OTHERWISE SPECIFIED

1 SEE SHEET 2 FOR KEY ARRANGEMENTS AND COLORS.

2. MATERIAL:
HOUSING: THERMOPLASTIC
SEAL: SILICONE RUBBER

3. MODIFICATIONS: STRAIN RELIEF END CAP

4. SPECIFICATIONS:
4.1 CURRENT RATING: 7.5 AMPS
4.2 OPERATING TEMPERATURE: -55°C TO +125°C.
4.3 DIELECTRIC WITHSTANDING VOLTAGE: LESS THAN 2 MILLIAMPS CURRENT LEAKAGE @ 1500 VOLTS AC.
4.4 INSULATION RESISTANCE: 1000 MEGOHMS MIN @ 25°C.
4.5 MOISTURE RESISTANCE: IP67 (MATED CONDITION)
4.6 MATING CYCLE DURABILITY: 100 CYCLES
4.7 RoHS COMPLIANT

5. MATING PART: ATM06-12SX* PLUG.
(X = A,B,C,D KEYS; * = MODIFICATIONS AND COLORS)

6. ALL DIMENSIONS ARE FOR REFERENCE USE ONLY.

7 CONTACT SIZE AND REAR SEAL WIRE RANGE:

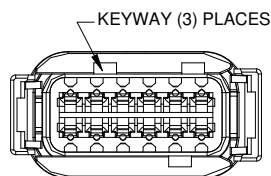
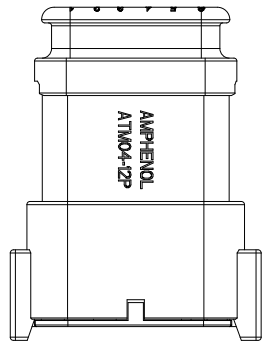
CONTACT SIZE	MIN. INSUL O.D.	MAX. INSUL O.D.	TYPICAL WIRE RANGE
20	1.35 mm (.053 in)	3.05 mm (.120 in)	16 - 22 AWG

SEE SHEET 2		DESCRIPTION		ITEM
QUANTITY	PART NUMBER			
MATERIALS LIST				
UNLESS OTHERWISE SPECIFIED 1) All dimensions are in metric(mm). 2) Tolerances are as follows: 1 PL DEC ±0.30 Fractions ±1/64 2 PL DEC ±0.15 Angles ±1° 3 PL DEC ±0.08		SIGNATURES DATE DRAWN: ORIONLI 03/NOV/14 CHECKED: ENGINEER: APPROVAL:		<p style="text-align: center;">Amphenol</p> <p style="text-align: center;">Sine Systems - www.amphenol-sine.com 44724 Morley Drive Clinton Township, MI 48036</p>
MATERIAL SPECIFICATIONS:		CUSTOMER:		
PROCESS SPECIFICATIONS:		THIS DRAWING IS SUPPLIED FOR INFORMATION ONLY. DESIGN FEATURES, SPECIFICATIONS AND PERFORMANCE DATA SHOWN HEREON ARE THE PROPERTY OF THE AMPHENOL CORPORATION. NO RIGHTS OF REPRODUCTION ARE IMPLIED. ALL DIMENSIONS ARE SUBJECT TO NORMAL MANUFACTURING VARIATIONS.		<p>RECEPTACLE, KEYED, 12 PIN, STRAIN RELIEF ATM SERIES</p>
NEXT ASSY:		SIZE B C-	TYPE ATM04-12PX-SR1XX	REVISION 01
		SCALE NONE	SHEET 1 OF 2	

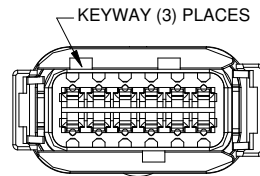
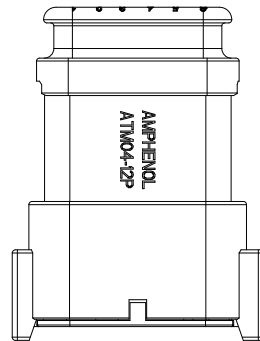
TITLE: RECEPTACLE, KEYED, 12 PIN, STRAIN RELIEF, ATM SERIES DWG NO.: ATM04-12PX-SR1XX REV: 01 SH: 1 OF: 2

REVISIONS					
REV	ECO	DESCRIPTION	DATE	BY	APPR

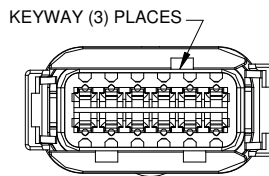
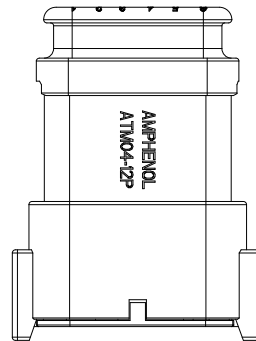
P/N ATM04-12PA-SR1GY
KEY-A CONFIGURATION
STANDARD COLOR: GREY



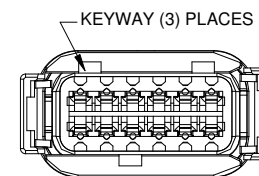
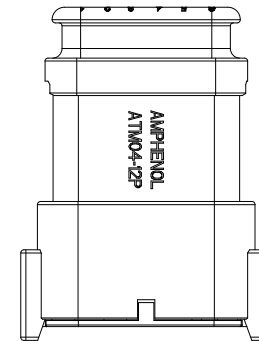
P/N ATM04-12PB-SR1BK
KEY-B CONFIGURATION
STANDARD COLOR: BLACK



P/N ATM04-12PC-SR1GN
KEY-C CONFIGURATION
STANDARD COLOR: GREEN



P/N ATM04-12PD-SR1BN
KEY-D CONFIGURATION
STANDARD COLOR: BROWN



KEY-A CONFIGURATION	
COLOR	PART NUMBER
* GREY	ATM04-12PA-SR1GY
BLACK	ATM04-12PA-SR1BK
GREEN	ATM04-12PA-SR1GN
BROWN	ATM04-12PA-SR1BN

KEY-B CONFIGURATION	
COLOR	PART NUMBER
GREY	ATM04-12PB-SR1GY
* BLACK	ATM04-12PB-SR1BK
GREEN	ATM04-12PB-SR1GN
BROWN	ATM04-12PB-SR1BN

KEY-C CONFIGURATION	
COLOR	PART NUMBER
GREY	ATM04-12PC-SR1GY
BLACK	ATM04-12PC-SR1BK
* GREEN	ATM04-12PC-SR1GN
BROWN	ATM04-12PC-SR1BN

KEY-D CONFIGURATION	
COLOR	PART NUMBER
GREY	ATM04-12PD-SR1GY
BLACK	ATM04-12PD-SR1BK
GREEN	ATM04-12PD-SR1GN
* BROWN	ATM04-12PD-SR1BN

NOTE:

AN ASTERISKS (*) PLACED BEFORE THE COLOR DENOTES THE STANDARD MOLDED COLOR OF THE CONNECTORS SHOWN ABOVE.

OTHER COLORS SHOWN ARE AVAILABLE VIA SPECIAL ORDER.

TITLE: RECEPTACLE, KEYED, 12 PIN, STRAIN RELIEF, ATM SERIES
DWG NO: ATM04-12PX-SR1XX
REV: 01
SH: 2
OF: 2

QUANTITY	PART NUMBER	DESCRIPTION	ITEM
MATERIALS LIST			
UNLESS OTHERWISE SPECIFIED: 1) All dimensions are in metric (mm). 2) Tolerances are as follows: 1 PL DEC ±0.30 2 PL DEC ±0.15 3 PL DEC ±0.08 3) Note reference -		SIGNATURES DRAWN: ORIONLJ CHECKED: ENGINEER: APPROVAL:	DATE 03/NOV/14
MATERIAL SPECIFICATIONS:		 Sine Systems - www.amphenol-sine.com 44724 Morley Drive Clinton Township, MI 48036 RECEPTACLE, KEYED, 12 PIN, STRAIN RELIEF, ATM SERIES	
PROCESS SPECIFICATIONS:			
NEXT ASSY:		CUSTOMER:	THIS DRAWING IS SUPPLIED FOR INFORMATION ONLY. DESIGN FEATURES, SPECIFICATIONS AND PERFORMANCE DATA SHOWN HEREON ARE THE PROPERTY OF THE AMPHENOL CORPORATION. NO RIGHTS OF REPRODUCTION ARE IMPLIED. ALL DIMENSIONS ARE SUBJECT TO NORMAL MANUFACTURING VARIATIONS.
SIZE: B	TYPE: C-	DWG NO: ATM04-12PX-SR1XX	REVISION: 01
SCALE: NONE		SHEET 2 OF 2	