



Actual information about approvals can be found on <http://www.schurter.com/approvals>

Types 6200, 6205



1-pole
Type 6202: for protection class II

Types 6200, 6205



1-pole



C14



70° C

Description

- Panel mount:
 - Screw-on version from front or rear side, snap-in version from front side
- 2 Functions:
 - Connector Protection class I, Fuseholder for fuse-links 5 x 20 mm 1-pole
- Solder terminals or quick connect terminals
- Alternative: version with line filter » [5200](#)

Characteristics

- All single elements are already wired
- Plug removal necessary for fuse-link replacement
 - The fuseholder is accessible from the equipment front
 - With spare fuse compartment
- Qualified for use in equipment according IEC/EN 60950

Other versions on request:

- Types for rivet mounting available upon request

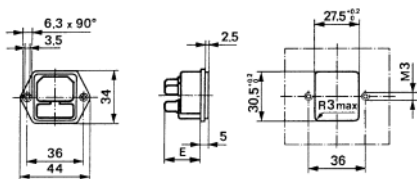
Technical data

Ratings IEC	10 A / 250 VAC; 50 Hz
Ratings UL/CSA	10 A / 250 VAC; 60 Hz
Dielectric strength	> 2 kVAC between L-N > 2 kVAC between L/N-PE (1 min/50 Hz)
Allowable operation temp.	-25 °C to 70 °C
Degree of protection	from front side IP40 acc. to IEC 60529
Protection class	Suitable for appliances with protection class I acc. to IEC 61140
Terminals	Solder terminals or quick connect terminals, tin-plated
Panel thickness s	Screw-on: max 6 mm Mounting screw torque max 0.5 Nm Snap-in: 1/1.5/2/2.5/3 mm
Materials: Housing	Thermoplastic, black, UL 94V-0

Appliance-inlet /-outlet	C14 acc. to IEC/EN 60320-1, UL 498, CSA C22.2 no. 42 (for cold condition) pin-temperature 70 °C, 10 A, Protection class I
Fuseholder	1-pole, Shocksavve category PC2 acc. to IEC/EN 60127-6, for fuse-links 5 x 20 mm
Rated power acceptance @ Ta 23 °C	5 x 20: 2 W (1-pole)
Power acceptance @ Ta > 23°C	Admissible power acceptance at higher ambient temperature see derating curves. Take note of the information » GENERAL PRODUCT INFORMATION

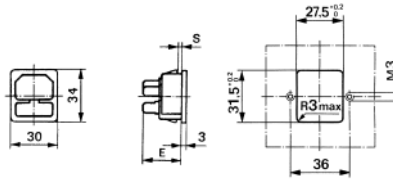
Dimensions

Screw-on mounting types 6200/02/05



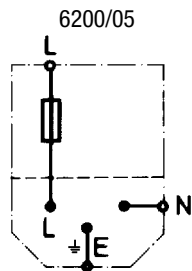
E: solder terminals 20.5 mm
E: quick-connect terminals 23.5 mm

Snap-in mounting types 6200/02/05

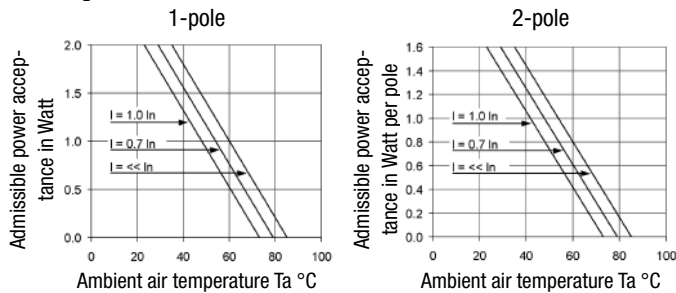


E: solder terminals 22.5 mm
E: quick-connect terminals 25.5 mm
S: 1.0/1.5/2.0/2.5/3.0 mm

Diagrams



Derating curves



Variants

Socket and fuse drawer have to be ordered separately (see accessory)

Order Number	Protection class	Panel mounting	Panel thickness s [mm]	Fuseholder	Terminals	internal wired
6200.4210	I	Snap-in	1	1-pole	Quick connect terminals 4.8 x 0.8 mm	●
6200.4215	I	Snap-in	1.5	1-pole	Quick connect terminals 4.8 x 0.8 mm	●
6200.4220	I	Snap-in	2	1-pole	Quick connect terminals 4.8 x 0.8 mm	●
6200.4225	I	Snap-in	2.5	1-pole	Quick connect terminals 4.8 x 0.8 mm	●
6200.4230	I	Snap-in	3	1-pole	Quick connect terminals 4.8 x 0.8 mm	●
6200.4310	I	Snap-in	1	1-pole	Quick connect terminals 6.3 x 0.8 mm	●
6200.4315	I	Snap-in	1.5	1-pole	Quick connect terminals 6.3 x 0.8 mm	●
6200.4320	I	Snap-in	2	1-pole	Quick connect terminals 6.3 x 0.8 mm	●
6200.4325	I	Snap-in	2.5	1-pole	Quick connect terminals 6.3 x 0.8 mm	●
6200.4330	I	Snap-in	3	1-pole	Quick connect terminals 6.3 x 0.8 mm	●
6200.4110	I	Snap-in	1	1-pole	Solder terminals 3.8 x 0.8 mm	●
6200.4115	I	Snap-in	1.5	1-pole	Solder terminals 3.8 x 0.8 mm	●
6200.4120	I	Snap-in	2	1-pole	Solder terminals 3.8 x 0.8 mm	●
6200.4125	I	Snap-in	2.5	1-pole	Solder terminals 3.8 x 0.8 mm	●
6200.4130	I	Snap-in	3	1-pole	Solder terminals 3.8 x 0.8 mm	●
6200.2200	I	Screw-on		1-pole	Quick connect terminals 4.8 x 0.8 mm	●
6200.2300	I	Screw-on		1-pole	Quick connect terminals 6.3 x 0.8 mm	●
6200.2100	I	Screw-on		1-pole	Solder terminals 3.8 x 0.8 mm	●

Packaging unit 50 Pcs

Accessories

» [ACCESSORIES](#)