
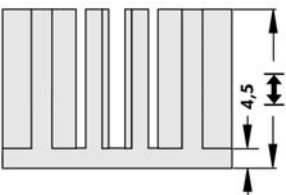
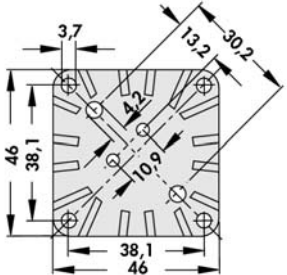


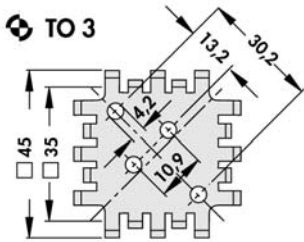
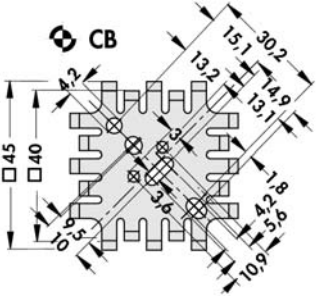

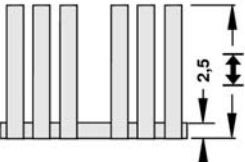
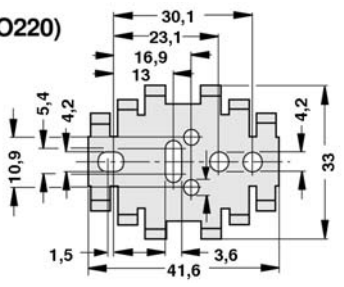


Finger shaped heatsinks for power semiconductors

							
art. no.	↓ [mm]	R _{th} [K/W]	⊗	art. no.	↓ [mm]	R _{th} [K/W]	⊗
FK 127 SA-3	12.7	8.0	TO 3	FK 127 SA	12.7	8.0	without
FK 191 SA-3	19.1	6.6	TO 3	FK 191 SA	19.1	6.6	without
FK 318 SA-3	31.8	4.8	TO 3	FK 318 SA	31.8	4.8	without
FK 254 SA-3	25.4	5.8	TO 3				

material: die-cast aluminium
surface treatment: black lacquered

							
art. no.	↓ [mm]	R _{th} [K/W]	⊗	art. no.	↓ [mm]	R _{th} [K/W]	⊗
FK 201 SA	25.4	6	without	FK 202 SA	12.7	8	without
FK 201 SA 3	25.4	6	TO 3	FK 202 SA 3	12.7	8	TO 3
FK 201 SA CB	25.4	6	CB	FK 202 SA CB	12.7	8	CB

			
art. no.	↓ [mm]	R _{th} [K/W]	⊗
FK 205 SA L	31.8	9.0	L
FK 206 SA L	25.4	10.5	L
FK 207 SA L	19.1	12.0	L
FK 208 SA L	12.7	14.0	L

material: aluminium
surface treatment: black anodised

Attachable heatsinks
 Heatsinks for TO 5 and TO 18
 Heatsinks for D PAK

→ C 10 - 14
 → C 16 - 17
 → C 18

Snap rivet
 Kapton insulator washers
 Silicone wafers
 Mica wafers

→ E 37
 → E 8
 → E 2 - 4
 → E 11