

EMI/EMC FILTER

RID SERIES



FEATURES

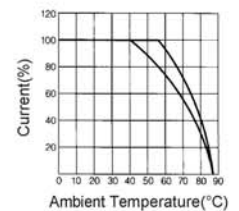
- Ideally suited for products that must conform to part 15, FCC regulations.
- Metal cased miniature type with high performance.
- Meet over voltage category II of IEC 60664 and comply with IEC 60950.
- Uses IEC connector that meets the safety standards of virtually all certifying organizations.
- Both soldering lug type and faston tab type are available.

APPLICATIONS

- Digital equipments.
- Personal computers and peripherals.
- Measuring instruments.
- For use in miniature equipments.
- For monitors and display units.

SPECIFICATIONS

Model	Rated Voltage (AC,DC)	Rated Current	Leakage Current (250V AC)	Temperature Rise	Operating Temperature
RID-(N)01***	250V	1A	-	30°C max.	-25°C to + 85°C Including temperature rise
RID-(N)02***	250V	2A	-	30°C max.	
RID-(N/L)03***	250V	3A	-	30°C max.	
RID-(N)06***	250V	6A	-	45°C max.	
RID-(N)08***	250V	8A	-	45°C max.	
RID-(N/L)10***	250V	10A	-	45°C max.	
RID-(N)15***	250V	15A	-	45°C max.	
RID-(N)***0*	-	*	0.01mA max.	-	
RID-(N)***C*	-	*	0.075mA max.	-	
RID-(N)***D*	-	*	0.10mA max.	-	
RID-(N)***E*	-	*	0.20mA max.	-	
RID-(N)***1*	-	*	0.25mA max.	-	
RID-(N)***2*	-	*	0.35mA max.	-	
RID-(N)***3*	-	*	0.50mA max.	-	

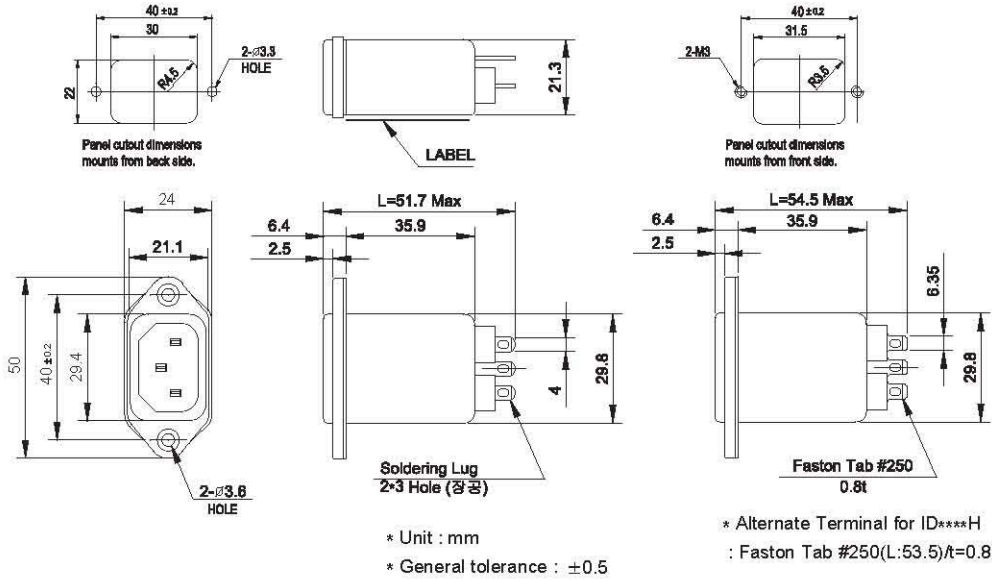


Note :
 Test Voltage:1500V AC one minute line to earth.
 Insulation Resistance:300 Mohm min, at 500V DC.
 Voltage Drop:1V max. at rated current.
 Weight:45g
 Inlet:Compatible with IEC-60320

Model Number Construction

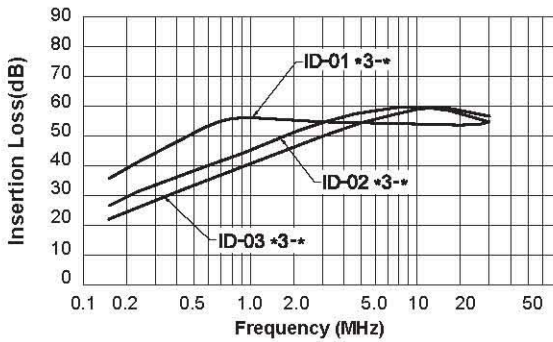
RI	D	03	4	2	S
Input Connector I : IEC Connector	Special Design D : Screw mounting /Metal Case	Current Rating:AC rms 01,N01 : 1amp 02,N02 : 2amp 03,N03,L03 : 3amp 06,N06 : 6amp N08 : 8amp 10,N10 : 10amp 15,N15 : 15amp ("L","N" high performance)	Line-Line Cap. Value 2 : 0.022 μ F 4 : 0.047 μ F A : 0.1 μ F B : 0.15 μ F	Line-Gnd Cap. Value 2 : 2200 μ F 3 : 3300 μ F C : 330 μ F D : 470 μ F E : 1000 μ F 0 : None	Output Terminal Style S : Solder Lug H : Faston Tab #250

Shapes and Dimensions

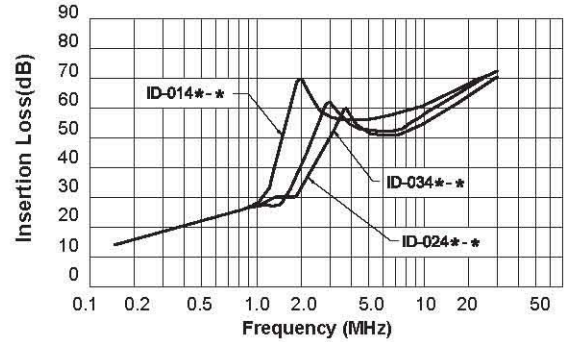


Attenuation Characteristics

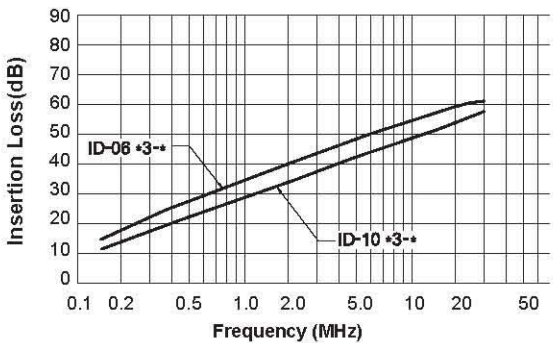
Common Mode (ID-(N)01/02/03×3-*)



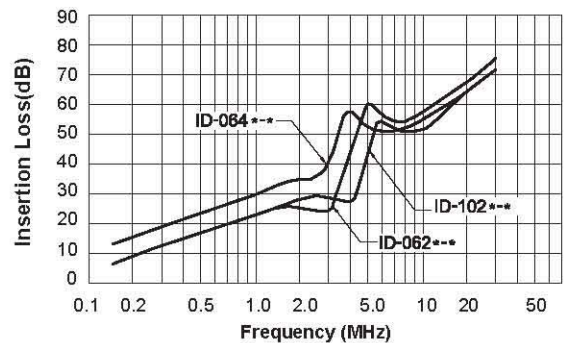
Differential Mode (ID-(N)**2/3/4*-*)



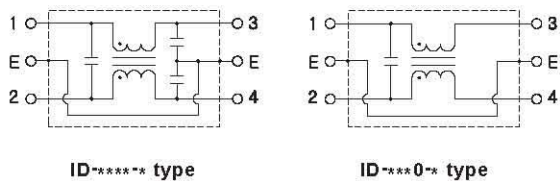
Common Mode (ID-(N)06/08/10×3-*)



Differential Mode (ID-(N)**2/4*-*)



Circuit Diagram



Measurement configuration

