



2016 AFCl

1 | 2

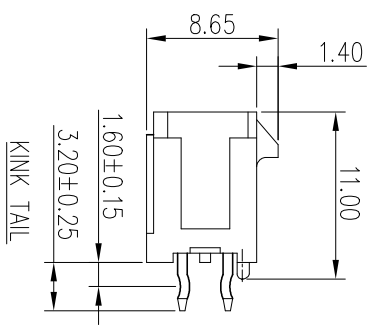
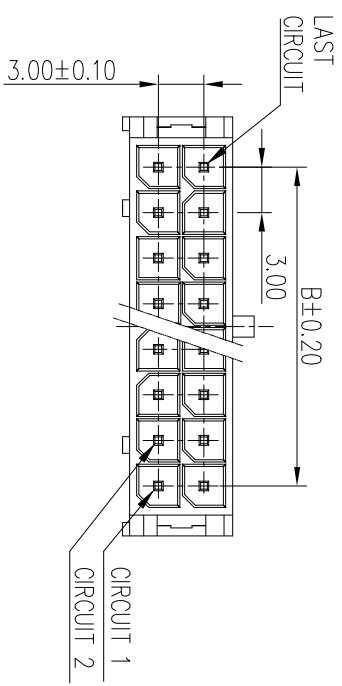
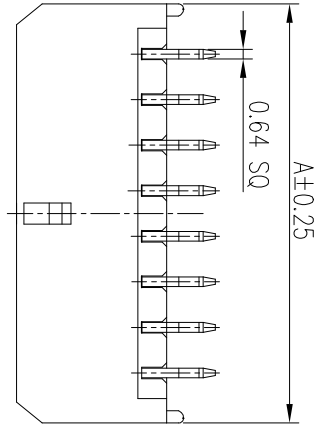


3 |



4

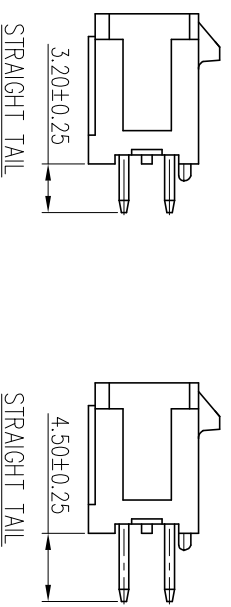
PRODUCT NUMBER  
SEE P/N SCHEME



8. P/N & DIMENSION TABLE:

P/N	POS	A	B
10127721-02XXXLF	2	6.60	--
10127721-04XXXLF	4	9.60	3.00
10127721-06XXXLF	6	12.60	6.00
10127721-08XXXLF	8	15.60	9.00
10127721-10XXXLF	10	18.60	12.00
10127721-12XXXLF	12	21.60	15.00
10127721-14XXXLF	14	24.60	18.00
10127721-16XXXLF	16	27.60	21.00
10127721-18XXXLF	18	30.60	24.00
10127721-20XXXLF	20	33.60	27.00
10127721-22XXXLF	22	36.60	30.00
10127721-24XXXLF	24	39.60	33.00

- NOTE:
- MATERIAL: HIGH TEMP. THERMOPLASTIC.
  - HOUSING: UL94V-0. COLOR: SEE P/N SCHEME
  - CONTACT: COPPER ALLOY.
  - CONTACT FINISH: 50u" MIN. NICKEL UNDERPLATED.
  - OPTIONAL PLATING ON CONTACT AREA.
  - THIS PLUG MATES WITH FCI RECEPTACLE
  - WIRE CONNECTOR 10127716.
  - PRODUCT SPECIFICATION: GS-12-1177.
  - PACKAGE SPECIFICATION: GS-14-2359.
  - THE HOUSING WILL WITHSTAND EXPOSURE TO 260°C PEAK TEMPERATURE 10 SECONDS IN A REFLOW OVEN
  - PART NUMBER SCHEMATIC
- 10127721-XX X X X LF
- PACKAGE:  
BLANK: TRAY  
P: TRAY WITH PE BAG  
R: TAPE AND REEL WITH CAP  
I: TAPE AND REEL WITHOUT CAP
- POS CODE:  
02: 2 POS  
04: 4 POS  
24: 24 POS
- CONTACT CODE:  
1: 3.20mm KINK TAIL, 100u" TIN OVERALL  
2: 3.20mm KINK TAIL, GOLD FLASH OVERALL  
3: 3.20mm KINK TAIL, 15u" Au ON CONTACT, TIN ON SOLDER TAIL  
4: 3.20mm KINK TAIL, 50u" Au ON CONTACT, TIN ON SOLDER TAIL  
5: 3.20mm STRAIGHT TAIL, G/F ON CONTACT, TIN ON SOLDER TAIL  
6: 4.50mm STRAIGHT TAIL, 100u" TIN OVERALL
- BLANK: NON-COMPATIBLE, BLACK  
C: COMPATIBLE, BLACK  
N: NON-COMPATIBLE, NATURAL  
S: COMPATIBLE, NATURAL



mat'l. code	surface	tolerance	projection	product family
Hr	ecn no	dr	date	tolerances unless otherwise specified
H	ELX-N-30134	TONY	2018-07-24	X.X±0.3
J	ELX-N-31205	TONY	2018-09-07	X.XX±0.20
D	ELX-T-20071	TAI	2015-04-13	KENNY TAI
E	ELX-T-22745	TAI	2015-12-09	KENNY TAI
F	ELX-T-25311	TAI	2016-11-11	KENNY TAI
G	ELX-N-28170	TONY	2017-10-16	PM ZHENG
sheet	revision	J	J	2013-11-06
sheet	sheet	1	2	

product family: MINITEK PWR3.0

title: MINITEK PWR3.0 WTB HEADER DUAL ROW, VERTICAL DIP TYPE


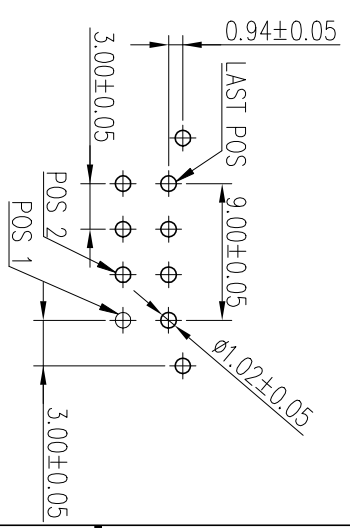
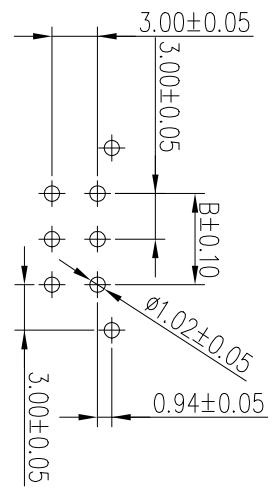
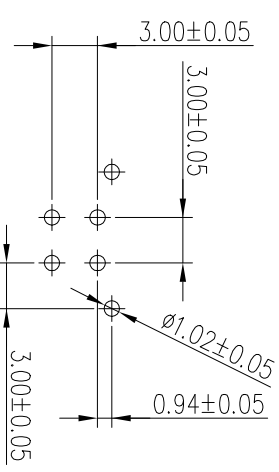
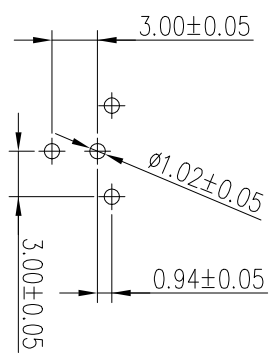
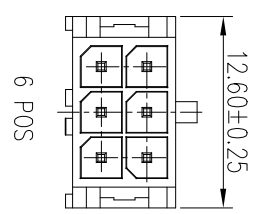
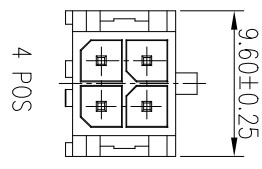
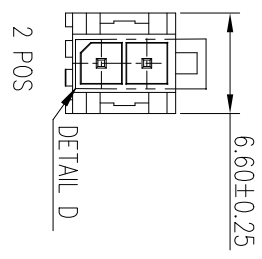
dwg no: 10127721

sheet 1 of 2

size: A4

type: Product Customer Drawing

B 1 2 3 4 5



DETAIL D

A

A

B

B

mat'l. code		surface		tolerance		projection		product family	
ltr	ecn no	dr	date	tolerances unless otherwise specified	mm	mm	mm	title	MINITEK PWR3.0
				X.X±0.3				MINITEK PWR3.0 WTB HEADER	
				X.XX±0.20				DUAL ROW, VERTICAL DIP TYPE	
				X±.2				sheet2 of 2	
		dr						10127721	
		enjr						size	
		chr						A4	
		pppd							
sheet	revision	J	J						
Index	sheet	1	2						