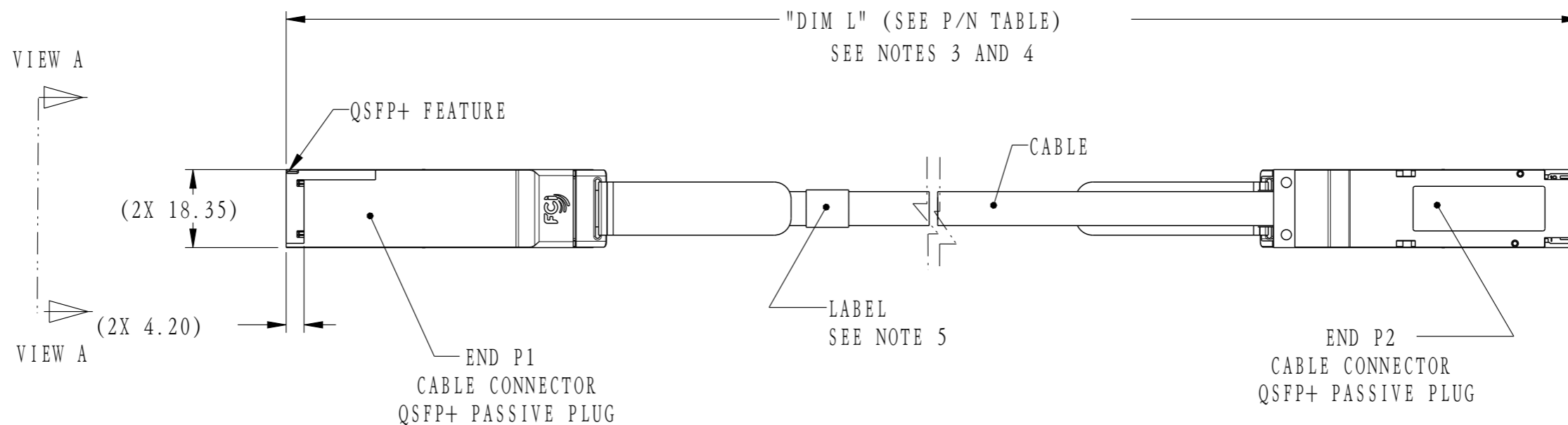
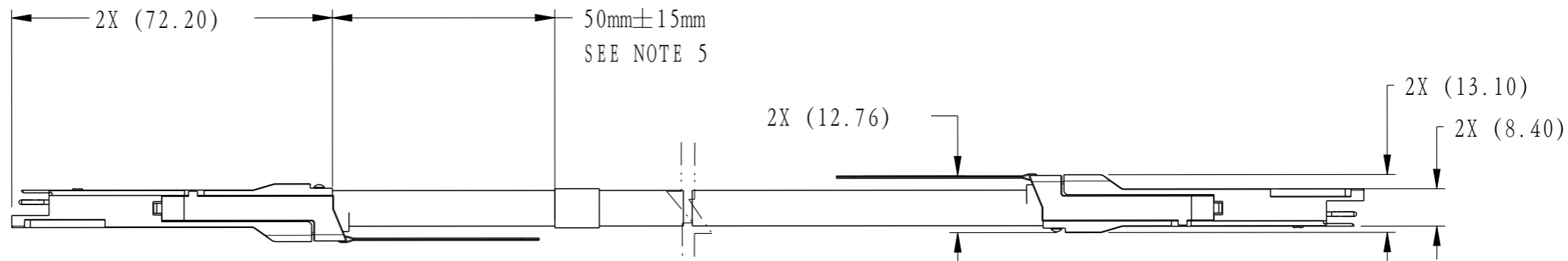
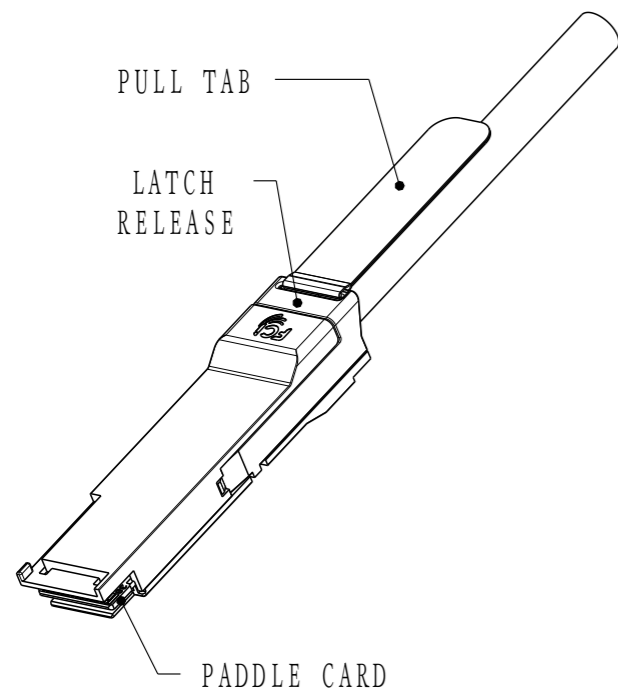


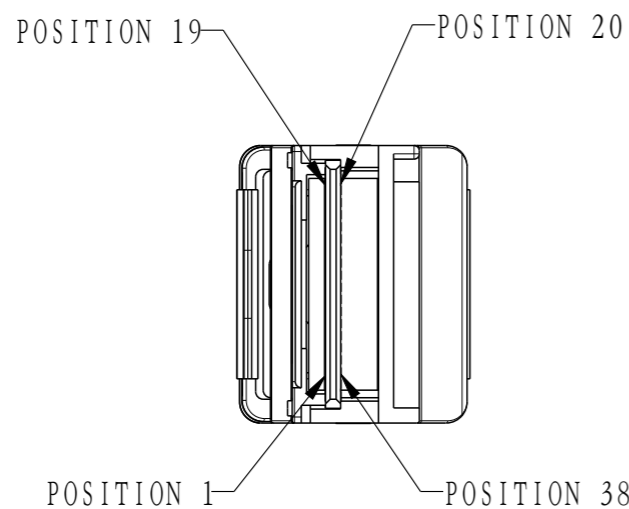
Product number	NOTES
10119239-XXXXLF	SEE SHT. 3



dr	David Lord	2011/10/11	projection	mm	size	A3	scale	3:10
eng	Michael Zhou	2015/08/03			ecn no	ELX-N-21592-1		
chr	-	-	product family	QSFP PLUG	rel leveCha	Released		
appr	Frank Mao	2015/08/04			title	FINAL ASSEMBLY 14G QSFP+ (PASSIVE) ASSEMBLY	dwg no	10119239
www.fci.com cat. no.			-		Product - Customer Drw		sheet 1 of 3	

Copyright FCI.

Product number	NOTES
10119239-XXXXLF	SEE SHT. 3



LOW SPEED SIGNALS P1 & P2	
POSITION	SYMBOL
8	ModSelL
9	ResetL
10	VccRx
11	SCL
12	SDA
27	ModPrsL
28	IntL
29	VccTx
30	Vcc1
31	LPMode

CABLE ASSEMBLY PART NUMBERS			
PART NUMBER	"DIM L" LENGTH (METERS)	AWG	NOTES
10119239-2005LF	0.5	30	
10119239-2010LF	1.0	30	
10119239-2015LF	1.5	30	
10119239-2020LF	2.0	30	
10119239-2025LF	2.5	30	
10119239-4005LF	0.5	26	
10119239-4010LF	1.0	26	
10119239-4015LF	1.5	26	
10119239-4020LF	2.0	26	
10119239-4025LF	2.5	26	
10119239-4030LF	3.0	26	
10119239-4030HLF	3.0	26	
10119239-4035LF	3.5	26	
10119239-4040LF	4.0	26	
10119239-6030LF	3.0	25	
10119239-6040LF	4.0	25	
10119239-6050LF	5.0	25	

WIRING LIST (SEE NOTE 6)				
END P1			END P2	
POSITION	SYMBOL		POSITION	SYMBOL
1	GND (TX)	→	20	GND (RX)
2	TX2n	→	21	RX2n
3	TX2p	→	22	RX2p
4	GND (TX)	→	23	GND (RX)
5	TX4n	→	24	RX4n
6	TX4p	→	25	RX4p
7	GND (TX)	→	26	GND (RX)
13	GND (RX)	←	32	GND (TX)
14	RX3p	←	33	TX3p
15	RX3n	←	34	TX3n
16	GND (RX)	←	35	GND (TX)
17	RX1p	←	36	TX1p
18	RX1n	←	37	TX1n
19	GND (RX)	←	38	GND (TX)
20	GND (RX)	←	1	GND (TX)
21	RX2n	←	2	TX2n
22	RX2p	←	3	TX2p
23	GND (RX)	←	4	GND (TX)
24	RX4n	←	5	TX4n
25	RX4p	←	6	TX4p
26	GND (RX)	←	7	GND (TX)
32	GND (TX)	→	13	GND (RX)
33	TX3p	→	14	RX3p
34	TX3n	→	15	RX3p
35	GND (TX)	→	16	GND (RX)
36	TX1p	→	17	RX1p
37	TX1n	→	18	RX1n
38	GND (TX)	→	19	GND (RX)

SHIELD-----> SHIELD

dr	David Lord	2011/10/11	projection	mm	size	A3	scale	3:10
eng	Michael Zhou	2015/08/03			ecn no ELX-N-21592-1			
chr	-	-			rel leveCha Released			
appr	Frank Mao	2015/08/04	product family QSFP PLUG		rev E			
			title FINAL ASSEMBLY		dwg no 10119239		rev E	
www.fci.com cat. no.			-		Product - Customer Drw		sheet 2 of 3	



Copyright FCI.

Product number	NOTES
10119239-XXXXLF	SEE SHT. 3

NOTES:

- 1- MATERIAL:
 CASTINGS: ZINC ALLOY/ COPPER UNDERPLATE/ NICKEL OVERPLATE
 PULL TAB: THERMOPLASTIC POLYMER
 LATCH RELEASE: ZINC DIECAST, NICKEL OVERPLATE
 DRIVE SCREWS: STAINLESS STEEL
 STRAIN RELIEF COLLAR: BRASS
 SPRING: STAINLESS STEEL
 LOCTITE
 PADDLE CARD: PRINTED CIRCUIT SUBSTRATE
 - 2 - THIS PRODUCT MEETS THE RESTRICTION OF HAZARDOUS SUBSTANCES IN ELECTRICAL AND ELECTRONIC EQUIPMENT (RoHS) DIRECTIVE (2002/95/EC)
 - 3. THIS DIMENSION IS A FINISHED PRODUCT LENGTH.
 - 4- UNLESS OTHERWISE SPECIFIED ASSEMBLED LENGTH TOLERANCE IS TO BE:
 "DIM L" < 1 METER = ± 25mm
 "DIM L" = 1 METER TO 10 METERS = ± 2% OF "DIM L"
 "DIM L" > 10 METERS = +0.00 / -4% OF "DIM L"
 - 5 - UNLESS OTHERWISE SPECIFIED LABEL POSITION IS TO BE 50mm FROM REAR OF CONNECTOR.
 LABEL DETAILS:
 MANUFACTURER CODE OR NAME COUNTRY ORIGIN
 CUSTOMER P/N OR FCI P/N
 REVISION
 SN: CNYWWQK** *#####
 BAR CODE
- (THE FIRST ** PRESENT CABLE LENGTH, EG: 05--0.5M, 10--1.0M...)
 (THE 2ND * PRESENT CABLE WIRE GAUGE, EG: 2--30AWG, 3--28AWG, 4--26AWG, 5--24AWG, 6--25AWG...)
 (THE 3TH * PRESENT LF OR HF, EG: L--LEAD FREE, H--HALEGEN FREE...)
 (THE #### PRESENT SERIAL NUMBER, EG: 0001, 0002...)
- FONT SHALL BE CLEARLY VISIBLE AND BLACK IN COLOR.
- 6 - ALL CABLE ASSEMBLIES SHALL BE 100% TESTED FOR CONTINUITY AS DEFINED IN WIRING LIST.
 - 7 - IMPEDANCE: 100Ω DIFFERENTIAL.
 - 8 - OTHER TESTING PERFORMED AS REQUIRED BY PRODUCT SPECIFICATION: GS-12-622.
 - 9 - PACKAGING OF LEAD FREE PRODUCTS MEETS LABELING AND PACKAGING PER SPECIFICATION GS-14-920. PACKAGE CABLE ASSEMBLIES PER GS-14-1272. DUST CAPS ARE TO BE ASSEMBLED PRIOR TO PACKAGING.
 - 10 - A " Δ SYMBOL WILL BE NEXT TO ANY DIMENSION, VIEW, OR NOTE WHICH HAS BEEN MODIFIED WITH THE CURRENT DRAWING REVISION. THE CURRENT REVISION WILL BE SHOWN IN THE SYMBOL.
 - 11 - PRODUCT CAPABILITY MATRIX SHOWS THE MINIMUM RECOMMENDED CABLE GAUGE PER LENGTH TO MEET THE PERFORMANCE LEVEL OF EACH INDUSTRY STANDARD.
 - 12 - RAW CABLE IS OPTIONAL WHICH HAD BEEN QUALIFIED BY FCI AND MEET INDUSTRIAL SPEC AND FCI PRODUCT SPECIFICATION.

PRODUCT CAPABILITY MATRIX (SEE NOTE 11)										
PERFORMANCE LEVEL	CABLE LENGTH / AWG									
	1M	2M	3M	4M	5M	6M	7M	8M	9M	10M
Infiniband - FDR	30	30	26	26	25					
Infiniband - QDR	30	30	30	28	26	24				
Infiniband - DDR	30	30	30	28	28	26	26	24	24	24
Infiniband - SDR	30	30	30	28	28	26	26	24	24	24
IEEE - 802.3ba	30	30	30	TBD	TBD	TBD	TBD	TBD	TBD	TBD



Copyright FCI.

dr	David Lord	2011/10/11	projection 	size mm 	scale	A3	3:10
eng	Michael Zhou	2015/08/03			ecn no	ELX-N-21592-1	
chr	-	-			rel leveCha	Released	
appr	Frank Mao	2015/08/04			product family	QSFP PLUG	
		title FINAL ASSEMBLY 14G QSFP+ (PASSIVE) ASSEMBLY	dwg no 10119239	rev E			
www.fci.com		cat. no.	-	Product - Customer Drw		sheet 3 of 3	