

## M12-Round-Plug Connector, Single-Ended Cordsets, According to IEC 61076-2-101

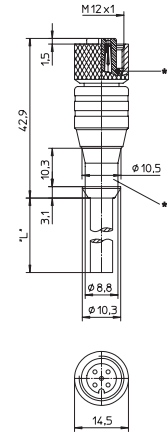
RKT | RKWT



### 3-, 4-, 5-, 8-, and 12-Poles

Actuator/sensor cordset, single-ended, M12, 3-, 4-, 5-, 8-, and 12-poles, female straight connector with self-locking thread and molded cable.

RKT

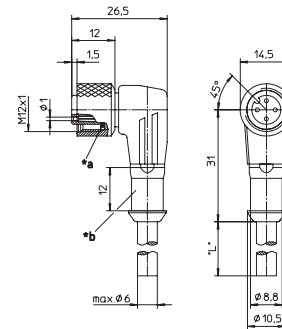


\*a O-ring  
\*b Hose mounting



Actuator/sensor cordset, single-ended, M12, 3-, 4-, 5-, 8-, and 12-poles, female 90° connector with self-locking thread and molded cable.

RKWT

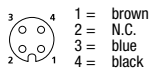


\*a O-ring  
\*b Hose mounting

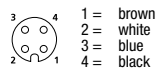
## Pin Assignments

M12 - Male

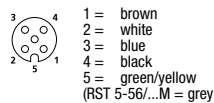
### 3 poles



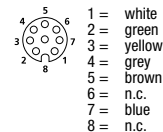
### 4 poles



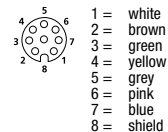
### 5 poles




### 6 poles



### 8 poles



### 12 poles





# Be Certain with Belden

## M12-Round-Plug Connector, Single-Ended Cordsets, According to IEC 61076-2-101 RKT | RKWT

### Technical Data

#### Environmental

Degree of protection IP 67 / NEMA 6P  
Operating temperature range -25°C (-13°F) / +80°C (+176°F)

#### Mechanical

Housing / Molded body TPU  
Insert TPU  
Contact CuSn (12 poles: CuZn), pre-nickeled and 0.3 microns gold-plated  
Coupling nut CuZn, nickel-plated  
O-ring FKM

#### Electrical

Contact resistance ≤ 5 mΩ  
Nominal current at 40°C 3–5 poles 4 A, 6–12 poles 2 A  
Rated voltage 3–4 poles 250 V  
5 poles 63 V, 6–12 poles 36 V

### Cable Specifications

Cable No.	Outer Jacket	Conductor Size	Jacket Color	OD
<b>06</b>	<b>PVC</b>	3 x 0.34 mm <sup>2</sup>	Orange	.197" (5.0 mm)
<b>07</b>	<b>PVC</b>	4 x 0.25 mm <sup>2</sup>	Orange	.197" (5.0 mm)

Cable No.	Outer Jacket	Conductor Size	Jacket Color	OD
<b>56</b>	<b>PVC</b>	5 x 0.34 mm <sup>2</sup>	Orange	.224" (5.7 mm)
<b>224</b>	<b>PUR, halogen-free</b>	3 x 0.34 mm <sup>2</sup>	Black	.169" (4.3 mm)
<b>225</b>	<b>PUR, halogen-free</b>	4 x 0.34 mm <sup>2</sup>	Black	.185" (4.7 mm)
<b>228</b>	<b>PUR, halogen-free</b>	5 x 0.50 mm <sup>2</sup>	Black	.213" (5.4 mm)
<b>251</b>	<b>PUR, halogen-free welding spark proof</b>	4 x 0.34 mm <sup>2</sup>	Orange	.185" (4.7 mm)
<b>259</b>	<b>PUR, halogen-free welding spark proof</b>	5 x 0.50 mm <sup>2</sup>	Orange	.217" (5.5 mm)
<b>260</b>	<b>PUR, halogen-free welding spark proof</b>	3 x 0.34 mm <sup>2</sup>	Orange	.177" (4.5 mm)
<b>268</b>	<b>PUR, halogen-free welding spark proof</b>	6 x 0.34 mm <sup>2</sup>	Orange	.236" (6.0 mm)
<b>282</b>	<b>PUR, halogen-free</b>	7 x 0.25 mm <sup>2</sup>	Black	.236" (6.0 mm)
<b>337</b>	<b>PUR, halogen-free</b>	6 x 0.34 mm <sup>2</sup>	Black	.236" (6.0 mm)
<b>348</b>	<b>PUR, halogen-free</b>	2 x 0.25 mm <sup>2</sup> 10 x 0.14 mm <sup>2</sup>	Black	.236" (6.0 mm)

Part Number		Pins	Outer Jacket	Standard Cable Lengths	Characteristics
RKT 4-3-06/...M	RKWT 4-3-06/...M	3	PVC	2 M / 5 M / 10 M	
RKT 4-3-224/...M	RKWT 4-3-224/...M		PUR, halogen-free	2 M / 5 M / 10 M	
RKT 4-3-260/...M	RKWT 4-3-260/...M		PUR, halogen-free / welding spark proof	2 M / 5 M / 10 M	
RKT 4-07/...M	RKWT 4-07/...M	4	PVC	2 M / 5 M / 10 M	
RKT 4-225/...M	RKWT 4-225/...M		PUR, halogen-free	2 M / 5 M / 10 M	
RKT 4-251/...M	RKWT 4-251/...M		PUR, halogen-free / welding spark proof	2 M / 5 M / 10 M	
RKT 5-56/...M	RKWT 5-56/...M	5	PVC	2 M / 5 M / 10 M	
RKT 5-228/...M	RKWT 5-228/...M		PUR, halogen-free	2 M / 5 M / 10 M	
RKT 5-259/...M	RKWT 5-259/...M		PUR, halogen-free / welding spark proof	2 M / 5 M / 10 M	
RKT 8-6-268/...M	RKWT 8-6-268/...M	6	PUR, halogen-free / welding spark proof	2 M / 5 M / 10 M	
RKT 8-6-337/...M	RKWT 8-6-337/...M		PUR, halogen-free / welding spark proof	2 M / 5 M / 10 M	
RKT 8-282/...M	RKWT 8-282/...M	8	PUR, halogen-free	2 M / 5 M / 10 M	
RKT 12-348/...M	RKWT 12-348/...M	12	PUR, halogen-free	2 M / 5 M / 10 M	