

CERAMIC SURFACE MOUNT MICROPROCESSOR CRYSTAL

ABMM



**RoHS
Compliant**



7.0 x 5.0 x 1.3 mm

➤ **FEATURES:**

- Suitable for RoHS reflow
- Low height 1.3 mm max
- AT-strip cut offers a tight tolerance & stability

➤ **APPLICATIONS:**

- Computers, Modems, Microprocessors
- Communication, Test equipment
- PCMCIA

➤ **STANDARD SPECIFICATIONS:**

PARAMETERS	
ABRACON P/N	ABMM
Frequency Range	6.0 MHz to 125 MHz
Operation Mode	AT-cut 6.0 MHz ~ 33.0 MHz (Fundamental: Standard) 33.01 MHz - 125 MHz (Third-Overtone: Standard) 33.01 MHz ~ 50.0 MHz (Fundamental: Please specify. See options)
Operating Temperature	- 10°C to + 60°C (see options)
Storage Temperature	- 40°C to + 85°C
Frequency Tolerance at +25°C	± 50 ppm max. (see options)
Frequency Stability over the Operating Temp. (Ref to +25°C)	± 50 ppm max. (see options)
Equivalent Series Resistance	See Table 1
Shunt Capacitance C ₀	7pF max.
Load Capacitance C _L	18pF (see options)
Drive Level	500µW max., 100µW typical
Aging at 25°C (first year)	± 5ppm max.
Insulation Resistance	500MΩ min at 100Vdc ± 15V

TABLE 1: STANDARD ESR

Frequency (MHz)	ESR (Ω) Max	Frequency (MHz)	ESR (Ω) Max
6.000 - 11.999(Fund)	70	20.000 - 50.000(Fund)	40
12.000 - 20.000(Fund)	50	33.000 - 125.00(3rd O/T)	80

➤ **OPTIONS & PART IDENTIFICATION:**

(Left blank if standard)

ABMM - [] MHz - [] - R [] - [] - [] - [] - []

Frequency in MHz
e.g. 6.000MHz
14.31818MHz
26.000MHz

Load Capacitance
Please specify CL (8 to 33pF) in pF or S for Series
Please contact ABRACON for other values

ESR if other than STD
Specify a value in Ω

Operating Temp.
E: 0°C ~ +70°C
B: -20°C ~ +70°C
C: -30°C ~ +70°C
N: -30°C ~ +85°C
D: -40°C ~ +85°C

Freq. Tolerance
1: ± 10 ppm
7: ± 15 ppm
2: ± 20 ppm
3: ± 25 ppm
4: ± 30 ppm

Freq. Stability
U: ± 10 ppm (*)
G: ± 15 ppm (**)
X: ± 20 ppm
W: ± 25 ppm
Y: ± 30 ppm
H: ± 35 ppm

Packaging
Blank: Bulk
T: Tape & Reel (1k)
T2: Tape & Reel (250)

Mode
F: Fund. AT for >33MHz

* -10 to +60°C only.
** Option E, B, and 10 to +60°C only.



CERAMIC SURFACE MOUNT MICROPROCESSOR CRYSTAL



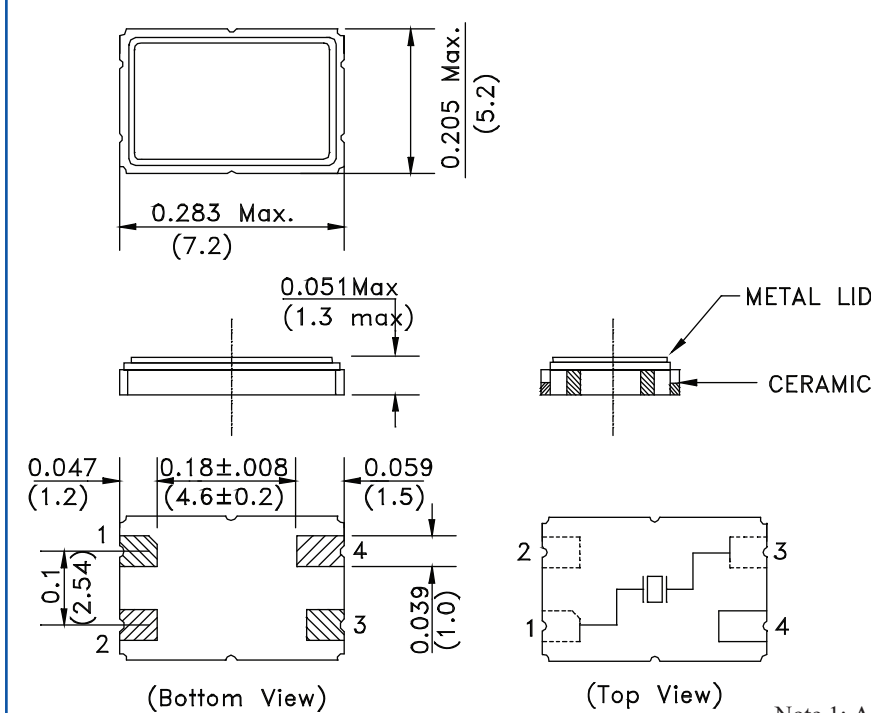
7.0 x 5.0 x 1.3 mm

ABMM

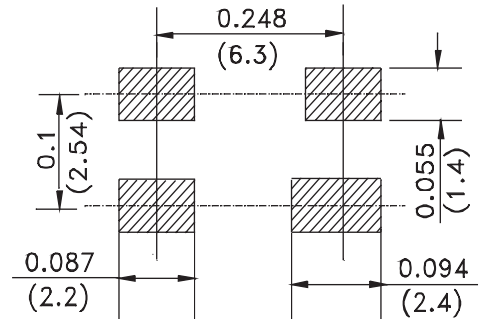


RoHS
Compliant

OUTLINE DRAWING:



Recommended Land Pattern



Dimension : Inches (mm)

Pads 2 and 4 are connected to metal lid.

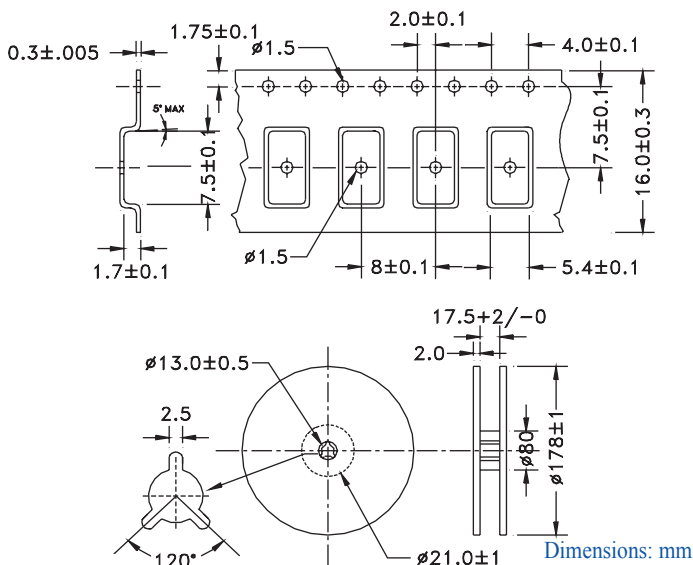
Note 1: A longer pad (1.5mm) may appear on either pad 2, 3, or 4.

Note 2: A chamfer of 0.3mm may appear on pad 1 or 2.

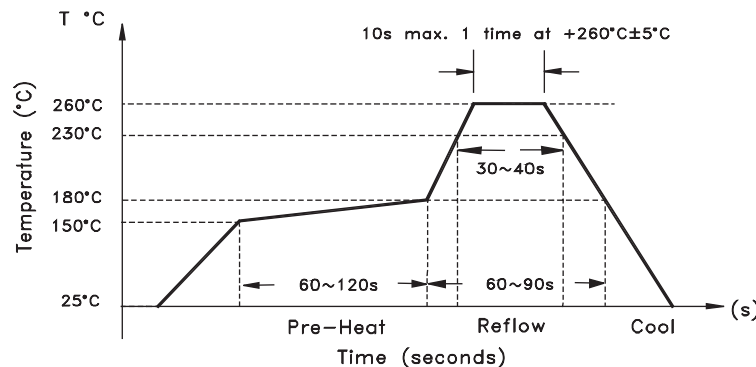
Note 3: Pads 2 and 4 are connected to the metal lid.

TAPE & REEL:

Tape and reel 1,000 pcs/reel FEEDING (PULL) DIRECTION →



REFLOW PROFILE:



Need a test socket for the ABMM Series? To view compatible **PRECISION TEST & BURN-IN SOCKETS** for these parts, [click here](#).

ATTENTION Abracon Corporation's products are COTS - Commercial-Off-The-Shelf products; suitable for Commercial, Industrial and, where designated, Automotive Applications. Abracon's products are not specifically designed for Military, Aviation, Aerospace, Life-dependant Medical applications or any application requiring high reliability where component failure could result in loss of life and/or property. For applications requiring high reliability and/or presenting an extreme operating environment, written consent and authorization from Abracon Corporation is required. Please contact Abracon Corporation for more information.

ABRACON IS
ISO9001:2008
CERTIFIED



Visit www.abracon.com for Terms & Conditions of Sale

Revised: 02.26.12

30332 Esperanza, Rancho Santa Margarita, California 92688
tel 949-546-8000 | fax 949-546-8001 | www.abracon.com