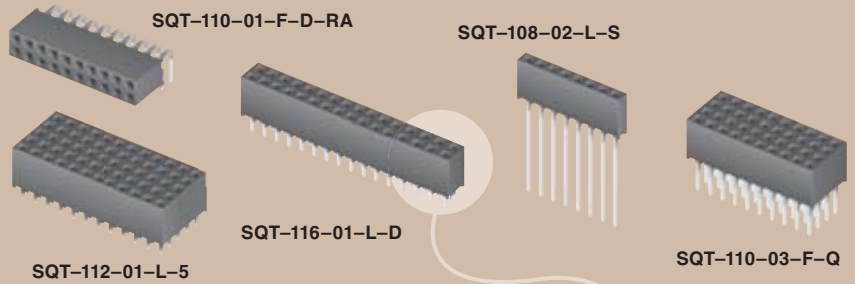




(2,00mm) .0787"

SQT SERIES



# COST-EFFECTIVE RUGGED SOCKETS

## SPECIFICATIONS

For complete specifications see [www.samtec.com?SQT](http://www.samtec.com?SQT)

**Insulator Material:**

Black Liquid Crystal Polymer

**Contact Material:**

Phosphor Bronze

**Plating:**

Sn or Au over 50µ" (1,27µm) Ni

**Voltage Rating:**

450 VAC mated with TMM or TMMH

**Operating Temp Range:**

-55°C to +125°C

**Contact Resistance:**

10 mΩ max

**Insertion Depth:**

(2,62mm) .103" to

(5,03mm) .198"

**Insertion Force:**

(Single contact only)

4oz (1,11N) average

**Normal Force:**

60 grams (0,59N) average

**Withdrawal Force:**

(Single contact only)

3oz (0,83N) average

**Max Cycles:**

100 with 10µ" (0,25µm) Au

**RoHS Compliant:**

Yes

**Lead-Free Solderable:**

Yes




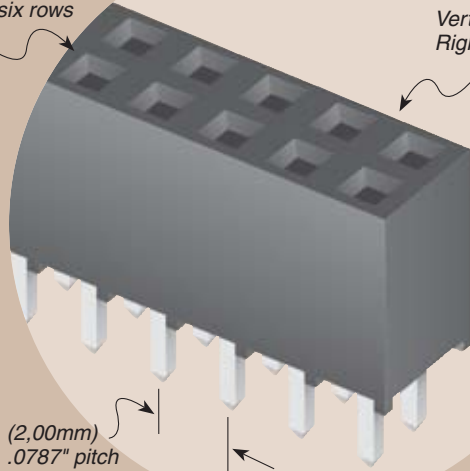
**Mates with:**  
TMMH, TMM, MTMM,  
MMT, TW, LTMM,  
ZLTTM, ESQT, TCMD

CURRENT RATING	
AMBIENT TEMP	Mated with TMM/TMMH
20°C	5.5A
40°C	5A
60°C	4A
80°C	3A





Choice of one through six rows

Vertical and Right Angle



**Note:** Some lengths, styles and options are non-standard, non-returnable.

## Also Available



SQT	1	NO. PINS PER ROW	LEAD STYLE	PLATING OPTION	ROW OPTION	OTHER OPTION
		02 thru 50	Specify LEAD STYLE from chart	-F = Gold flash on contact, Matte Tin on tail -L = 10µ" (0,25µm) Gold on contact, Matte Tin on tail	-S = Single Row -D = Double Row -T = Triple Row -Q = Four Row -5 = Five Row -6 = Six Row	-RA = Right Angle (-Q, -5 & -6 Row not available) (Lead Style -01 only) -"XXX" = Polarized Position (Indicate position number)

LEAD STYLE	A
-01	(2,29) .090
-02	(15,24) .600
-03	(5,28) .208

No. of positions x (2,00) .0787 + (0,30) .012

(6,35) .250

(0,38) .015

(2,00) .0787 TYP

(1,27) .050

(2,29) .090

(2,00) .0787

-RA OPTION (-Q, -5 & -6 not available)

Due to technical progress, all designs, specifications and components are subject to change without notice.

[WWW.SAMTEC.COM](http://WWW.SAMTEC.COM)