
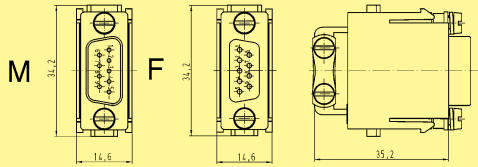

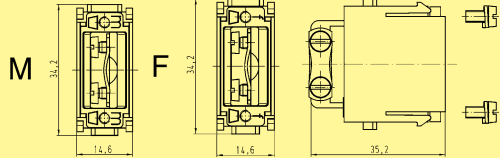
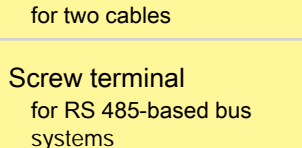
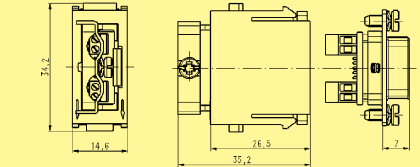

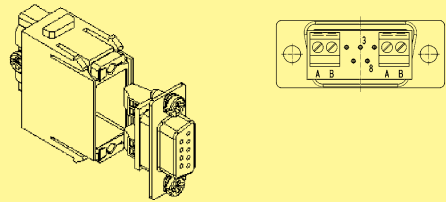


Number of contacts

# 9



Identification	Part number		Drawing	Dimensions in mm						
	Male insert (M)	Female insert (F)								
<p><b>Crimp terminal</b> Order crimp contacts separately (see page 06.91)</p> 	<b>09 14 009 3001</b>	<b>09 14 009 3101</b>								
<p><b>Adapter module without D-Sub insert</b></p> <p>for one cable</p> 	<b>09 14 000 9930</b>	<b>09 14 000 9931</b>								
<p>for two cables</p> 	<b>09 14 000 9932</b>	<b>09 14 000 9933</b>								
<p><b>Screw terminal</b> for RS 485-based bus systems with T-functionality</p> 		<b>09 14 009 3151</b>	 <p>Contact arrangement view from termination side</p> <table border="1" data-bbox="1034 1854 1375 1966"> <thead> <tr> <th>Signal</th> <th>Contact no.</th> </tr> </thead> <tbody> <tr> <td>A</td> <td>8</td> </tr> <tr> <td>B</td> <td>3</td> </tr> </tbody> </table>	Signal	Contact no.	A	8	B	3	
Signal	Contact no.									
A	8									
B	3									

Han Modular