


C503B-Rxx, C503B-Axx: 5-mm Round Red & Amber LEDs



PRODUCT DESCRIPTION

Round LEDs offer superior light output for excellent readability in sunlight and dependable performance. They provide extremely stable light output over long periods of time.

These lamps are made with an advanced optical-grade epoxy offering superior high-temperature and high-moisture-resistance performance in outdoor signal and sign applications.

FEATURES

- Size (mm): 5
- Color and Typical Dominant Wavelength:
Red (624nm)
Amber (591nm)
- Luminous Intensity (mcd)
C503B-RAS/RAN:(8200 - 32900)
C503B-RBS/RBN:(3000 - 12000)
C503B-RCS/RCN:(3000 - 12000)
C503B-AAS/AAN:(5860 - 23500)
C503B-ABS/ABN:(3000 - 12000)
C503B-ACS/ACN:(4180 - 12000)
- Viewing angles:
15°: C503B-RAS/RAN/AAS/AAN
23°: C503B-RBS/RBN/ABS/ABN
30°: C503B-RCS/RCN/ACS/ACN
- Lead - Free
- RoHS Compliant

APPLICATIONS

- Electronic Signs & Signals (ESS)
- Motorway Signs
- Variable Message Sign (VMS)
- Advertising Signs
- Petrol Signs
- Amusement

ABSOLUTE MAXIMUM RATINGS ($T_A = 25^\circ\text{C}$)

Items	Symbol	Absolute Maximum Rating	Unit
		Red/Amber	
Forward Current	I_F	50 ^{Note1}	mA
Peak Forward Current ^{Note2}	I_{FP}	200	mA
Reverse Voltage	V_R	5	V
Power Dissipation	P_D	130	mW
Operation Temperature	T_{opr}	-40 ~ +100	$^\circ\text{C}$
Storage Temperature	T_{stg}	-40 ~ +100	$^\circ\text{C}$
Lead Soldering Temperature	T_{sol}	Max. 260 $^\circ\text{C}$ for 3 sec. max. (3 mm from the base of the epoxy bulb)	
Electrostatic Discharge Classification (MIL-STD-883E)	ESD	Class 2	

Note:

- For long term performance the drive currents between 10mA and 30mA are recommended. Please contact Cree LED sales representative for more information on recommended drive conditions.
- Pulse width ≤ 0.1 msec, duty $\leq 1/10$.

TYPICAL ELECTRICAL & OPTICAL CHARACTERISTICS ($T_A = 25^\circ\text{C}$)

Characteristics	Color	Symbol	Condition	Unit	Minimum	Typical	Maximum
Forward Voltage	Red/Amber	V_F	$I_F = 20$ mA	V		2.1	2.6
Reverse Current	Red/Amber	I_R	$V_R = 5$ V	μA			100
Dominant Wavelength	Red	λ_D	$I_F = 20$ mA	nm	618	624	630
	Amber	λ_D	$I_F = 20$ mA	nm	584	591	596
Luminous Intensity	Red	C503B-RAS/RAN (15 degree)	I_V	$I_F = 20$ mA	mcd	8200	15000
		C503B-RBS/RBN (23 degree)	I_V	$I_F = 20$ mA	mcd	3000	5000
		C503B-RCS/RCN (30 degree)	I_V	$I_F = 20$ mA	mcd	3000	5100
	Amber	C503B-AAS/AAN (15 degree)	I_V	$I_F = 20$ mA	mcd	5860	13000
		C503B-ABS/ABN (23 degree)	I_V	$I_F = 20$ mA	mcd	3000	5000
		C503B-ACS/ACN (30 degree)	I_V	$I_F = 20$ mA	mcd	4180	6000
50% Power Angle	C503B-RAS/RAN/AAS/AAN		$2\theta_{1/2}$	$I_F = 20$ mA	deg	15	
	C503B-RBS/RBN/ABS/ABN		$2\theta_{1/2}$	$I_F = 20$ mA	deg	23	
	C503B-RCS/RCN/ACS/ACN		$2\theta_{1/2}$	$I_F = 20$ mA	deg	30	

* Continuous reverse voltage can cause LED damage.

INTENSITY BIN LIMIT

Red

15° (20 mA) - C503B-RAS/RAN			23° (20 mA) - C503B-RBS/RBN			30° (20 mA) - C503B-RCS/RCN		
Bin Code	Min.(mcd)	Max.(mcd)	Bin Code	Min.(mcd)	Max.(mcd)	Bin Code	Min.(mcd)	Max.(mcd)
Z0	8200	12000	W0	3000	4180	W0	3000	4180
A0	12000	16800	X0	4180	5860	X0	4180	5860
B0	16800	23500	Y0	5860	8200	Y0	5860	8200
C0	23500	32900	Z0	8200	12000	Z0	8200	12000

Amber

15° (20 mA) - C503B-AAS/AAN			23° (20 mA) - C503B-ABS/ABN			30° (20 mA) - C503B-ACS/ACN		
Bin Code	Min.(mcd)	Max.(mcd)	Bin Code	Min.(mcd)	Max.(mcd)	Bin Code	Min.(mcd)	Max.(mcd)
Y0	5860	8200	W0	3000	4180	X0	4180	5860
Z0	8200	12000	X0	4180	5860	Y0	5860	8200
A0	12000	16800	Y0	5860	8200	Z0	8200	12000
B0	16800	23500	Z0	8200	12000			

* Tolerance of measurement of luminous intensity is $\pm 15\%$

COLOR BIN LIMIT

Red (20 mA) - C503B-Rxx			Amber (20 mA) - C503B-Axx		
Bin Code	Min.(nm)	Max.(nm)	Bin Code	Min.(nm)	Max.(nm)
RA	618	630	A2	584	587
			A3	587	590
			A4	590	593
			A5	593	596

* Tolerance of measurement of dominant wavelength is ± 1 nm.

ORDER CODE TABLE

Color	Viewing Angle	Order Code	Luminous Intensity (mcd)		Dominant Wavelength				Package	Standoff
			Min.	Max.	Color Bin	Min.(nm)	Color Bin	Max.(nm)		
Red	15°	C503B-RAS-CZ0C0AA1	8200	32900	RA	618	RA	630	Bulk	Yes
		C503B-RAS-CA0C0AA1	12000	32900	RA	618	RA	630	Bulk	Yes
		C503B-RAS-CA0B0AA1	12000	23500	RA	618	RA	630	Bulk	Yes
		C503B-RAN-CZ0C0AA1	8200	32900	RA	618	RA	630	Bulk	No
		C503B-RAN-CA0C0AA1	12000	32900	RA	618	RA	630	Bulk	No
		C503B-RAN-CA0B0AA1	12000	23500	RA	618	RA	630	Bulk	No
		C503B-RAS-CZ0C0AA2	8200	32900	RA	618	RA	630	Ammo	Yes
		C503B-RAS-CA0C0AA2	12000	32900	RA	618	RA	630	Ammo	Yes
		C503B-RAS-CA0B0AA2	12000	23500	RA	618	RA	630	Ammo	Yes
		C503B-RAN-CZ0C0AA2	8200	32900	RA	618	RA	630	Ammo	No
		C503B-RAN-CA0C0AA2	12000	32900	RA	618	RA	630	Ammo	No
	C503B-RAN-CA0B0AA2	12000	23500	RA	618	RA	630	Ammo	No	
	23°	C503B-RBS-CW0Z0AA1	3000	12000	RA	618	RA	630	Bulk	Yes
		C503B-RBS-CX0Y0AA1	4180	8200	RA	618	RA	630	Bulk	Yes
		C503B-RBS-CY0Z0AA1	5860	12000	RA	618	RA	630	Bulk	Yes
		C503B-RBN-CW0Z0AA1	3000	12000	RA	618	RA	630	Bulk	No
		C503B-RBN-CX0Y0AA1	4180	8200	RA	618	RA	630	Bulk	No
		C503B-RBN-CY0Z0AA1	5860	12000	RA	618	RA	630	Bulk	No
		C503B-RBS-CW0Z0AA2	3000	12000	RA	618	RA	630	Ammo	Yes
		C503B-RBS-CX0Y0AA2	4180	8200	RA	618	RA	630	Ammo	Yes
		C503B-RBS-CY0Z0AA2	5860	12000	RA	618	RA	630	Ammo	Yes
		C503B-RBN-CW0Z0AA2	3000	12000	RA	618	RA	630	Ammo	No
C503B-RBN-CX0Y0AA2		4180	8200	RA	618	RA	630	Ammo	No	
C503B-RBN-CY0Z0AA2	5860	12000	RA	618	RA	630	Ammo	No		

Notes:

- The above kit numbers represent order codes that include multiple intensity-bin and color-bin codes. Only one intensity-bin code and one color-bin code will be shipped on each bulk. Single intensity-bin code and single color-bin codes will not be orderable.
- Please refer to the [HB LED Lamp Reliability Test Standards](#) document for reliability test conditions.
- Please refer to the [HB LED Lamp Soldering & Handling](#) document for information about how to use this LED product safely.

ORDER CODE TABLE

Color	Viewing Angle	Order Code	Luminous Intensity (mcd)		Dominant Wavelength				Package	Standoff
			Min.	Max.	Color Bin	Min.(nm)	Color Bin	Max.(nm)		
Red	30°	C503B-RCS-CW0Z0AA1	3000	12000	RA	618	RA	630	Bulk	Yes
		C503B-RCS-CW0X0AA1	3000	5860	RA	618	RA	630	Bulk	Yes
		C503B-RCS-CX0Y0AA1	4180	8200	RA	618	RA	630	Bulk	Yes
		C503B-RCN-CW0Z0AA1	3000	12000	RA	618	RA	630	Bulk	No
		C503B-RCN-CW0X0AA1	3000	5860	RA	618	RA	630	Bulk	No
		C503B-RCN-CX0Y0AA1	4180	8200	RA	618	RA	630	Bulk	No
		C503B-RCS-CW0Z0AA2	3000	12000	RA	618	RA	630	Ammo	Yes
		C503B-RCS-CW0X0AA2	3000	5860	RA	618	RA	630	Ammo	Yes
		C503B-RCS-CX0Y0AA2	4180	8200	RA	618	RA	630	Ammo	Yes
		C503B-RCN-CW0Z0AA2	3000	12000	RA	618	RA	630	Ammo	No
		C503B-RCN-CW0X0AA2	3000	5860	RA	618	RA	630	Ammo	No
		C503B-RCN-CX0Y0AA2	4180	8200	RA	618	RA	630	Ammo	No

Notes:

- The above kit numbers represent order codes that include multiple intensity-bin and color-bin codes. Only one intensity-bin code and one color-bin code will be shipped on each bulk. Single intensity-bin code and single color-bin codes will not be orderable.
- Please refer to the [HB LED Lamp Reliability Test Standards](#) document for reliability test conditions.
- Please refer to the [HB LED Lamp Soldering & Handling](#) document for information about how to use this LED product safely.

ORDER CODE TABLE

Color	Viewing Angle	Order Code	Luminous Intensity (mcd)		Dominant Wavelength				Package	Standoff
			Min.	Max.	Color Bin	Min.(nm)	Color Bin	Max.(nm)		
Amber	15°	C503B-AAS-CY0B0251	5860	23500	A2	584	A5	596	Bulk	Yes
		C503B-AAS-CZ0B0341	8200	23500	A3	587	A4	593	Bulk	Yes
		C503B-AAS-CA0B0341	12000	23500	A3	587	A4	593	Bulk	Yes
		C503B-AAN-CY0B0251	5860	23500	A2	584	A5	596	Bulk	No
		C503B-AAN-CZ0B0341	8200	23500	A3	587	A4	593	Bulk	No
		C503B-AAN-CA0B0341	12000	23500	A3	587	A4	593	Bulk	No
		C503B-AAS-CY0B0252	5860	23500	A2	584	A5	596	Ammo	Yes
		C503B-AAS-CZ0B0342	8200	23500	A3	587	A4	593	Ammo	Yes
		C503B-AAS-CA0B0342	12000	23500	A3	587	A4	593	Ammo	Yes
		C503B-AAN-CY0B0252	5860	23500	A2	584	A5	596	Ammo	No
		C503B-AAN-CZ0B0342	8200	23500	A3	587	A4	593	Ammo	No
		C503B-AAN-CA0B0342	12000	23500	A3	587	A4	593	Ammo	No
	23°	C503B-ABS-CW0Z0251	3000	12000	A2	584	A5	596	Bulk	Yes
		C503B-ABS-CX0Y0341	4180	8200	A3	587	A4	593	Bulk	Yes
		C503B-ABS-CY0Z0341	5860	12000	A3	587	A4	593	Bulk	Yes
		C503B-ABN-CW0Z0251	3000	12000	A2	584	A5	596	Bulk	No
		C503B-ABN-CX0Y0341	4180	8200	A3	587	A4	593	Bulk	No
		C503B-ABN-CY0Z0341	5860	12000	A3	587	A4	593	Bulk	No
		C503B-ABS-CW0Z0252	3000	12000	A2	584	A5	596	Ammo	Yes
		C503B-ABS-CX0Y0342	4180	8200	A3	587	A4	593	Ammo	Yes
		C503B-ABS-CY0Z0342	5860	12000	A3	587	A4	593	Ammo	Yes
		C503B-ABN-CW0Z0252	3000	12000	A2	584	A5	596	Ammo	No
C503B-ABN-CX0Y0342	4180	8200	A3	587	A4	593	Ammo	No		
C503B-ABN-CY0Z0342	5860	12000	A3	587	A4	593	Ammo	No		

Notes:

- The above kit numbers represent order codes that include multiple intensity-bin and color-bin codes. Only one intensity-bin code and one color-bin code will be shipped on each bulk. Single intensity-bin code and single color-bin codes will not be orderable.
- Please refer to the [HB LED Lamp Reliability Test Standards](#) document for reliability test conditions.
- Please refer to the [HB LED Lamp Soldering & Handling](#) document for information about how to use this LED product safely.

ORDER CODE TABLE

Color	Viewing Angle	Order Code	Luminous Intensity (mcd)		Dominant Wavelength				Package	Standoff
			Min.	Max.	Color Bin	Min.(nm)	Color Bin	Max.(nm)		
Amber	30°	C503B-ACS-CX0Z0251	4180	12000	A2	584	A5	596	Bulk	Yes
		C503B-ACS-CX0Z0341	4180	12000	A3	587	A4	593	Bulk	Yes
		C503B-ACS-CX0Y0251	4180	8200	A2	584	A5	596	Bulk	Yes
		C503B-ACS-CX0Y0341	4180	8200	A3	587	A4	593	Bulk	Yes
		C503B-ACS-CY0Z0251	5860	12000	A2	584	A5	596	Bulk	Yes
		C503B-ACS-CY0Z0341	5860	12000	A3	587	A4	593	Bulk	Yes
		C503B-ACN-CX0Z0251	4180	12000	A2	584	A5	596	Bulk	No
		C503B-ACN-CX0Z0341	4180	12000	A3	587	A4	593	Bulk	No
		C503B-ACN-CX0Y0251	4180	8200	A2	584	A5	596	Bulk	No
		C503B-ACN-CX0Y0341	4180	8200	A3	587	A4	593	Bulk	No
		C503B-ACN-CY0Z0251	5860	12000	A2	584	A5	596	Bulk	No
		C503B-ACN-CY0Z0341	5860	12000	A3	587	A4	593	Bulk	No
		C503B-ACS-CX0Z0252	4180	12000	A2	584	A5	596	Ammo	Yes
		C503B-ACS-CX0Z0342	4180	12000	A3	587	A4	593	Ammo	Yes
		C503B-ACS-CX0Y0252	4180	8200	A2	584	A5	596	Ammo	Yes
		C503B-ACS-CX0Y0342	4180	8200	A3	587	A4	593	Ammo	Yes
		C503B-ACS-CY0Z0252	5860	12000	A2	584	A5	596	Ammo	Yes
		C503B-ACS-CY0Z0342	5860	12000	A3	587	A4	593	Ammo	Yes
		C503B-ACN-CX0Z0252	4180	12000	A2	584	A5	596	Ammo	No
		C503B-ACN-CX0Z0342	4180	12000	A3	587	A4	593	Ammo	No
C503B-ACN-CX0Y0252	4180	8200	A2	584	A5	596	Ammo	No		
C503B-ACN-CX0Y0342	4180	8200	A3	587	A4	593	Ammo	No		
C503B-ACN-CY0Z0252	5860	12000	A2	584	A5	596	Ammo	No		
C503B-ACN-CY0Z0342	5860	12000	A3	587	A4	593	Ammo	No		

Notes:

- The above kit numbers represent order codes that include multiple intensity-bin and color-bin codes. Only one intensity-bin code and one color-bin code will be shipped on each bulk. Single intensity-bin code and single color-bin codes will not be orderable.
- Please refer to the [HB LED Lamp Reliability Test Standards](#) document for reliability test conditions.
- Please refer to the [HB LED Lamp Soldering & Handling](#) document for information about how to use this LED product safely.

GRAPHS

The data below are collected from statistical figures that do not necessarily correspond to the actual parameters of each single LED. Hence, these data will be changed without further notice.

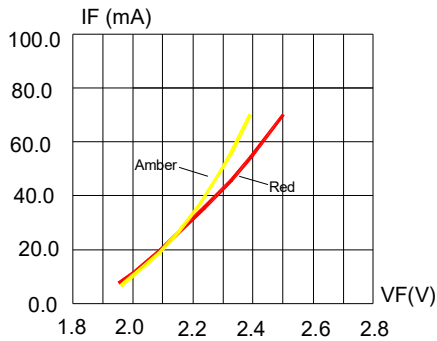


FIG.1 FORWARD CURRENT VS. FORWARD VOLTAGE.

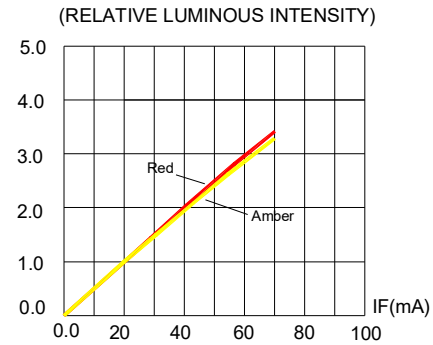


FIG.2 RELATIVE LUMINOUS INTENSITY VS. FORWARD CURRENT

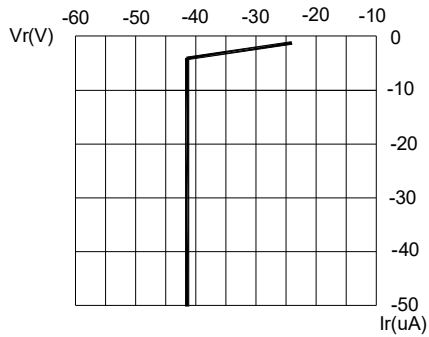


FIG.3 RED & AMBER REVERSE CURRENT VS. REVERSE VOLTAGE.

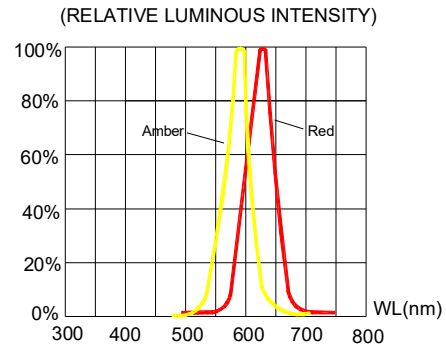


FIG.4 RELATIVE LUMINOUS INTENSITY VS. WAVELENGTH.

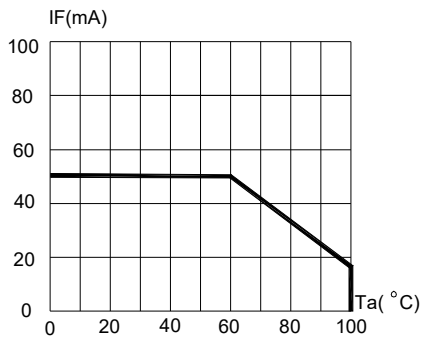
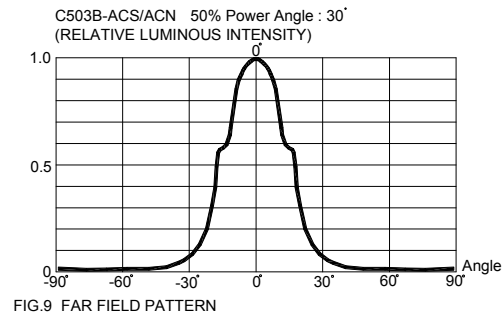
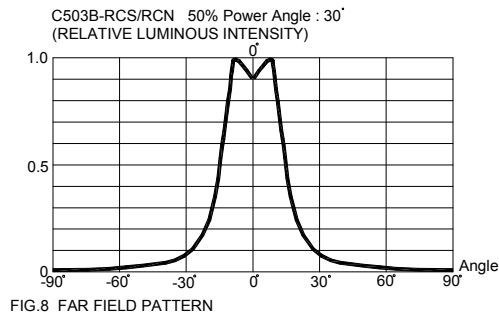
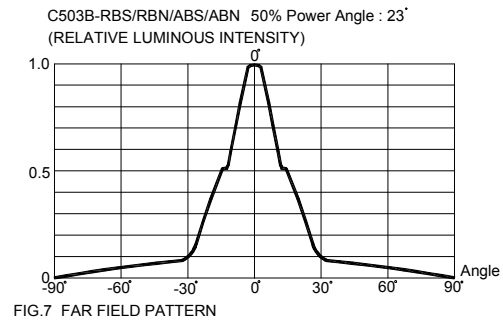
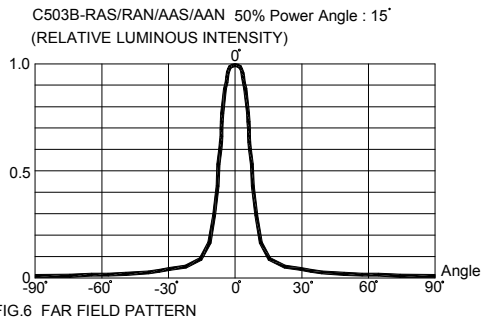


FIG.5 RED & AMBER MAXIMUM FORWARD DC CURRENT VS AMBIENT TEMPERATURE ($T_{jmax}=110^{\circ}C$)

GRAPHS

The data below are collected from statistical figures that do not necessarily correspond to the actual parameters of each single LED. Hence, these data will be changed without further notice.



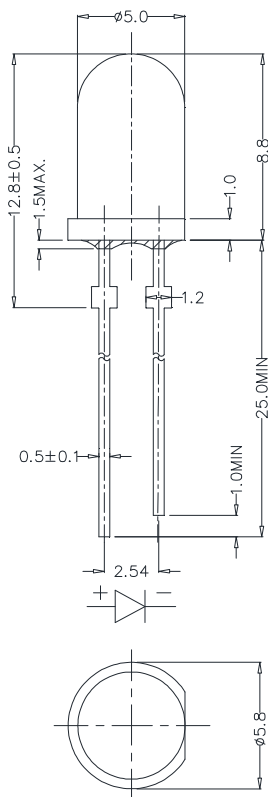
MECHANICAL DIMENSIONS

All dimensions are in mm. Tolerance is ± 0.25 mm unless otherwise noted.

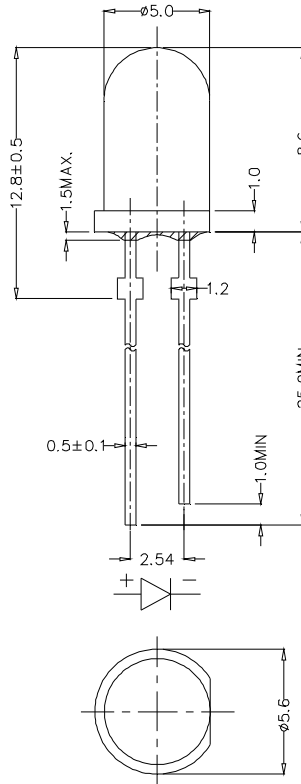
An epoxy meniscus may extend about 1.5 mm down the leads.

Burr around bottom of epoxy may be 0.5 mm max.

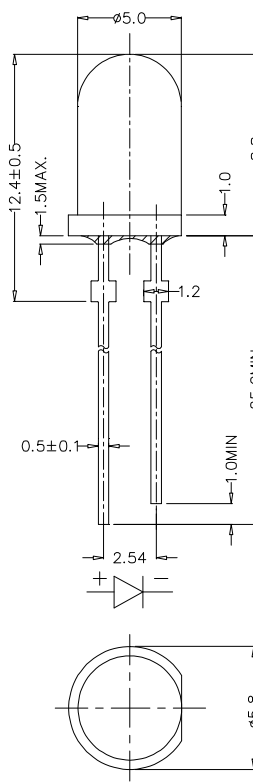
C503B-RAS/AAS:



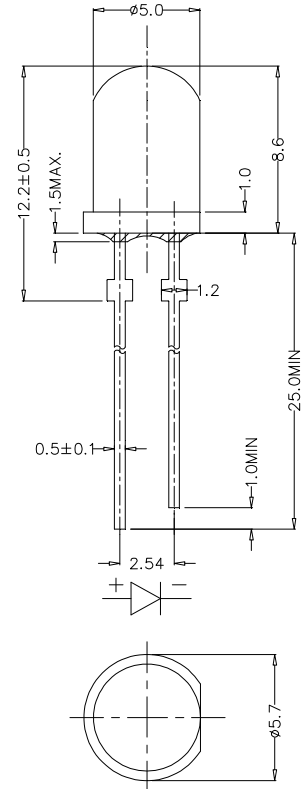
C503B-RBS/ABS:



C503B-RCS:



C503B-ACS:



NOTES

RoHS Compliance

The levels of RoHS restricted materials in this product are below the maximum concentration values (also referred to as the threshold limits) permitted for such substances, or are used in an exempted application, in accordance with EU Directive 2011/65/EC (RoHS2), as implemented January 2, 2013. RoHS Declarations for this product can be obtained from your Cree LED representative or from the [Product Ecology](#) section of the Cree LED website.

Vision Advisory

WARNING: Do not look at an exposed lamp in operation. Eye injury can result.

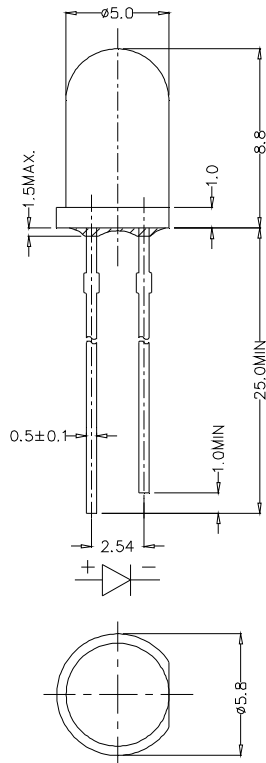
MECHANICAL DIMENSIONS

All dimensions are in mm. Tolerance is ± 0.25 mm unless otherwise noted.

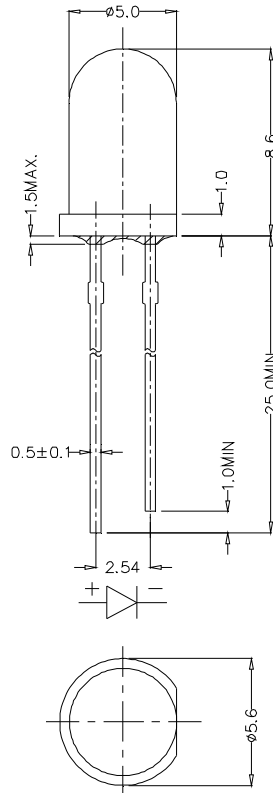
An epoxy meniscus may extend about 1.5 mm down the leads.

Burr around bottom of epoxy may be 0.5 mm max.

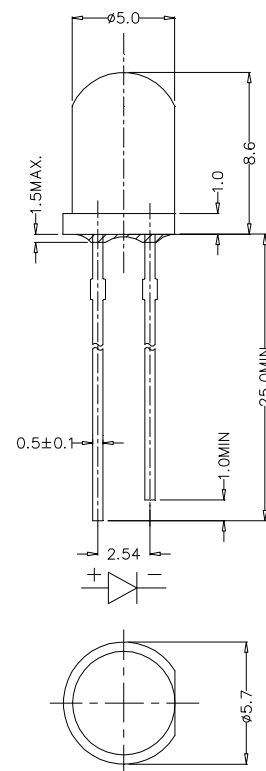
C503B-RAN/AAN/RCN:



C503B-RBN/ABN:



C503B-ACN:



NOTES

RoHS Compliance

The levels of RoHS restricted materials in this product are below the maximum concentration values (also referred to as the threshold limits) permitted for such substances, or are used in an exempted application, in accordance with EU Directive 2011/65/EC (RoHS2), as implemented January 2, 2013. RoHS Declarations for this product can be obtained from your Cree LED representative or from the [Product Ecology](#) section of the Cree LED website.

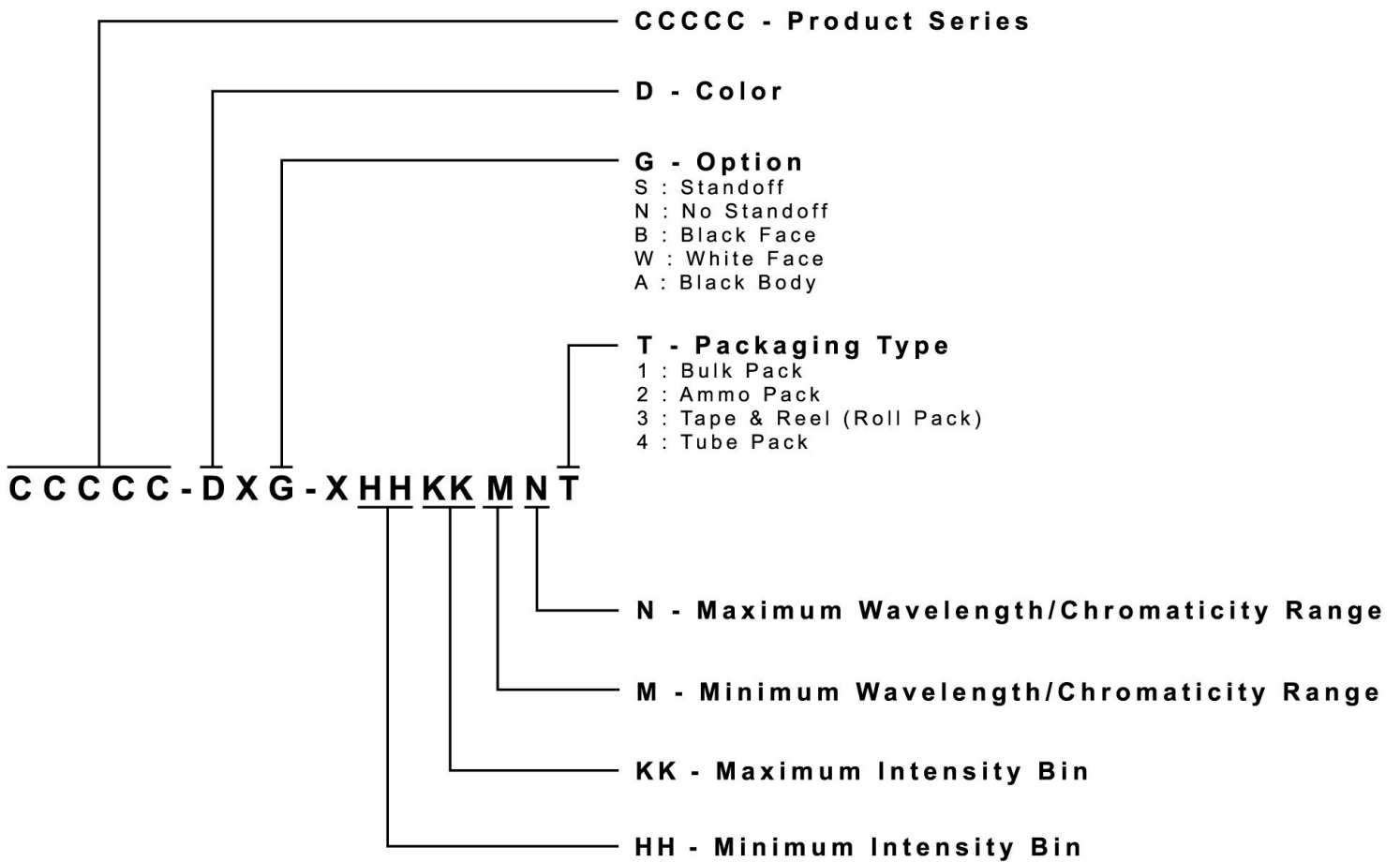
Vision Advisory

WARNING: Do not look at an exposed lamp in operation. Eye injury can result.

KIT NUMBER SYSTEM

Cree LED lamps are tested and sorted into performance bins. A bin is specified by ranges of color, forward voltage, and brightness. Sorted LEDs are packaged for shipping in various convenient options.

Cree LEDs are sold by order codes in combinations of bins called kits. Order codes are configured in the following manner:

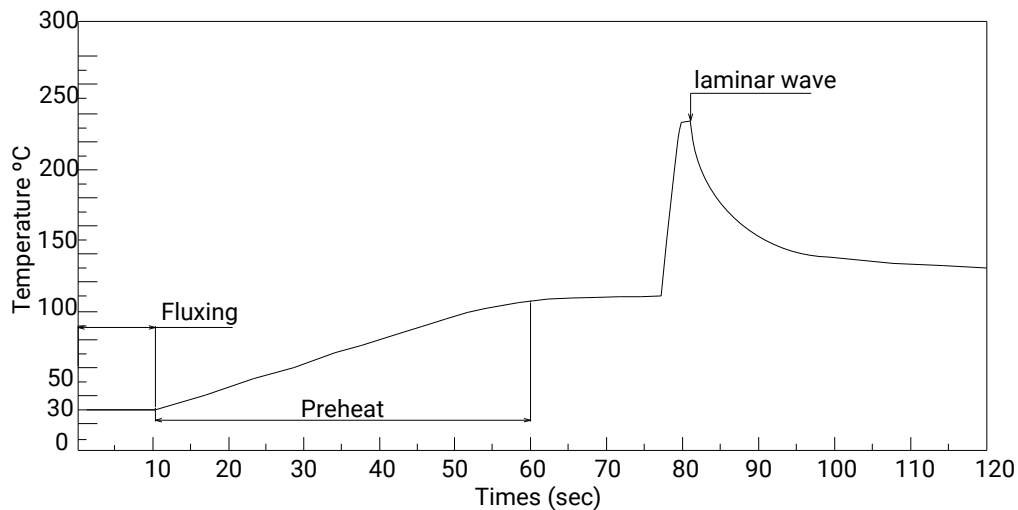


SOLDERING GUIDELINES

The LED soldering specification is shown below (suitable for both leaded solder & lead-free solder):

Manual Soldering		Solder Dipping	
Soldering iron	35 W max	Preheat	110 °C max
Temperature	300 °C max	Preheat time	60 seconds max
		Solder-bath temperature	260 °C Max
Soldering time	3 seconds max	Dipping time	5 seconds max
Position	Not less than 3 mm from the base of the package.	Position	Not less than 3 mm from the base of the package.

- Manual soldering onto the PCB is not recommended because soldering time is uncontrollable.
- The recommended wave soldering is as below:

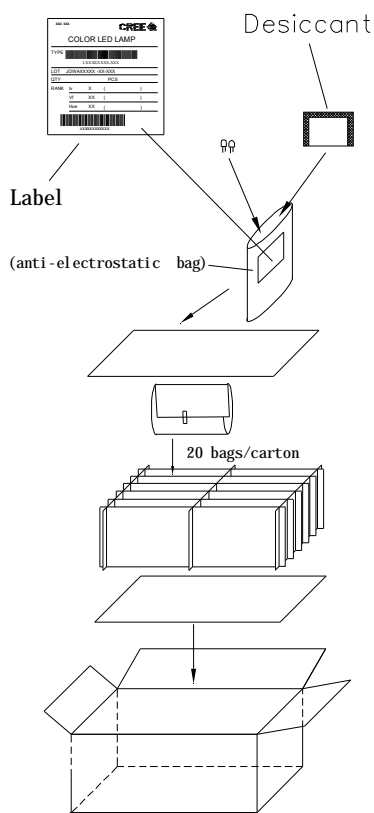


- Do not apply any stress to the LED package, particularly when heated.
- Only bottom preheat is suggested & should not preheat on top in order to reduce thermal stress experienced by the LEDs.
- The LEDs must not be re used once they have been extracted from PCB.
- After soldering the LEDs, the package should be protected from mechanical shock or vibration until the LEDs have reached 40 °C or below.
- Precautions must be taken as mechanical stress on the LEDs may be caused by PCB warpage or from the clinching and cutting of the LED leads.
- When it is necessary to clamp the LEDs during soldering, it is important to ensure no mechanical stress is exerted on the LEDs.
- Cut the LED lead at normal room temperature. Lead cutting at high temperature may cause failure of the LEDs.
- Please refer to the [HB LED Lamp Soldering & Handling](#) document for information about how to use this LED product safely.

PACKAGING

- The LEDs are packed in cardboard boxes after packaging in normal or anti-electrostatic bags.
- Cardboard boxes will be used to protect the LEDs from mechanical shock during transportation.
- The boxes are not water resistant, and they must be kept away from water and moisture.
- Max 500 pcs per bulk and Max 2500 pcs per ammo.

Bulk Pack Packaging Type:



Ammo Pack Packaging Type:

