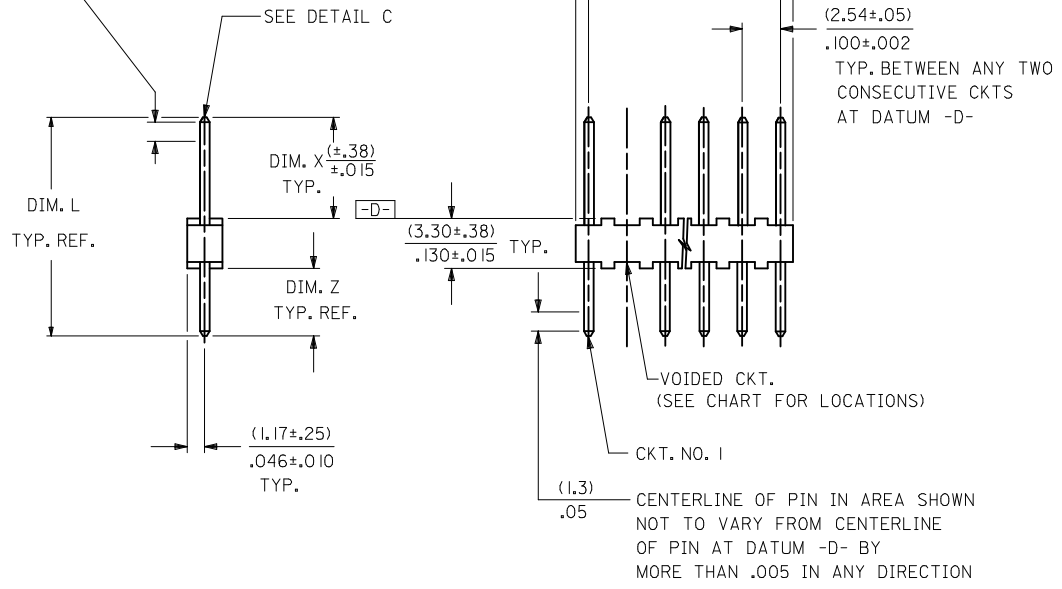
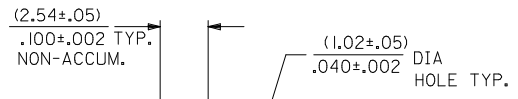


(1.3)
.05
CENTERLINE OF PIN IN AREA SHOWN
NOT TO VARY FROM CENTERLINE
OF PIN AT DATUM -D- BY
MORE THAN .008 IN ANY DIRECTION



CKTS. NO. OF	DIM. B	DIM. A
2	(2.54 ± .05) .100 ± .002	(4.83 ± .20) .190 ± .008
3	(5.08 ± .13) .200 ± .005	(7.37 ± .20) .290 ± .008
4	(7.62 ± .13) .300 ± .005	(9.91 ± .20) .390 ± .008
5	(10.16 ± .13) .400 ± .005	(12.45 ± .20) .490 ± .008
6	(12.70 ± .15) .500 ± .006	(14.99 ± .23) .590 ± .009
7	(15.24 ± .15) .600 ± .006	(17.53 ± .23) .690 ± .009
8	(17.78 ± .15) .700 ± .006	(20.07 ± .23) .790 ± .009
9	(20.32 ± .18) .800 ± .007	(22.61 ± .25) .890 ± .010
10	(22.86 ± .18) .900 ± .007	(25.15 ± .25) .990 ± .010
11	(25.40 ± .18) 1.000 ± .007	(27.69 ± .25) 1.090 ± .010
12	(27.94 ± .20) 1.100 ± .008	(30.23 ± .28) 1.190 ± .011
13	(30.48 ± .20) 1.200 ± .008	(32.77 ± .28) 1.290 ± .011
14	(33.02 ± .20) 1.300 ± .008	(35.31 ± .28) 1.390 ± .011
15	(35.56 ± .20) 1.400 ± .008	(37.85 ± .28) 1.490 ± .011
16	(38.10 ± .20) 1.500 ± .008	(40.39 ± .28) 1.590 ± .011



RECOMMENDED P.C. BOARD HOLE DIMENSIONS

LEGEND

A-4380-N * * * * *

NO. OF CKTS.

VERSION
LETTER CHANGES WHEN PIN
NO. OR PRESS DIM.
CHANGES.

PLATING CODE
PER SDES-88.


VOID LOCATION
NO VOID=SEE 4030 SERIES DWG.
WITH VOIDS=NO. CORRESPONDS TO
CKT. NO. VOIDED.
MULT. VOIDS=START WITH 51 AND ARE
ASSIGNED CONSECUTIVELY.

SECONDARY OPERATIONS	
CODE	PACKAGE
BLANK	BULK PER PK-4030-001

- NOTES:
- MATERIAL: NYLON, UL 94V-0. COLOR: WHITE
 - FINISH:
 - (197) OVERALL REFLOWED MATTE TIN: 0.00152/.000060 MIN. OVER 0.00127/.000050 MIN. NICKEL OVERALL.
 - (241) SELECT GOLD: 0.00051/.000020 MIN. SELECT TIN: 0.00254/.000100 MIN. OVERALL NICKEL UNDERPLATE: 0.00127/.000050 MIN.
 - PARTS CONFORM TO PRODUCT SPECIFICATION PS-10-07.
 - PACKAGING: SEE LEGEND
 - PINS MUST CONFORM TO SOLDERABILITY SPEC. SMES-152.
 - PIN PUSH OUT FORCE: 2 LBS. MIN.
 - PARTS ARE STACKABLE END TO END AND SIDE TO SIDE ON (2.54)/.100 CENTERS.
 - THIS PART CONFORMS TO CLASS B REQUIREMENTS OF COSMETIC SPECIFICATION PS-45499-002.
 - TEXT ON PART IS FOR REFERENCE ONLY. TEXT AND TEXT LOCATION MAY VARY DEPENDING ON PART NUMBER AND/OR TOOL.

NOTE 9 ADDED IEC NO: UCP2017-2793 DRAWINGS 2017/06/28 CHKD: 2017/07/28 APPR: SHWARG REV:	QUALITY SYMBOLS	GENERAL TOLERANCES (UNLESS SPECIFIED)	DIMENSION STYLE	SCALE	DESIGN UNITS	THIRD ANGLE PROJECTION
	▽=0	mm INCH	MM/IN	---	INCH	
	▽=0	4 PLACES ± --- ± ---	DRAWN BY DATE			TITLE
	▽=0	3 PLACES ± --- ±.010	SAMIEC 1984/09/07			KK HEADER (2.54)/.100 CENTERS 4030 WITH VOIDS
	2 PLACES ± 0.25 ±.014	CHECKED BY DATE				molex SDA-4380 SHEET NO. 1 OF 3
	1 PLACE ± 0.36 ± ---	DS 1984/09/07				
	0 PLACE ± ±	APPROVED BY DATE				
		KJA 1984/09/07				
		MATERIAL NO.				
		SEE CHART				
		ANGULAR ±1/2°				
		DRAFT WHERE APPLICABLE MUST REMAIN WITHIN DIMENSIONS				
			SIZE			
			C			

ENG. NO.	PIN NO.	DIM. L	DIM. X	DIM. Z	DIM. G	DIM. T
A-4380-NA197-*	42663-0302	(14.22) .560	(7.49) .295	(3.43) .135	N/A	OVERALL
A-4380-NA241-*	42663-0305	(14.22) .560	(7.49) .295	(3.43) .135	(3.56) .140	(3.43) .135
A-4380-NC197-*	42663-0562	(17.53) .690	(11.13) .438	(3.10) .122	N/A	OVERALL



CHANGE PIN EC NO: UCP2012-1821 DRWN: MSTR0H 2012/01/23 CHKD: HKIPPER 2012/01/23 APPR: FSMITH 2012/02/02	DESCRIPTION REV ZA	QUALITY SYMBOLS	GENERAL TOLERANCES (UNLESS SPECIFIED)	DIMENSION STYLE	SCALE	DESIGN UNITS	THIRD ANGLE PROJECTION	
		$\nabla = 0$ $\nabla = 0$ $\nabla = 0$	mm INCH 4 PLACES ± --- ± --- 3 PLACES ± --- ± --- 2 PLACES ± --- ± --- 1 PLACE ± --- ± ---	MM/IN	--- INCH	DRAWN BY DATE SAMIEC 1984/09/07 CHECKED BY DATE DS 1984/09/07 APPROVED BY DATE KJA 1984/09/07	TITLE KK HEADER (2.54)/.100 CENTERS 4030 WITH VOIDS	MOLEX INCORPORATED SDA-4380 SHEET NO. 2 OF 3
		ANGULAR ±1/2° DRAFT WHERE APPLICABLE MUST REMAIN WITHIN DIMENSIONS	SEE CHART THIS DRAWING CONTAINS INFORMATION THAT IS PROPRIETARY TO MOLEX INCORPORATED AND SHOULD NOT BE USED WITHOUT WRITTEN PERMISSION	MATERIAL NO. DOCUMENT NO.				

13 12 11 10 9 8 7 6 5 4 3 2 1

A-4380-NA197-*

PART NO.	ENG. NO.	VOID CKT.
22-04-2038	A-4380-3A197-2	2
22-04-2041	A-4380-4A197-2	2
22-04-2161	A-4380-16A197-2	2

A-4380-NA241-*

PART NO.	ENG. NO.	VOID CKT.
22-11-2031	A-4380-3A241-1	1
22-11-2061	A-4380-6A241-2	2
22-11-2071	A-4380-7A241-2	2
22-11-2081	A-4380-8A241-2	2

A-4380-NC197-*

PART NO.	ENG. NO.	VOID CKT.
22-04-2063	A-4380-6C197-2	2
22-04-2073	A-4380-7C197-2	2

PART NO.	ENG. NO.	VOID CKT.



SEE SHEET 1 DEC NO: UCP2015-3608 DRAWN: KIPPER 2015/03/04 CHKD: NGUYEN 2015/03/04 APPR: FSMITH 2015/03/10	QUALITY SYMBOLS	GENERAL TOLERANCES (UNLESS SPECIFIED)	DIMENSION STYLE	SCALE	DESIGN UNITS	THIRD ANGLE PROJECTION
	▽=0 ▽=0 ▽=0	mm INCH 4 PLACES ± --- ± --- 3 PLACES ± --- ± --- 2 PLACES ± --- ± --- 1 PLACE ± --- ± --- 0 PLACE ± ±	IN/MM	---	INCH	
	DESCRIPTION	ANGULAR ±1/2°	DRAWN BY DATE	TITLE		
	REV	DRAFT WHERE APPLICABLE MUST REMAIN WITHIN DIMENSIONS	KKS 1984/09/07 DS 1984/09/07	KK HEADER (2.54)/.100 CENTERS 4030 WITH VOIDS molex		
ZA3		MATERIAL NO.	DOCUMENT NO.	SHEET NO.		
		SEE CHART	SDA-4380	3 OF 3		
		THIS DRAWING CONTAINS INFORMATION THAT IS PROPRIETARY TO MOLEX INCORPORATED AND SHOULD NOT BE USED WITHOUT WRITTEN PERMISSION				

12 11 10 9 8 7 6 5 4 3 2 1

Mouser Electronics

Authorized Distributor

Click to View Pricing, Inventory, Delivery & Lifecycle Information:

Molex:

[22-04-2021](#) [22-04-2031](#) [22-04-2044](#) [22-04-2051](#) [22-04-2059](#) [22-04-2064](#) [22-04-2074](#) [22-04-2075](#) [22-04-2081](#)
[22-04-2082](#) [22-04-2083](#) [22-04-2084](#) [22-04-2085](#) [22-04-2091](#) [22-04-2092](#) [22-04-2094](#) [22-04-2101](#) [22-04-2102](#) [22-](#)
[04-2111](#) [22-04-2121](#) [22-04-2122](#) [22-04-2131](#) [22-04-2141](#) [22-04-2151](#) [22-04-2152](#) [22-04-2154](#) [22-04-2163](#) [22-04-](#)
[2171](#) [22-04-2174](#) [22-04-2177](#) [22-04-2178](#) [22-04-2181](#) [22-04-2191](#) [22-04-2206](#) [22-04-2211](#) [22-04-2231](#) [22-04-](#)
[2241](#) [22-04-2251](#) [22-04-2261](#) [22-04-2271](#) [22-11-2091](#) [22-11-2101](#) [22-11-2161](#) [22-11-2171](#) [22-22-2055](#) [22-24-](#)
[2152](#) [22-04-2073](#)