



(2.54 mm) .100"

# THROUGH-HOLE .025" SQ POST HEADER

**Board Mates:**

SSW, SSQ, SSM, ESW, ESQ, BCS, BSW, CES, SLW

**Cable Mates:**

IDSD, IDSS

**SPECIFICATIONS**

For complete specifications see [www.samtec.com?TSW](http://www.samtec.com?TSW) or [www.samtec.com?HTSW](http://www.samtec.com?HTSW)

**Insulator Material:**

TSW: PBT

HTSW: Natural LCP

**Terminal Material:**

Phosphor Bronze

**Plating:**

Au or Sn over 50 μ" (1.27 μm) Ni

**Operating Temp Range:**

-55 °C to +125 °C with Gold

-55 °C to +105 °C with Tin

**Voltage Rating:**

550 VAC mated with SSW;

500 VAC mated with BCS or ESQ;

450 VAC -RA/-RE mated with BCS or SSM

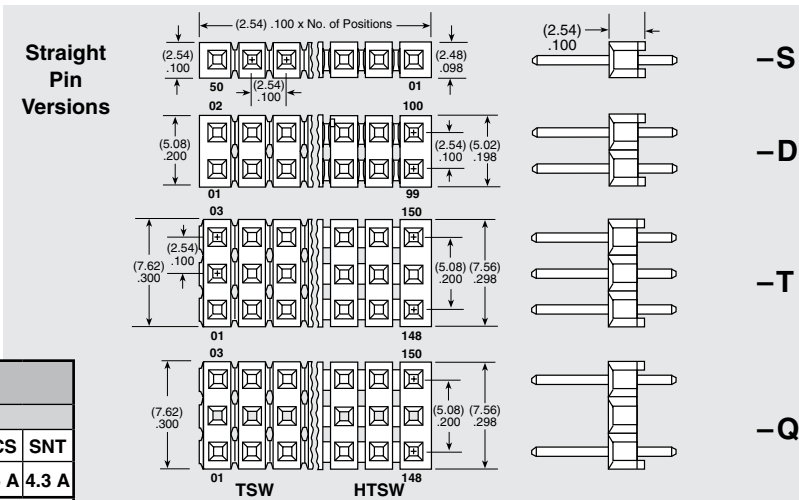
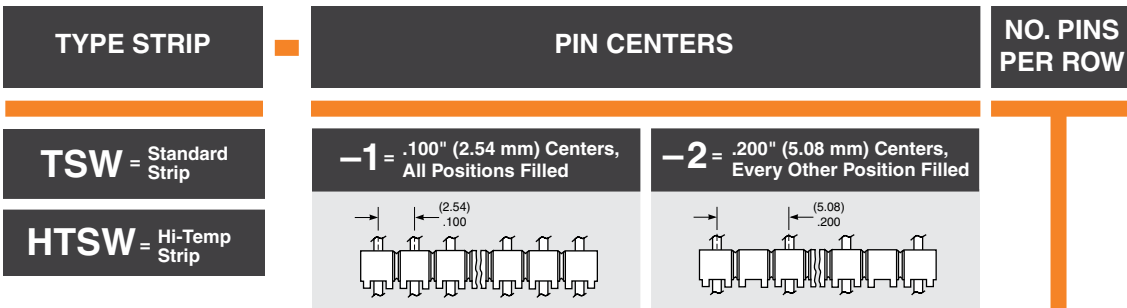
400 VAC mated with CES

**RoHS Compliant:** Yes

**Lead-Free Solderable:**

HTSW: Yes

TSW: No, Lead Wave Only



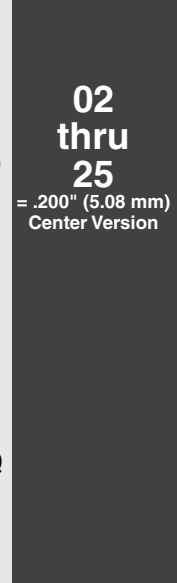
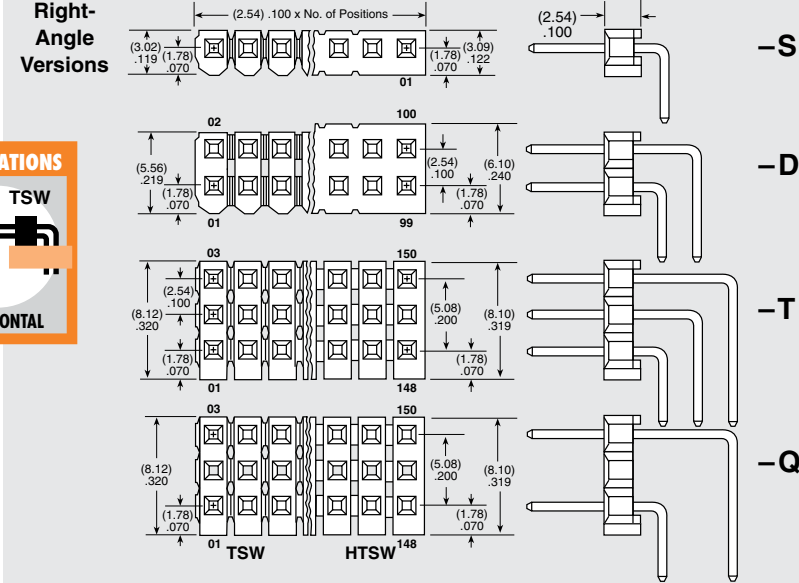

CURRENT RATING (PER PIN)						
TSW mated with						
ESW	SSW	SLW	SSQ	SSM	BCS	SNT
5.2 A	5.7 A	5.2 A	6.3 A	5.2 A	4.6 A	4.3 A

2 POSITIONS POWERED

01 thru 50  
= .100" (2.54 mm)  
Center Version

**RECOGNITIONS**

For complete scope of recognitions see [www.samtec.com/quality](http://www.samtec.com/quality)



**ALSO AVAILABLE (MOQ Required)**

- Other platings

**Note:** Some lengths, styles and options are non-standard, non-returnable.


Due to technical progress, all designs, specifications and components are subject to change without notice.

[WWW.SAMTEC.COM](http://WWW.SAMTEC.COM)



All parts within this catalog are built to Samtec's specifications.

Customer specific requirements must be approved by Samtec and identified in a Samtec customer-specific drawing to apply.

TSW-109-10-F-D-RA



TSW-112-07-F-T



HTSW-120-13-T-D



TSW-114-16-G-S-RE

**TSW, HTSW SERIES**

**LEAD STYLE**

**PLATING OPTION**

**ROW OPTION**

**OTHER OPTIONS**

**-F**

= Gold flash on post, Matte Tin on tail

**-L**

= 10 μ" (0.25 μm) Gold on post, Matte Tin on tail

**-G**

= 10 μ" (0.25 μm) Gold on post, Gold flash on balance

**-T**

= Matte Tin

**-S**

= Single Row

**-D**

= Double Row

**-T**

= Triple Row

**-Q**

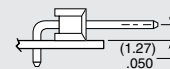
= Double Row (5.08 mm) .200" row space

**-RA or -RE**

= Right-angle

**-NA**

= Right-angle (using straight body for coplanar mating with SSW-RA series)



(1.27) .050

**-LL**

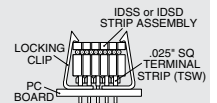
= Locking Lead



Two leads per strip crimped in opposite directions on or near centerline. See charts for available styles. N/A with single row 1 or 2 positions. Recommended hole size (1.02 mm ± 0.03 mm) .040" ± .001"

**-LC**

= Locking Clip (Styles -08 thru -13 & -22 only)



IDSS or IDSD STRIP ASSEMBLY  
LOCKING CLIP  
PC BOARD  
.025" SQ TERMINAL STRIP (TSW)  
Requires 4 pin minimum (NA with -T, -Q, -RA or -RE)

**-LA**

= -RA Option with -LL Option

**-"XXX"**

= Polarized Position

**OTHER SOLUTIONS**

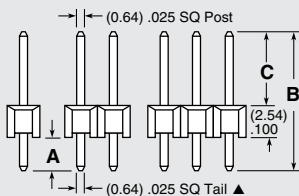
- Elevated Right-angle option
- Shunts

**Straight Pin Versions**

(Specify "LEAD STYLE" from chart)

STYLE	A	B	C
* -05	(3.30) .130	(8.51) .335	(2.67) .105
* -06	(2.41) .095	(7.62) .300	(2.67) .105
* -07	(2.54) .100	(10.92) .430	
* -08	(5.08) .200	(13.46) .530	
* -09	(10.16) .400	(18.54) .730	(5.84) .230
* -10	(12.70) .500	(21.08) .830	
* -11	(15.24) .600	(23.62) .930	
* -12	(17.78) .700	(26.16) .1.030	
* -13	(22.86) .900	(31.24) .1.230	
* -14	(2.79) .110	(13.46) .530	(8.13) .320
* -15		(18.54) .730	(13.21) .520
* -16	(7.87) .310		(8.13) .320
* -17	(2.79) .110	(21.08) .830	(15.74) .620

\* Available with -LL (Locking Lead) Option



Specify -07 for best mate with IDXX Series IDC Cable

STYLE	A	B	C
* -18		(23.62) .930	(18.29) .720
* -19	(2.79) .110	(26.16) .1.030	(20.83) .820
* -20		(31.24) .1.230	(25.91) .1.020
* -21		(36.32) .1.430	(30.99) .1.220
* -22	(7.62) .300	(16.00) .630	(5.84) .230
* -23	(2.92) .115	(11.30) .445	
* -24		(12.15) .490	(6.73) .265
* -25	(5.33) .210	(16.00) .630	(8.13) .320
* -26	(3.20) .126	(11.58) .456	
* -27	(25.40) .1.000	(33.78) .1.330	(5.84) .230
* -28	(20.32) .800	(28.70) .1.130	
* -29	(23.11) .910	(33.78) .1.330	(8.13) .320
* -30	(18.03) .710	(28.70) .1.130	
* -41	(0.89) .035	(9.27) .365	(5.84) .230
* -42	(1.27) .050	(11.94) .470	(8.13) .320

+ Style -41 & -42 available with HTSW only.

▲ Except: Style -26 (0.46) .018 DIA Tail

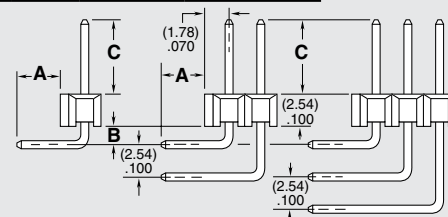
**Right-Angle Versions**

(Specify "LEAD STYLE" from chart and select -RA or -RE from other options)

-RA LEAD STYLE	SINGLE (-S)		DOUBLE (-D)	TRIPLE (-T & -Q)
	A	C	A	A
* -08	(2.29) .090		(2.29) .090	(2.29) .090
* -09	(7.37) .290		(7.37) .290	(7.37) .290
* -10	(9.91) .390	(5.84) .230	(9.91) .390	(9.91) .390
* -11	(12.45) .490		(12.45) .490	(12.45) .490
* -12	(14.99) .590		(14.99) .590	(14.99) .590
* -13	(20.07) .790			N/A
* -16	(5.08) .200	(8.13) .320	(5.08) .200	(5.08) .200
* -21	(25.15) .990	(5.84) .230	N/A	N/A
* -22	(4.83) .190		(4.83) .190	(4.83) .190
* -25	(2.54) .100	(8.13) .320	(2.54) .100	(2.54) .100
* -27	(22.61) .890	(5.84) .230	N/A	
* -28	(17.53) .690		(17.53) .690	
* -29	(20.32) .800	(8.13) .320	N/A	N/A
* -30	(15.24) .600		(15.24) .600	

-RE LEAD STYLE	SINGLE A	C
* -09	(4.83) .190	
* -10	(7.37) .290	
* -11	(9.91) .390	(5.84) .230
* -12	(12.45) .490	
* -13	(17.53) .690	
* -16	(2.54) .100	(8.13) .320
* -21	(22.61) .890	
* -22	(2.29) .090	(5.84) .230
* -27	(20.07) .790	
* -28	(14.99) .590	

\* Available with -LA (Locking Lead) Option



LEAD STYLE	B
-RA	(1.52) .060
-RE	(4.06) .160

Due to technical progress, all designs, specifications and components are subject to change without notice.

[WWW.SAMTEC.COM](http://WWW.SAMTEC.COM)

All parts within this catalog are built to Samtec's specifications. Customer specific requirements must be approved by Samtec and identified in a Samtec customer-specific drawing to apply.

# Mouser Electronics

Authorized Distributor

Click to View Pricing, Inventory, Delivery & Lifecycle Information:

## Samtec:

[TSW-108-16-S-Q-RA](#) [TSW-108-17-S-D](#) [TSW-108-18-G-D](#) [TSW-108-18-L-S](#) [TSW-108-20-F-D-LL](#) [TSW-108-20-G-D-LL](#) [TSW-108-20-S-D](#) [TSW-108-20-S-S](#) [TSW-108-21-L-S](#) [TSW-108-22-H-S](#) [TSW-108-23-H-D](#) [TSW-108-23-S-D-014](#) [TSW-108-23-S-D-LL-014](#) [TSW-108-24-S-S](#) [TSW-108-25-H-S-RA-005](#) [TSW-108-25-L-S-RA-008](#) [TSW-108-26-L-D-001](#) [TSW-108-26-S-S](#) [TSW-123-07-T-T](#) [TSW-123-08-S-S-RA](#) [TSW-123-08-S-T](#) [TSW-123-08-T-D-RA](#) [TSW-123-08-T-S](#) [TSW-123-10-G-S-RE](#) [TSW-123-10-L-S-RA](#) [TSW-123-11-T-D](#) [TSW-123-14-T-S](#) [TSW-123-15-G-S](#) [TSW-123-20-G-D](#) [TSW-124-06-T-D](#) [TSW-124-07-F-D](#) [TSW-124-07-S-T-LL](#) [TSW-124-08-T-T-RA](#) [TSW-124-15-L-D](#) [TSW-124-21-S-D](#) [TSW-124-21-T-S](#) [TSW-124-22-G-D](#) [TSW-124-22-G-D-RA](#) [TSW-124-23-S-S](#) [TSW-125-05-G-S](#) [TSW-125-05-L-S](#) [TSW-125-07-F-T](#) [TSW-125-07-S-S-LL](#) [TSW-125-07-T-D-LL](#) [TSW-125-08-G-S-LC-013](#) [TSW-125-08-L-T](#) [TSW-121-09-G-D](#) [TSW-130-09-S-S](#) [TSW-132-09-F-T-RA](#) [TSW-133-08-T-S-RA](#) [TSW-134-08-TM-S-RA](#) [TSW-135-19-L-D](#) [TSW-135-22-F-S-RA](#) [TSW-136-18-G-T](#) [TSW-138-16-T-Q-RA](#) [TSW-140-08-F-T-RA](#) [TSW-140-09-F-T-RA](#) [TSW-140-25-G-S](#) [TSW-142-05-G-S](#) [TSW-145-09-G-D-RA](#) [TSW-148-08-S-S-RA](#) [TSW-148-12-T-S](#) [TSW-149-07-S-T](#) [TSW-149-09-G-S-RA](#) [TSW-149-15-L-S](#) [TSW-150-08-L-D-LL](#) [TSW-150-17-L-D-LL](#) [TSW-150-26-H-D](#) [TSW-150-30-F-D](#) [TSW-202-05-F-Q](#) [TSW-202-08-L-Q](#) [TSW-202-08-TM-Q-RA](#) [TSW-202-10-G-S-RA](#) [TSW-202-25-S-D-RA](#) [TSW-145-07-T-D-LL](#) [TSW-145-11-F-D](#) [TSW-148-10-T-S-RA](#) [TSW-148-25-G-D](#) [TSW-150-13-T-D-RA](#) [TSW-150-16-L-D-RA](#) [TSW-150-23-G-Q](#) [TSW-150-26-H-T](#) [TSW-150-29-S-S](#) [TSW-202-08-S-D-RA](#) [TSW-202-16-F-S-RA](#) [TSW-202-24-T-Q](#) [TSW-202-26-F-S](#) [TSW-203-08-F-Q](#) [TSW-203-17-L-S](#) [TSW-203-25-F-S-RA](#) [TSW-204-07-L-T](#) [TSW-204-10-T-S-RE](#) [TSW-204-13-L-S](#) [TSW-204-14-F-S-LL](#) [TSW-204-18-F-D](#) [TSW-204-20-T-S](#) [TSW-204-23-F-S](#) [TSW-205-14-F-S](#) [TSW-205-26-G-Q](#) [TSW-206-12-G-D](#)