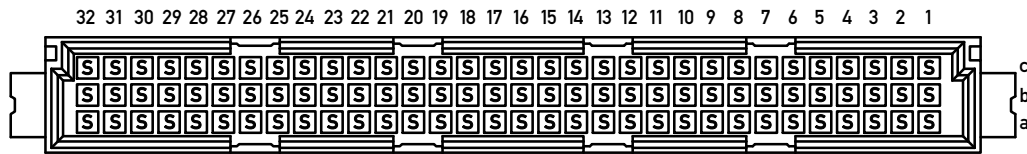
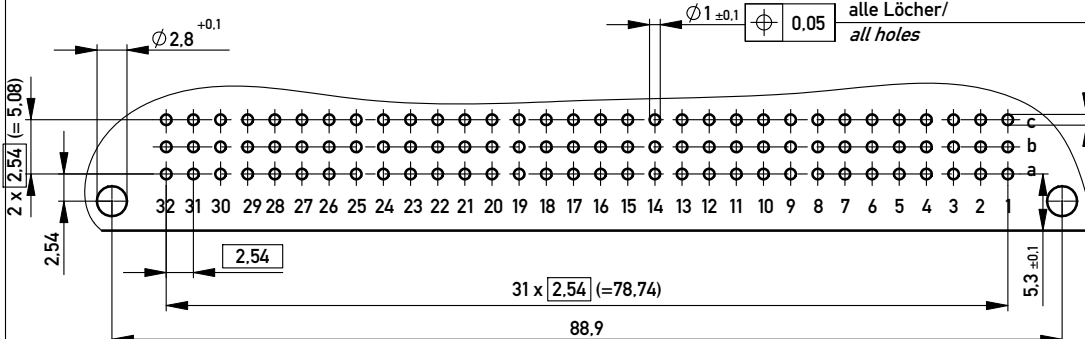


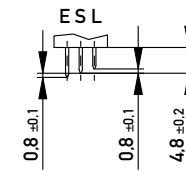
Bestückungsplan / contact layout



Leiterplatten-Lochbild / PCB drillhole pattern



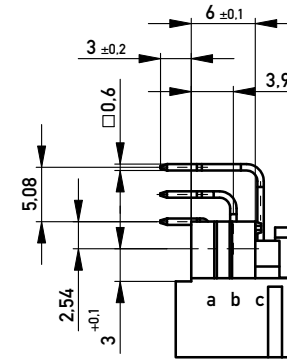
Stecklänge / mating length



E = early mate, late break / voreilend

S = standard

L = late mate, early break / nacheilend



THR / through hole reflow

Isolierwerkstoff / housing material : PA46 GF 30

Bauart 4 / type 4

Anforderungsstufe 2 = 400 Steckzyklen / performance class 2 = 400 mating cycles

Fehlende Maße und Angaben nach IEC 60 603-2 / DIN EN 60 603-2

Missing information and dimensions per IEC 60 603-2 / DIN EN 60 603-2

Bedruckung siehe Zeichnung 294905

Marking see drawing 294905

Copyright by ERNI GmbH.
Proprietary notice pursuant to ISO 16016 to be observed.

Information:		Tolerances		Scale	2:1
All rights reserved. Only for Information. To ensure that this is the latest version of this drawing, please contact one of the ERNI companies before using.		All Dimensions in mm		Designation	
Subject to modification without prior notice. Drawing will not be updated.				Messerteile C 96 THR Male Connector C96 THR	
-	20.07.2009	www.ERNI.com		384063	
Index	Date	Class		STVC	
				I A3	