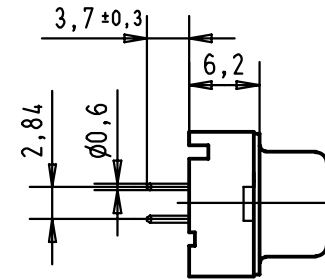
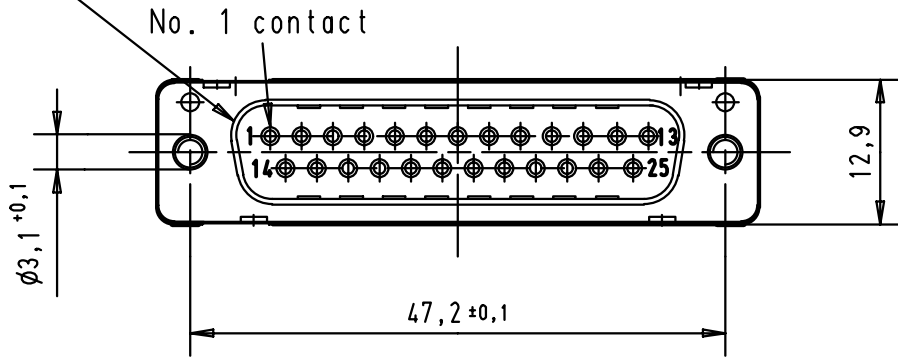
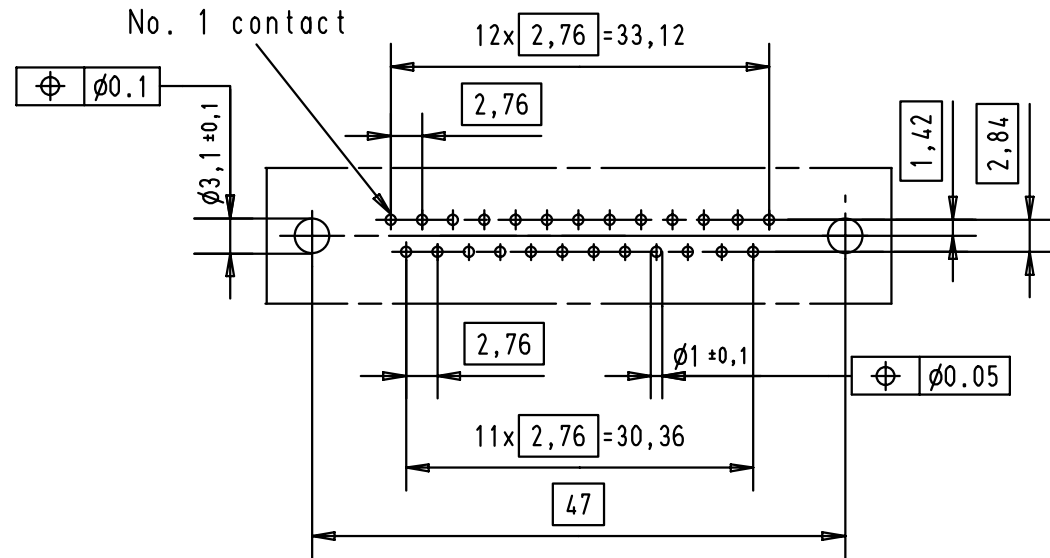
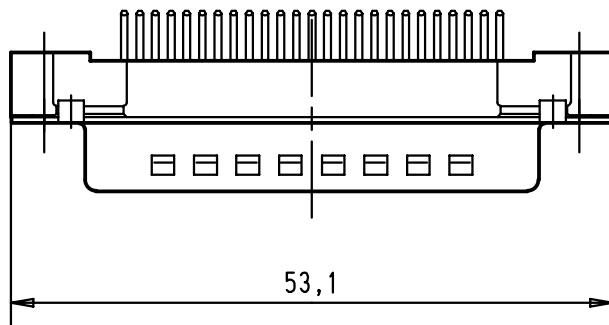


5 4 3 2 1

Mating face according to MIL-C-24308 / DIN 41 652 / CECC 75301-802



Printed board layout  
View component side  
(PCB plating = Tin)



A

|                |            |                   |       |          |      |                               |          |    |  |   |                            |
|----------------|------------|-------------------|-------|----------|------|-------------------------------|----------|----|--|---|----------------------------|
| 09 66 321 6701 | M3         | 2                 |       |          |      |                               |          |    | <p>All Dim. in mm<br/>Orig. Size DIN A 4</p> | D-Sub male straight 25 poles<br>with solder pins and nuts | Maßstab/<br>Scale<br>1,5:1 |
| 09 66 321 7701 | M3         | 3                 |       |          |      | Detail.                       | 8-NOV-01 | JB |  |   |                            |
| 09 66 321 5701 | M3         | 0,76 µm Au        |       |          |      | Insp.                         |          |    |  |   |                            |
| 09 66 321 6702 | 4-40 UNC   | 2                 |       |          |      | Stand.                        |          |    |  |   |                            |
| 09 66 321 7702 | 4-40 UNC   | 3                 |       |          |      | HARTING EURL<br>F-95972 Paris |          |    |  | TB 09 66 321 X70X   | Blatt/ Page<br>1           |
| 09 66 321 5702 | 4-40 UNC   | 0,76 µm Au        | 29737 | 8-NOV-01 | JB   | Sub.                          |          |    |  |   |                            |
| Part number    | nut thread | Performance level | Mod.  | Dat.     | Name |                               |          |    |  |   |                            |

# Mouser Electronics

Authorized Distributor

Click to View Pricing, Inventory, Delivery & Lifecycle Information:

[HARTING:](#)

[09663216702](#) [09663217701](#) [09663216701](#) [09663217702](#)