

**M12-Round-Plug Connector, Double-Ended Cordsets, According to IEC 61076-2-101**

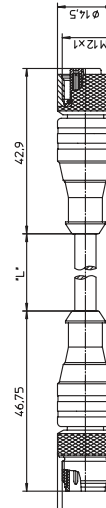
RST -RKT | RST-RKWT



**3-, 4-, 5-, and 8-Poles**

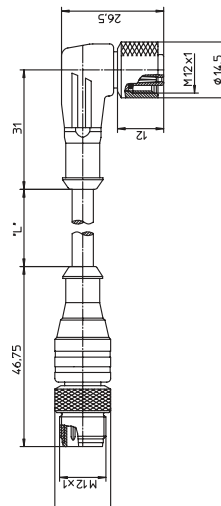
Actuator/sensor cordset, double-ended, M12, 3-, 4-, 5-, and 8-poles, male straight to female straight connector with self-locking thread and molded cable, IEC color code.

RST-RKT



Actuator/sensor cordset, double-ended, M12, 3-, 4-, 5-, and 8-poles, male straight to female 90° connector with self-locking thread and molded cable, IEC color code.

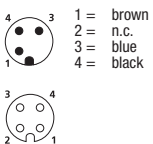
RST-RKWT



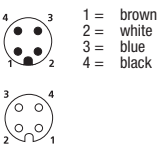
**Pin Assignments**

M12 - Male

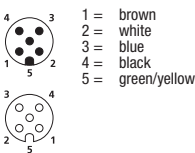
**3 poles**



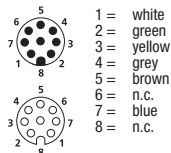
**4 poles**



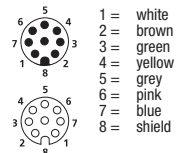
**5 poles**



**6 poles**



**8 poles**





# Be Certain with Belden

## M12-Round-Plug Connector, Double-Ended Cordsets, According to IEC 61076-2-101 RST-RKT | RST-RKWT

### Technical Data

#### Environmental

Degree of protection IP 67 / NEMA 6P  
Operating temperature range -25°C (-13°F) / +80°C (+176°F)

#### Mechanical

Housing / Molded body TPU  
Insert TPU  
Contact RST: CuSn, pre-nickeled and 0.8 microns gold-plated  
RKT / RKWT: CuSn, pre-nickeled and 0.3 microns gold-plated  
Coupling nut CuZn, nickel-plated  
O-ring FKM (only RKT / RKWT)

#### Electrical

Contact resistance ≤ 5 mΩ  
Nominal current at 40°C 3-5 poles 4 A  
6-8 poles 2 A  
Nominal voltage 3-4 poles 240 V  
5 poles 60 V, 6-8 poles 30 V  
Rated voltage 3-4 poles 250 V  
5 poles 63 V, 6-8 poles 36 V  
Test voltage 3-4 poles 2.0 kV eff. / 60 s  
5-8 poles 1.5 kV eff. / 60 s  
Insulation resistance > 10<sup>9</sup> Ω  
Pollution degree 3

### Cable Specifications

Cable No.	Outer Jacket	Conductor Size	Jacket Color	OD
224	PUR, halogen-free	3 x 0.34 mm <sup>2</sup>	Black	.169" (4.3 mm)
225	PUR, halogen-free	4 x 0.34 mm <sup>2</sup>	Black	.185" (4.7 mm)
228	PUR, halogen-free	5 x 0.50 mm <sup>2</sup>	Black	.213" (5.4 mm)
251	PUR, halogen-free welding spark proof	4 x 0.34 mm <sup>2</sup>	Orange	.185" (4.7 mm)
259	PUR, halogen-free welding spark proof	5 x 0.50 mm <sup>2</sup>	Orange	.217" (5.5 mm)
268	PUR, halogen-free welding spark proof	6 x 0.34 mm <sup>2</sup>	Orange	.236" (6.0 mm)
282	PUR, halogen-free	7 x 0.25 mm <sup>2</sup>	Black	.236" (6.0 mm)
337	PUR, halogen-free	6 x 0.34 mm <sup>2</sup>	Black	.236" (6.0 mm)

Part Number	Pins	Outer Jacket	Standard Cable Lengths	Characteristics
RST 3-RKT 4-3-224/...M RST 3-RKWT 4-3-224/...M	3	PUR, halogen-free	0.3 M / 0.6 M / 1 M / 1.5 M / 2 M / 5 M	
RST 4-RKT 4-225/...M RST 4-RKWT 4-225/...M	4	PUR, halogen-free	0.3 M / 0.6 M / 1 M / 1.5 M / 2 M / 5 M	
RST 4-RKT 4-251/...M		PUR, halogen-free, weld spark proof	0.3 M / 0.6 M / 1 M / 1.5 M / 2 M / 5 M	
RST 5-RKT 5-228/...M	5	PUR, halogen-free	0.3 M / 0.6 M / 1 M / 1.5 M / 2 M / 5 M	
RST 5-RKT 5-259/...M		PUR, halogen-free, weld spark proof	0.3 M / 0.6 M / 1 M / 1.5 M / 2 M / 5 M	
RST 8-RKT 8-6-268/...M RST 8-RKWT 8-6-268/...M	6	PUR, halogen-free, weld spark proof	2 M / 5 M / 10 M	
RST 8-RKT 8-6-337/...M RST 8-RKWT 8-6-337/...M		PUR, halogen-free	2 M / 5 M / 10 M	
RST 8-RKT 8-282/...M RST 8-RKWT 8-282/...M	8	PUR, halogen-free	0.3 M / 0.6 M / 1 M / 1.5 M / 2 M / 5 M	