

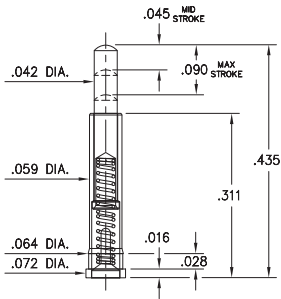
SPRING-LOADED PINS

DISCRETE SPRING-LOADED CONTACTS

0937

0937-0-15-20-77-14-11-0

Long stroke, Surface mount

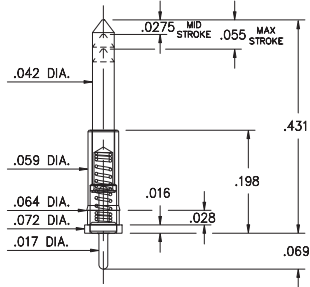


0978

0978-0-15-20-75-14-11-0

Standard stroke

Solder mount in .020 min. mounting hole

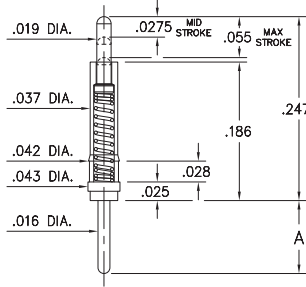


0985

0985-X-15-20-71-14-11-0

Standard stroke

Solder mount in .019 min. mounting hole



| Basic Part Number | Length A |
|-------------------|----------|
| 0985-0 | .103 |
| 0985-1 | .150 |
| 0985-2 | .190 |

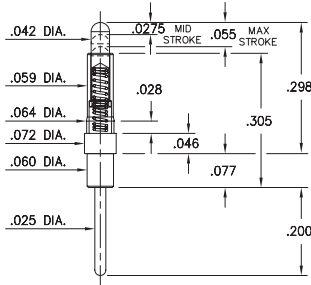
** Durability: Up to 100,000 cycles

0922

0922-0-15-20-7X-14-11-0

Standard stroke

Solder mount in .029 min. mounting hole

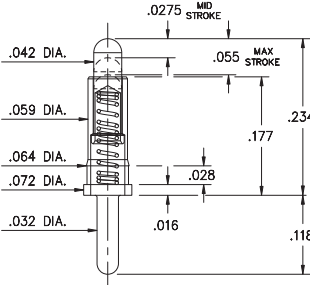


0956

0956-0-15-20-7X-14-11-0

Standard stroke

Solder mount in .035 min. mounting hole

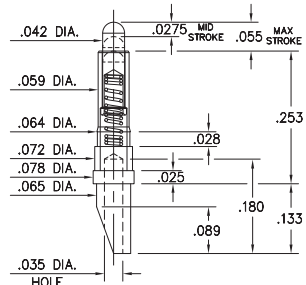


0933

0933-0-15-20-7X-14-11-0

Standard stroke, Soldercup

Accepts wire sizes up to 20 AWG

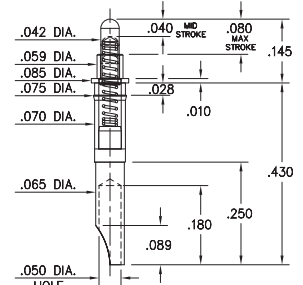


0973

0973-0-15-20-77-14-11-0

Long stroke, Soldercup

Accepts wire sizes up to 20 AWG

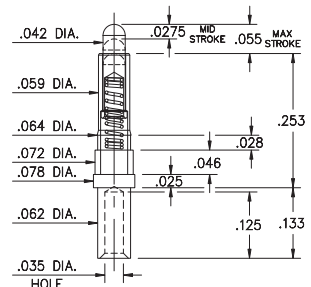


0962

0962-0-15-20-7X-14-11-0

Standard stroke, Wire crimp termination

for wire sizes 24 AWG Max. / 28 AWG Min.

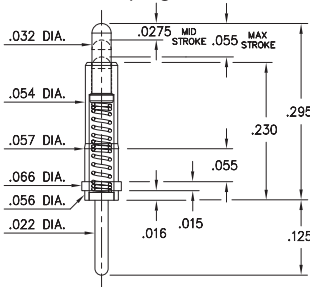


7911

7911-0-15-20-86-14-11-0

Standard stroke, suitable for 2mm spacing

* Stainless steel spring

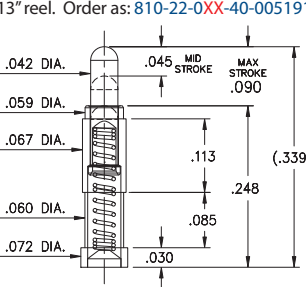


7966-0

7966-0-15-20-77-14-11-0

Long stroke, Surface mount. Also available

in HSMT connector series: 1,450 parts per 13" reel. Order as: 810-22-0XX-40-005191

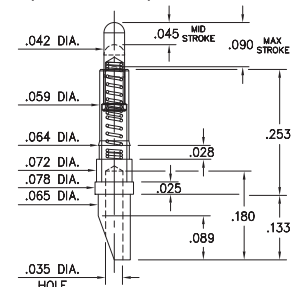


0947

0947-0-15-20-77-14-11-0

Long stroke, Soldercup

Accepts wire sizes up to 24 AWG



Material Specifications:

Sleeve & Plunger Material: Copper Alloy

Spring Material: BeCu or Stainless Steel 302 *

Sleeve & Plunger Finish: 20 μ" Gold over Nickel

Spring Finish: 10 μ" Gold over Nickel

Dimensions: Inches

Tolerances On: Lengths: ± .006

Diameters: ± .002

Angles: ± 2°



Mechanical & Electrical Specifications:

Durability: Up to 1,000,000 cycles **

Current Rating: 2A continuous, 3A peak

Contact Resistance: 20 mΩ max.

Environmental Specifications:

Operating temperature range:

-55/+125° C (discontinuous)

71, 75, 77, 86 Springs are not interchangeable

Order Code: X9XX - X - 15 - 20 - XX - 14 - 11 - 0

Spring Number

| Spring Number | Mid. Stroke | Max. Stroke | Force @ Mid. Stroke | Initial Force (Pre-Load) |
|---------------|-------------|-------------|---------------------|--------------------------|
| 71 | .0275 | .055 | 60 g | 15 g |
| 75 | .0275 | .055 | 60 g | 25 g |
| 77 | .045 | .090 | 60 g | 25 g |
| * 86 | .0275 | .055 | 60 g | 25 g |



Mouser Electronics

Authorized Distributor

Click to View Pricing, Inventory, Delivery & Lifecycle Information:

[Mill-Max:](#)

[7911-0-15-20-86-14-11-0](#) [0947-0-15-20-77-14-11-0](#)