

Printed-circuit board connector - FMC 1,5/ 4-STF-3,5 - 1966114

Please be informed that the data shown in this PDF Document is generated from our Online Catalog. Please find the complete data in the user's documentation. Our General Terms of Use for Downloads are valid (<http://phoenixcontact.com/download>)

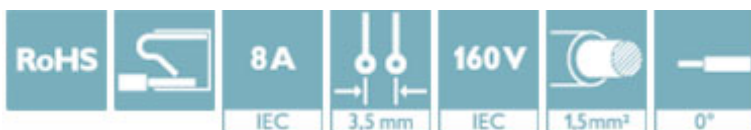
Plug component, nominal current: 8 A, rated voltage (III/2): 160 V, number of positions: 4, pitch: 3.5 mm, connection method: Push-in spring connection, Color: green, contact surface: Tin



The figure shows a 10-position version of the product

Why buy this product

- Time saving push-in connection, tools not required
- Defined contact force ensures that contact remains stable over the long term
- Intuitive use through colour coded actuation lever
- Operation and conductor connection from one direction enable integration into front of device
- Screwable flange for superior mechanical stability



Key Commercial Data

Packing unit	50 STK
Minimum order quantity	50 STK
GTIN	 4 017918 943301
GTIN	4017918943301
Weight per Piece (excluding packing)	2.990 g
Custom tariff number	85366990
Country of origin	Germany

Technical data

Dimensions

Length [l]	22.9 mm
Width [w]	24.3 mm
Height [h]	7.8 mm
Pitch	3.5 mm
Dimension a	10.5 mm

General

Printed-circuit board connector - FMC 1,5/ 4-STF-3,5 - 1966114

Technical data

General

Range of articles	FMC 1,5/...-STF
Type of contact	Female connector
Number of positions	4
Connection method	Push-in spring connection
Insulating material group	I
Rated surge voltage (III/3)	2.5 kV
Rated surge voltage (III/2)	2.5 kV
Rated surge voltage (II/2)	2.5 kV
Rated voltage (III/3)	160 V
Rated voltage (III/2)	160 V
Rated voltage (II/2)	320 V
Connection in acc. with standard	EN-VDE
Nominal current I_N	8 A
Nominal cross section	1.5 mm ²
Maximum load current	8 A
Insulating material	PA
Flammability rating according to UL 94	V0
Internal cylindrical gage	A1
Stripping length	10 mm

Connection data

Conductor cross section solid min.	0.2 mm ²
Conductor cross section solid max.	1.5 mm ²
Conductor cross section flexible min.	0.2 mm ²
Conductor cross section flexible max.	1.5 mm ²
Conductor cross section flexible, with ferrule without plastic sleeve min.	0.25 mm ²
Conductor cross section flexible, with ferrule without plastic sleeve max.	1.5 mm ²
Conductor cross section flexible, with ferrule with plastic sleeve min.	0.25 mm ²
Conductor cross section flexible, with ferrule with plastic sleeve max.	0.75 mm ²
Conductor cross section AWG min.	24
Conductor cross section AWG max.	16
Minimum AWG according to UL/CUL	24
Maximum AWG according to UL/CUL	16

Specifications for ferrules

Ferrules without insulating collar, according to DIN 46228-1	Cross section: 0.25 mm ² ; Length: 5 mm ... 7 mm
	Cross section: 0.34 mm ² ; Length: 7 mm
	Cross section: 0.5 mm ² ; Length: 8 mm ... 10 mm
	Cross section: 0.75 mm ² ; Length: 8 mm ... 10 mm
	Cross section: 1 mm ² ; Length: 8 mm ... 10 mm
	Cross section: 1.5 mm ² ; Length: 10 mm
Ferrules with insulating collar, according to DIN 46228-4	Cross section: 0.14 mm ² ; Length: 8 mm

Printed-circuit board connector - FMC 1,5/ 4-STF-3,5 - 1966114

Technical data

Specifications for ferrules

	Cross section: 0.34 mm ² ; Length: 8 mm ... 10 mm
	Cross section: 0.5 mm ² ; Length: 8 mm ... 10 mm
	Cross section: 0.75 mm ² ; Length: 8 mm ... 10 mm

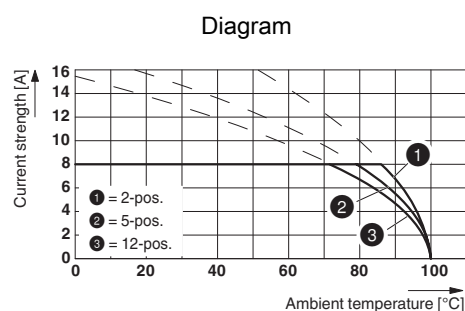
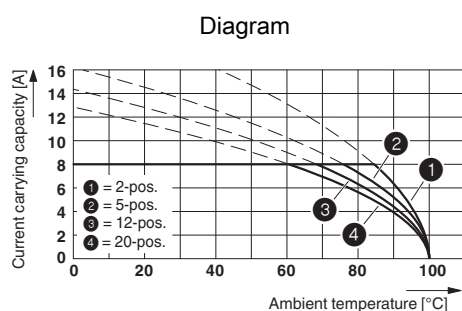
Standards and Regulations

Connection in acc. with standard	EN-VDE
	CUL
Flammability rating according to UL 94	V0

Environmental Product Compliance

China RoHS	Environmentally friendly use period: unlimited = EFUP-e
	No hazardous substances above threshold values

Drawings



Type: FMC 1,5/...-STF-3,5 with MCV 1,5/...-GF-3,5 P... THR

Classifications

eCl@ss

eCl@ss 4.0	272607xx
eCl@ss 4.1	27260701
eCl@ss 5.0	27260701
eCl@ss 5.1	27260701
eCl@ss 6.0	27260704
eCl@ss 7.0	27440402
eCl@ss 8.0	27440309
eCl@ss 9.0	27440309

ETIM

ETIM 3.0	EC001121
ETIM 4.0	EC002638
ETIM 5.0	EC002638
ETIM 6.0	EC002638

Printed-circuit board connector - FMC 1,5/ 4-STF-3,5 - 1966114

Classifications

UNSPSC

UNSPSC 6.01	30211810
UNSPSC 7.0901	39121409
UNSPSC 11	39121409
UNSPSC 12.01	39121409
UNSPSC 13.2	39121409

Approvals


Approvals


Approvals


VDE Gutachten mit Fertigungsüberwachung / cULus Recognized / IECCEB Scheme / EAC

Ex Approvals

Approval details

VDE Gutachten mit Fertigungsüberwachung		http://www.vde.com/en/Institute/OnlineService/VDE-approved-products/Pages/Online-Search.aspx	40011723
mm ² /AWG/kcmil	0.2-1.5		
Nominal current I _N	8 A		
Nominal voltage U _N	160 V		

cULus Recognized		http://database.ul.com/cgi-bin/XYVV/template/LISEXT/1FRAME/index.htm	E60425-19920306
	B	C	
mm ² /AWG/kcmil	24-16	24-16	
Nominal current I _N	8 A	8 A	
Nominal voltage U _N	150 V	50 V	

IECCEB Scheme		http://www.iecee.org/	DE1-58415-B1B2
mm ² /AWG/kcmil	0.2-1.5		
Nominal current I _N	8 A		
Nominal voltage U _N	160 V		

Printed-circuit board connector - FMC 1,5/ 4-STF-3,5 - 1966114

Approvals

EAC



B.01742

Accessories

Accessories

Crimping tool

Crimping pliers - CRIMPFOX 6 - 1212034



Crimping pliers, for ferrules without insulating collar according to DIN 46228 Part 1 and ferrules with insulating collar according to DIN 46228 Part 4, 0.25 mm² ... 6.0 mm², lateral entry, trapezoidal crimp

Labeled terminal marker

Marker card - SK 3,5/2,8:FORTL.ZAHLEN - 0804073



Marker card, Card, white, labeled, Horizontal: Consecutive numbers 1 - 10, 11 - 20, etc. up to 91 - 99, Mounting type: adhesive, for terminal block width: 3.5 mm, Lettering field: 3.5 x 2.8 mm

Marker pen

Marker pen - B-STIFT - 1051993



Marker pen, for manual labeling of unprinted Zack strips, smear-proof and waterproof, line thickness 0.5 mm

Screwdriver tools

Screwdriver - SZS 0,4X2,5 VDE - 1205037



Screwdriver, slot-headed, VDE insulated, size: 0.4 x 2.5 x 80 mm, 2-component grip, with non-slip grip

Printed-circuit board connector - FMC 1,5/ 4-STF-3,5 - 1966114

Accessories

Terminal marking

Marker card - SK U/2,8 WH:UNBEDRUCKT - 0803883



Marker card, Sheet, white, unlabeled, can be labeled with: CMS-P1-PLOTTER, PLOTMARK, Office printing systems, Mounting type: adhesive, for terminal block width: 210 mm, Lettering field: 186 x 2.8 mm

Additional products

Printed-circuit board connector - MCV 1,5/ 4-GF-3,5 P20 THRR56 - 1780707



Header, nominal current: 8 A, rated voltage (III/2): 160 V, number of positions: 4, pitch: 3.5 mm, Color: black, contact surface: Tin, mounting: THR soldering. User information and design recommendations for through hole reflow technology can be found under "Downloads"

Printed-circuit board connector - MC 1,5/ 4-GF-3,5 P26 THR - 1789203



Header, nominal current: 8 A, rated voltage (III/2): 160 V, number of positions: 4, pitch: 3.5 mm, Color: black, contact surface: Tin, mounting: THR soldering

Printed-circuit board connector - MC 1,5/ 4-GF-3,5 P26 THRR56 - 1789216



Header, nominal current: 8 A, rated voltage (III/2): 160 V, number of positions: 4, pitch: 3.5 mm, Color: black, contact surface: Tin, mounting: THR soldering

Printed-circuit board connector - MC 1,5/ 4-GF-3,5 P20 THRR56 - 1789436



Header, nominal current: 8 A, rated voltage (III/2): 160 V, number of positions: 4, pitch: 3.5 mm, Color: black, contact surface: Tin, mounting: THR soldering

Printed-circuit board connector - FMC 1,5/ 4-STF-3,5 - 1966114

Accessories

Printed-circuit board connector - MC 1,5/ 4-GF-3,5 P14 THR - 1789643

Header, nominal current: 8 A, rated voltage (III/2): 160 V, number of positions: 4, pitch: 3.5 mm, Color: black, contact surface: Tin, mounting: THR soldering



Printed-circuit board connector - MC 1,5/ 4-GF-3,5 P14 THRR56 - 1789656

Header, nominal current: 8 A, rated voltage (III/2): 160 V, number of positions: 4, pitch: 3.5 mm, Color: black, contact surface: Tin, mounting: THR soldering



Base strip - MCV 1,5/ 4-GF-3,5 - 1843240

Header, nominal current: 8 A, rated voltage (III/2): 160 V, number of positions: 4, pitch: 3.5 mm, Color: green, contact surface: Tin, mounting: Wave soldering



Base strip - MC 1,5/ 4-GF-3,5 - 1843813

Header, nominal current: 8 A, rated voltage (III/2): 160 V, number of positions: 4, pitch: 3.5 mm, Color: green, contact surface: Tin, mounting: Wave soldering



Base strip - EMC 1,5/ 4-GF-3,5 - 1897267

Header, nominal current: 8 A, rated voltage (III/2): 160 V, number of positions: 4, pitch: 3.5 mm, Color: green, contact surface: Tin, mounting: Press-in technology



Printed-circuit board connector - FMC 1,5/ 4-STF-3,5 - 1966114

Accessories

Base strip - EMCV 1,5/ 4-GF-3,5 - 1911185

Header, nominal current: 8 A, rated voltage (III/2): 160 V, number of positions: 4, pitch: 3.5 mm, Color: green, contact surface: Tin, mounting: Press-in technology



Base strip - MC 1,5/ 4-GF-3,5 THT - 1937334

Header, nominal current: 8 A, rated voltage (III/2): 160 V, number of positions: 4, pitch: 3.5 mm, Color: black, contact surface: Tin, mounting: THR soldering. User information and design recommendations for through hole reflow technology can be found under "Downloads"



Base strip - MCV 1,5/ 4-GF-3,5 THT - 1937428

Header, nominal current: 8 A, rated voltage (III/2): 160 V, number of positions: 4, pitch: 3.5 mm, Color: black, contact surface: Tin, mounting: THR soldering. User information and design recommendations for through hole reflow technology can be found under "Downloads"



Base strip - MC 1,5/ 4-GF-3,5 THT-R56 - 1996883



Header, nominal current: 8 A, rated voltage (III/2): 160 V, number of positions: 4, pitch: 3.5 mm, Color: black, contact surface: Tin, mounting: THR soldering. User information and design recommendations for through hole reflow technology can be found under "Downloads"