

5

4

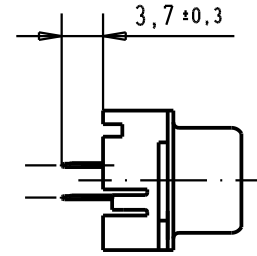
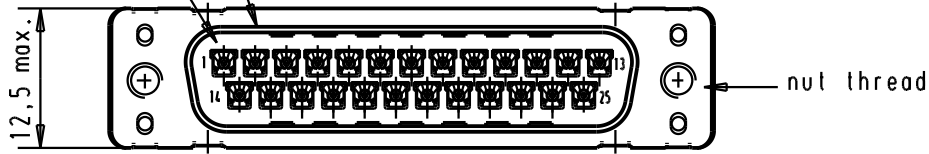
3

2

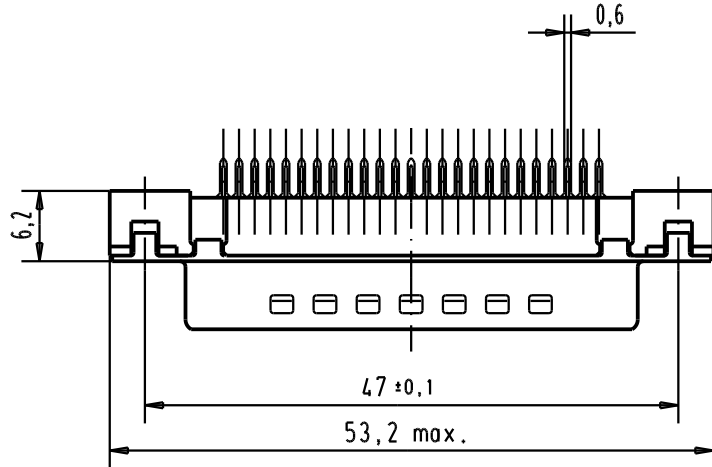
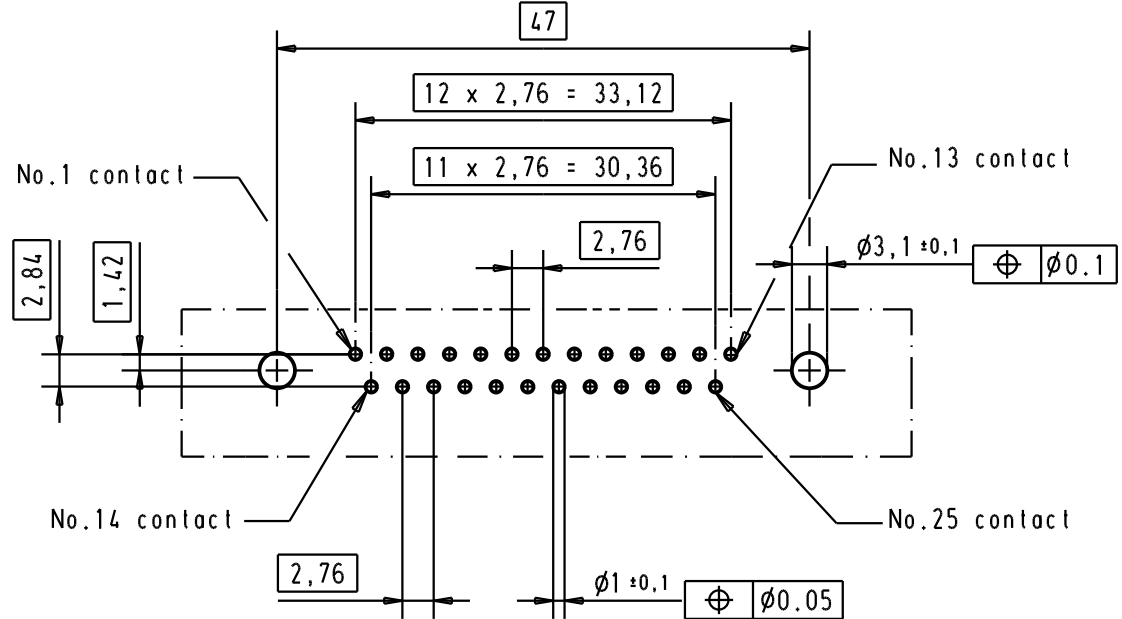
1

Mating face according to : MIL-C-24308 / DIN 41652 / CECC 75301-802

No.1 contact



Printed board layout
component side





D

C

B

A

09 65 321 3701	M3	1									 All Dim. in mm Orig. Size DIN A 4	D-Sub, 25 poles, male, straight, with solder pins 3.7 and nuts.	Maßstab/ Scale 1.5:1
09 65 321 6701	M3	2						Det.	05/03/02	CV			
09 65 321 7701	M3	3						Insp.					
09 65 321 3702	4-40 UNC	1						Stand.					
09 65 321 6702	4-40 UNC	2	31892	22/04/04	JH	HARTING EUROL F-95972 Paris			 TB 09 65 321 x70x			Blatt/ Page 2	
09 65 321 7702	4-40 UNC	3	29723	05/03/02	CV								
Part number	Nut thread	Performance level	Mod.	Dat.	Name				Sub.				

Mouser Electronics

Authorized Distributor

Click to View Pricing, Inventory, Delivery & Lifecycle Information:

[HARTING:](#)

[09653216701](#) [09653216702](#) [09653217701](#) [09653217702](#)