

5

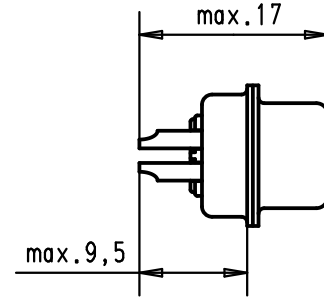
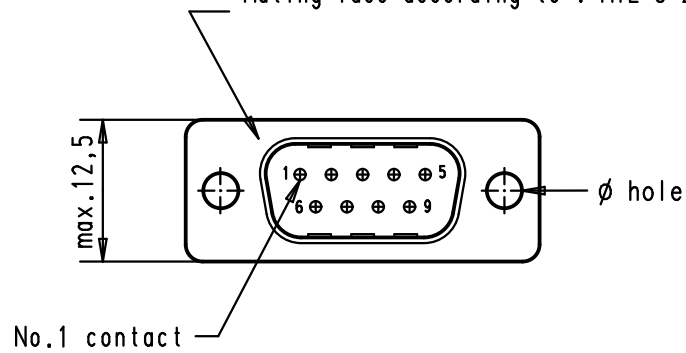
4

3

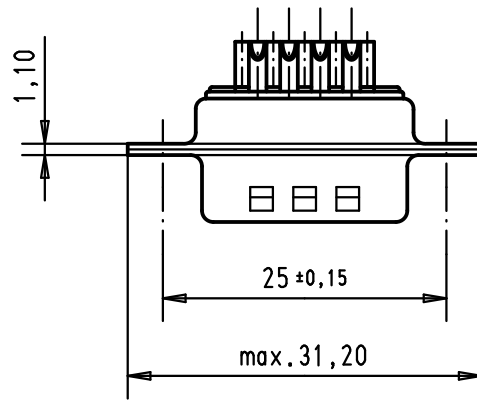
2

1

Mating face according to : MIL-C-24308 / DIN 41652 / CECC 75301-802



Max wire  $\phi$  1,05 mm




D

C

B

A

												Maßstab/ Scale
						Dat.		Name		 D-Sub, 9 poles, male, straight, turned solder buckets, holes		1.5:1
						Detail.		17/07/01 AF				
						Insp.						
						Stand.						
09 67 009 5615 050		3,1 <sup>+0,1</sup>		S4						All Dim. in mm Orig. Size DIN A 4		Blatt/ Page 1/2
09 67 009 5615		3,1 <sup>+0,1</sup>		PL2								
09 67 009 5604		3,1 <sup>+0,1</sup>		PL3		36189		08/11/10 SC				
						29700		17/07/01 AF		HARTING EURL F-95972 Paris		Sub.
Part number		$\phi$ hole		Performance level		Mod.		Dat.		Name		TB 09 67 009 56xx 1/2



# Mouser Electronics

Authorized Distributor

Click to View Pricing, Inventory, Delivery & Lifecycle Information:

[HARTING:](#)

[09670095604](#) [09670095615](#)