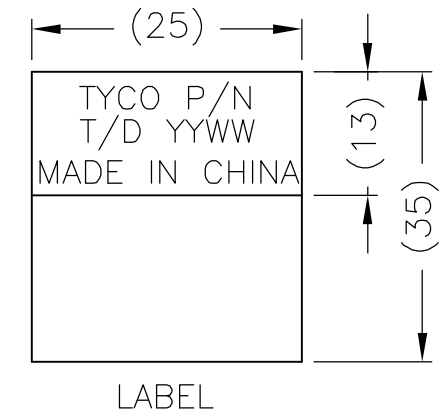
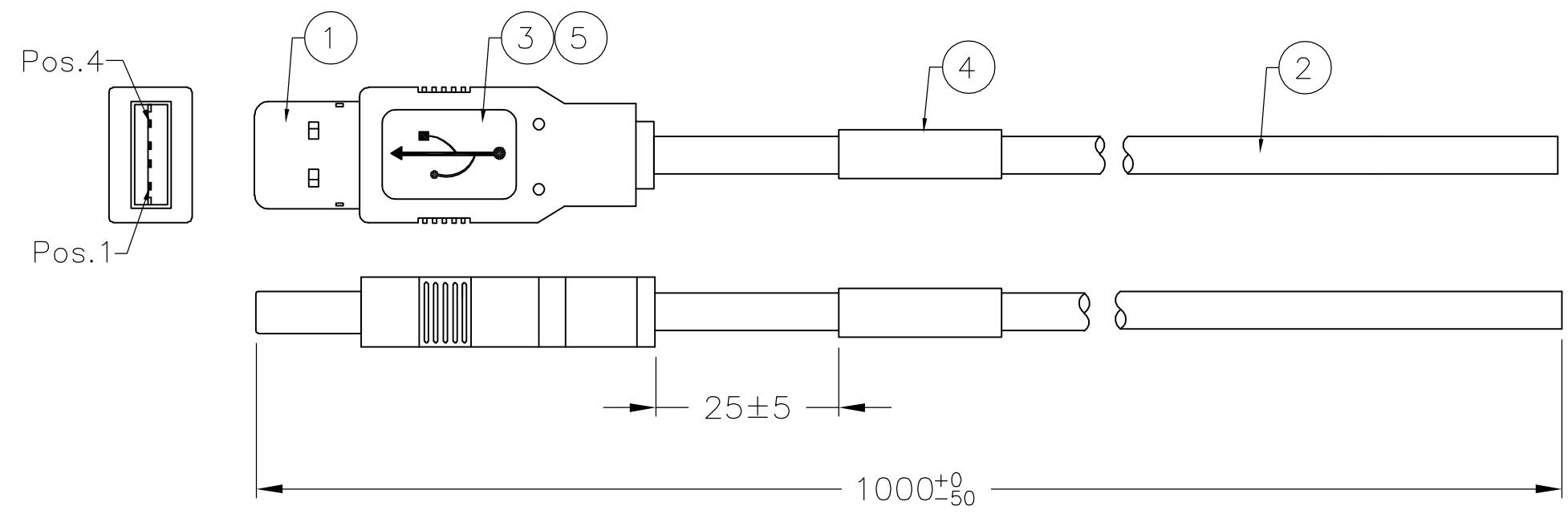


THIS DRAWING IS UNPUBLISHED. RELEASED FOR PUBLICATION
 © COPYRIGHT - BY TYCO ELECTRONICS CORPORATION. ALL RIGHTS RESERVED.

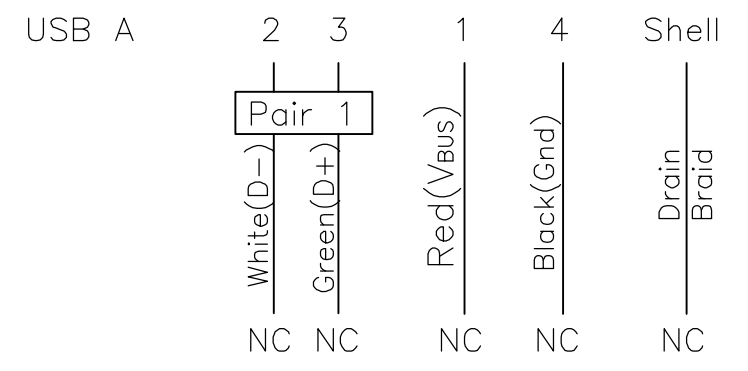
LOC	DIST	REVISIONS					
GP	00	P	LTR	DESCRIPTION	DATE	DWN	APVD
			C	REVISE PER ECO-05-006320	01AUG05	TW	JH

Tooling Drawing NO.
 USB A: TR00662



- NOTES:
1. TESTED FOR CONTINUITY, SHORTS AND OPENS, HI-POT 630V FOR 10MS.
 2. CABLE ASSEMBLY MEETS USB 2.0 STANDARDS.
 3. EXPOSED CABLE BRAID IS NOT PERMISSIBLE BEYOND OVERMOLD.
 4. THE FINAL CABLE ASSEMBLY MAXIMUM LENGTH NOT TO EXCEED 1700MM PER USB SPECIFICATIONS.
 5. MEETS REQUIREMENTS OF EU DIRECTIVE 2002/95/EC

PIN ASSIGNMENT :



AR	MR	COPPER FOIL, W: 5MM	5
1	PC	LABEL, 25x35mm, White 25x13mm	4
AR	KG	Overmold PVC, 40P, Color: Black(BK01)	3
AR	MR	USB 2.0 Cable 28AWG*1P+26AWG*2C+Al/Mylar +Drain+Braid, Color: Black(BK01).	2
1	EA	USB 4Pin Connector Contacts: Gold 30U Plated, Shell: Nickel Plated, Housing UL94V-0 A Type.	1
-1	U/M	DESCRIPTION	ITEM

THIS DRAWING IS A CONTROLLED DOCUMENT.		DWN	25/FEB/02		Tyco Electronics Corporation	
DIMENSIONS: mm		CHK	BOVEY LIU		Harrisburg, Pa 17105-3608	
TOLERANCES UNLESS OTHERWISE SPECIFIED:		APVD	15/MAR/02		NAME	
0 PLC ± -		PRODUCT SPEC	F.D. McCORKEL		CABLE ASSEMBLY, USB A TYPE TO NC	
1 PLC ± -		APPLICATION SPEC	-		-	
2 PLC ± -		SIZE	CAGE CODE	DRAWING NO	RESTRICTED TO	
3 PLC ± -		---	---	---	---	
4 PLC ± -		---	---	---	---	
ANGLES ± -		WEIGHT	A3 00779 C-1487600		---	
FINISH		CUSTOMER DRAWING		SCALE	SHEET	REV
---		---		N.T.S	1 OF 1	C

Mouser Electronics

Authorized Distributor

Click to View Pricing, Inventory, Delivery & Lifecycle Information:

[TE Connectivity:](#)

[1487600-1](#)