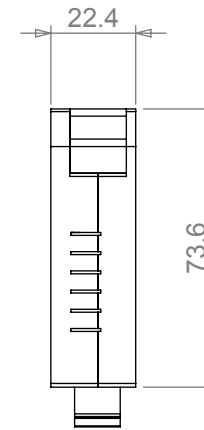
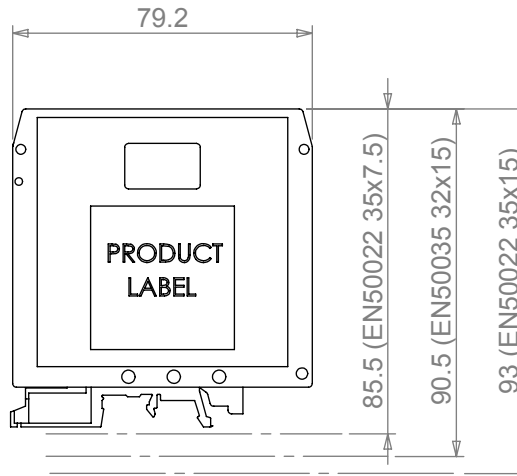
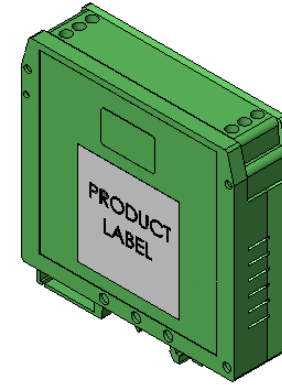
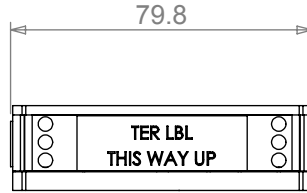


DRF03

AKA

Description 1P 250V 3A DINRAIL FILTER
Device rfi filter
Current 3A 40°C
Earthing screw 2.5mm² 0.5Nm strip 8mm
Enclosure plastic polyamide UL94-V0
Loss 0.64W/ph
Leakage 0.75mA operating
Mass 0.098kg
Mounting Din Rail
PCB fr4 avlv2 VW-1 600V 105°C
Potting air
Power 0.7kW
Protection IP20
Resistance 71mR/ph
Residual 1v 5s
SCCT 5kA
Supply 230/240V 50/60Hz
Terminal screw 2.5mm² 0.5Nm strip 8mm
Varistor L-N 275V 6.5kA (500Vdc)
Withstand 2100Vdc 60s
Altitude 1000m (3000m w/derating)
Bonding 25A 50/60Hz
Class class I
Environment -25/+85/21
Flammability ULV2 min
Humidity 93% RH non-condensing
Insulation 500Vdc ≥3.5MR
Material group II Ib
MTBF 22yrs (MIL-HDBK-217F)
Overload 135% 2hrs 150% 60s
Overvoltage category II
Packaging ASTM D7386
Pollution degree II
Shock 15g 11mS
Spacing ≥50mm gap
Vibration 5-55Hz 350um 55-500Hz 2G
EU CE EN60939
US n/a
CAN n/a



Tel No. +44(0)1724 273200
 Website www.dem-uk.com



PROPRIETARY AND CONFIDENTIAL:
 THE INFORMATION CONTAINED IN THIS DRAWING IS THE SOLE PROPERTY OF ALPHA 3 MANUFACTURING. ANY REPRODUCTION IN PART OR AS A WHOLE WITHOUT THE WRITTEN PERMISSION OF ALPHA 3 MANUFACTURING IS PROHIBITED.

DEM Manufacturing, Deltron Emcon House, Hargreaves Way, Sawcliffe Ind. Park, Scunthorpe, North Lincolnshire, DN15 8RF, UK

UNLESS OTHERWISE SPECIFIED DIMENSIONS ARE IN MILLIMETRES
 LINEAR & RADIAL TOLERANCE:
NO DECIMAL PLACES ±0.5mm
1 DECIMAL PLACE ±0.25mm
2 DECIMAL PLACES ±0.125mm
ANGULAR TOLERANCE: ±1°

DO NOT SCALE DRAWING

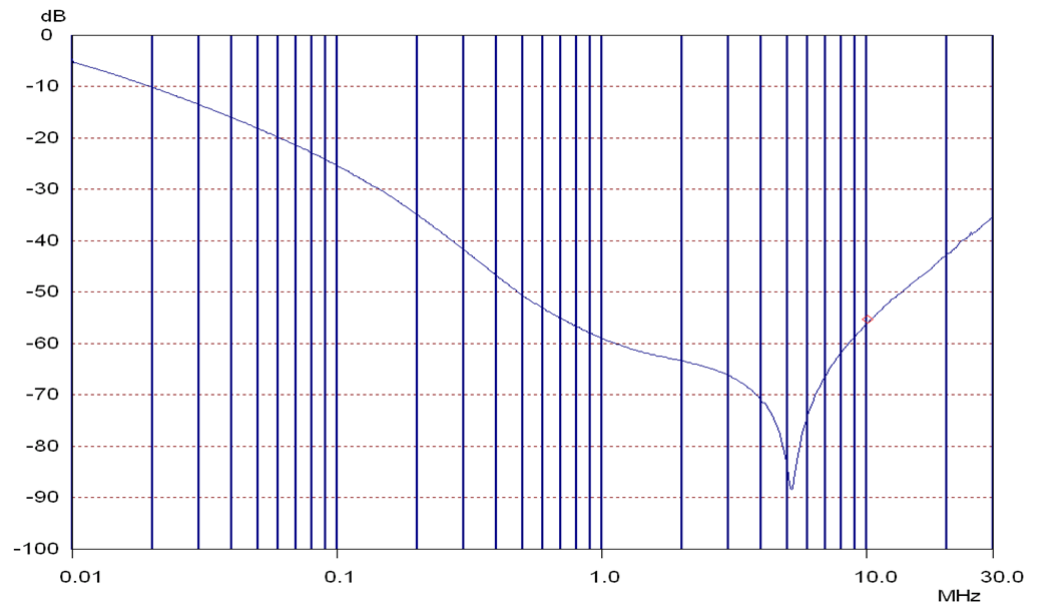
THE FINISHED PRODUCT SHOULD BE CLEAN AND FREE FROM ALL LIQUIDS AND DEBRIS. SURFACES SHOULD BE OF UNIFORM APPEARANCE FREE FROM SHARP EDGES, BURRS AND CORROSION

AUTHOR	SW
DATE	20/02/15
THIRD ANGLE PROJECTION	SHEET 1 OF 1
	SCALE 1:1
	A4

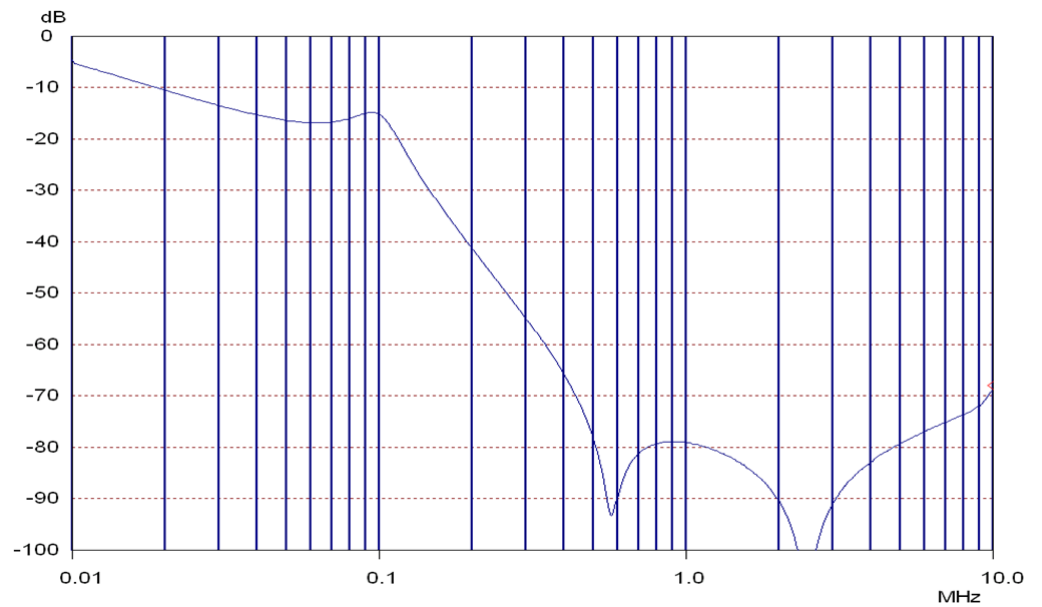
TITLE		SPECIFICATION	
DRAWING NO.		DRF03	ISSUE 01
		Release	

ROXBURGH ELECTRONICS LTD
FILTER INSERTION LOSS CHARACTERISTICS
CISPR 17 - 50 OHM METHOD

DRF03



COMMON MODE



DIFFERENTIAL MODE