

## Features

- Glass Passivated Junction
- Excellent Clamping Capability
- Halogen Free Available Upon Request By Adding Suffix "-HF"
- Epoxy Meets UL 94 V-0 Flammability Rating
- Moisture Sensitivity Level 1
- Lead Free Finish/RoHS Compliant (Note1) ("P" Suffix Designates Compliant. See Ordering Information)

## Maximum Ratings

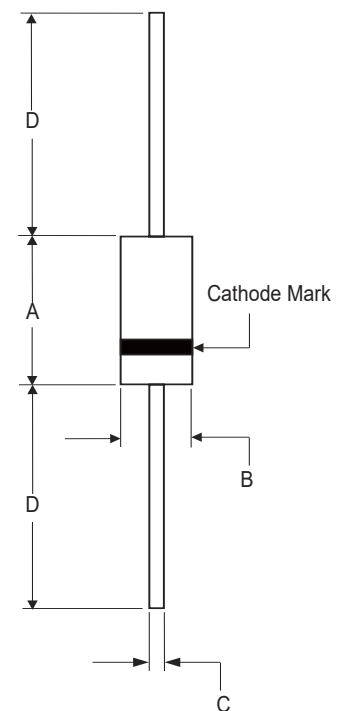
- Operating Junction Temperature Range: -55°C to +150°C
- Storage Temperature Range: -55°C to +150°C

Parameter	Symbol	Rating	Conditions
Peak Forward Surge Current	$I_{FSM}$	15A	Note 2
Power Dissipation	$P_D$	2.0W	Note 3
Power Derating		36mW/°C	Above 75°C
Maximum Forward Voltage	$V_F$	1.2V	$I_F=200mA$

- Note: 1. High Temperature Solder Exemptions Applied, see EU Directive Annex 7a  
 2. Measured on 8.3ms, single half sine-wave or equivalent square wave, duty cycle = 4 pulses per minute maximum.  
 3. Mounted on 5.0mm<sup>2</sup> (0.013mm thick) land areas.

# 2.0 W Silicon Zener Diodes 5.1 to 75 Volts

## DO-41



DIM	INCHES		MM		NOTE
	MIN	MAX	MIN	MAX	
A	0.160	0.205	4.10	5.20	
B	0.080	0.107	2.00	2.70	Φ
C	0.028	0.035	0.70	0.90	Φ
D	1.000	-----	25.40	-----	

**Electrical Characteristics @ 25°C Unless Otherwise Specified**

MCC Part Number	Nominal Zener Voltage	Test current	Maximum Zener Impedance			Leakage Current		Maximum Zener Current	MARKING CODE
	$V_Z @ I_{ZT}$	$I_{ZT}$	$Z_{ZT} @ I_{ZT}$	$Z_{ZK} @ I_{ZK}$	$I_{ZK}$	$I_R$	$V_R$	$I_{ZM}$	
	V	mA	$\Omega$	$\Omega$	mA	$\mu A(\text{Max.})$	V	mA	
2EZ5.1D5	5.1	98	3.5	600	1	5.0	1.0	356	2EZ5.1D5
2EZ5.6D5	5.6	89.5	2.5	500	1	5.0	2.0	324	2EZ5.6D5
2EZ6.2D5	6.2	80.5	1.5	700	1	5.0	3.0	292	2EZ6.2D5
2EZ6.8D5	6.8	73.5	2.0	700	1	5.0	4.0	266	2EZ6.8D5
2EZ7.5D5	7.5	66.5	2.0	700	0.5	5.0	5.0	242	2EZ7.5D5
2EZ8.2D5	8.2	61	2.3	700	0.5	5.0	6.0	220	2EZ8.2D5
2EZ9.1D5	9.1	55	2.5	700	0.5	3.0	7.0	200	2EZ9.1D5
2EZ10D5	10	50	3.5	700	0.25	3.0	7.6	182	2EZ10D5
2EZ11D5	11	45.5	4.0	700	0.25	1.0	8.4	166	2EZ11D5
2EZ12D5	12	41.5	4.5	700	0.25	1.0	9.1	152	2EZ12D5
2EZ13D5	13	38.5	5.0	700	0.25	0.5	9.9	138	2EZ13D5
2EZ14D5	14	35.7	5.5	700	0.25	0.5	10.6	130	2EZ14D5
2EZ15D5	15	33.4	7.0	700	0.25	0.5	11.4	122	2EZ15D5
2EZ16D5	16	31.2	8.0	700	0.25	0.5	12.2	114	2EZ16D5
2EZ17D5	17	29.4	9.0	750	0.25	0.5	13.0	107	2EZ17D5
2EZ18D5	18	27.8	10	750	0.25	0.5	13.7	100	2EZ18D5
2EZ19D5	19	26.3	11	750	0.25	0.5	14.4	95	2EZ19D5
2EZ20D5	20	25	11	750	0.25	0.5	15.2	90	2EZ20D5
2EZ22D5	22	22.8	12	750	0.25	0.5	16.7	82	2EZ22D5
2EZ24D5	24	20.8	13	750	0.25	0.5	18.2	76	2EZ24D5
2EZ27D5	27	18.5	18	750	0.25	0.5	20.6	68	2EZ27D5
2EZ30D5	30	16.6	20	1000	0.25	0.5	22.5	60	2EZ30D5
2EZ33D5	33	15.1	23	1000	0.25	0.5	25.1	55	2EZ33D5
2EZ36D5	36	13.9	25	1000	0.25	0.5	27.4	50	2EZ36D5
2EZ39D5	39	12.8	30	1000	0.25	0.5	29.7	47	2EZ39D5
2EZ43D5	43	11.6	35	1500	0.25	0.5	32.7	43	2EZ43D5
2EZ47D5	47	10.6	40	1500	0.25	0.5	35.8	39	2EZ47D5
2EZ51D5	51	9.8	48	1500	0.25	0.5	38.8	36	2EZ51D5
2EZ56D5	56	9.0	55	2000	0.25	0.5	42.6	32	2EZ56D5
2EZ62D5	62	8.1	60	2000	0.25	0.5	47.1	29	2EZ62D5
2EZ68D5	68	7.4	75	2000	0.25	0.5	51.7	27	2EZ68D5
2EZ75D5	75	6.7	90	2000	0.25	0.5	56.0	24	2EZ75D5

**Notes:** TOLERANCES - Suffix indicates 5% tolerance any other tolerance will be considered as a special device.

## Curve Characteristics

Fig. 1 - Power Derating Curve

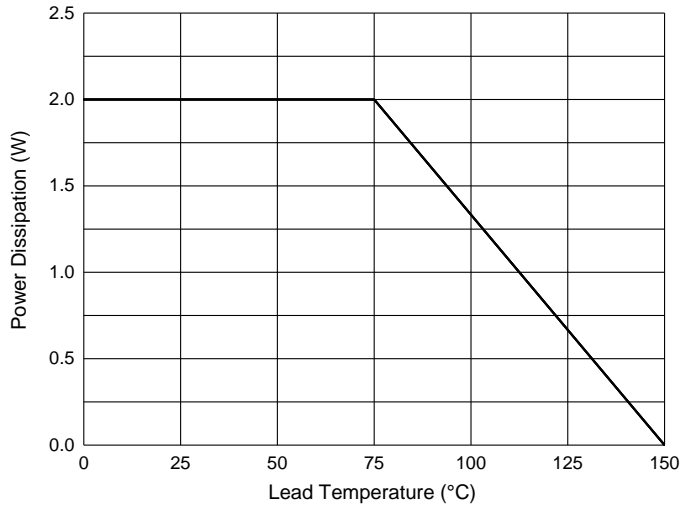


Fig. 2 - Typical Zener Breakdown Characteristics

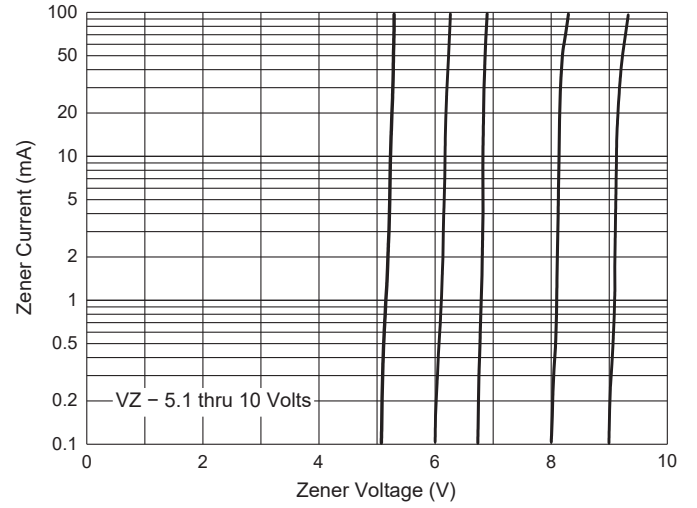
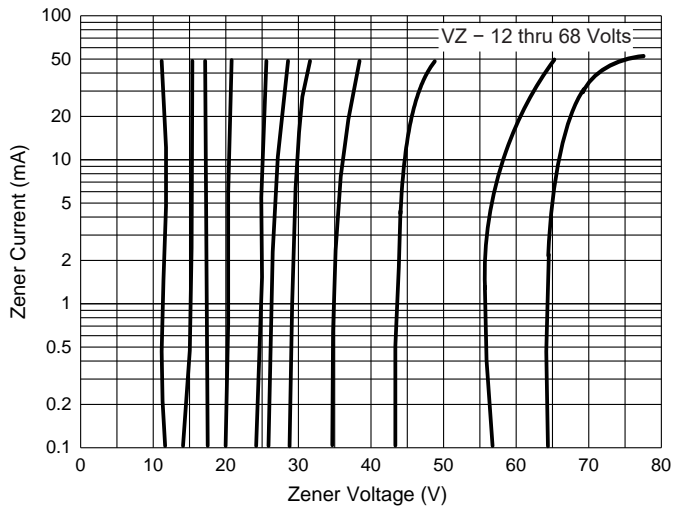


Fig. 3 - Typical Zener Breakdown Characteristics



## Ordering Information

Device	Packing
(Part Number)-TP	Tape&Reel: 5Kpcs/Reel
(Part Number)-AP	Ammo Packing: 5Kpcs/Ammo Box
(Part Number)-BP	Bulk: 50Kpcs/Carton

Note : Adding "-HF" Suffix For Halogen Free, eg. Part Number-TP-HF

### \*\*\*IMPORTANT NOTICE\*\*\*

**Micro Commercial Components Corp.** reserves the right to make changes without further notice to any product herein to make corrections, modifications , enhancements , improvements , or other changes . **Micro Commercial Components Corp** . does not assume any liability arising out of the application or use of any product described herein; neither does it convey any license under its patent rights ,nor the rights of others . The user of products in such applications shall assume all risks of such use and will agree to hold **Micro Commercial Components Corp** . and all the companies whose products are represented on our website, harmless against all damages.

### \*\*\*LIFE SUPPORT\*\*\*

MCC's products are not authorized for use as critical components in life support devices or systems without the express written approval of Micro Commercial Components Corporation.

### \*\*\*CUSTOMER AWARENESS\*\*\*

Counterfeiting of semiconductor parts is a growing problem in the industry. Micro Commercial Components (MCC) is taking strong measures to protect ourselves and our customers from the proliferation of counterfeit parts. MCC strongly encourages customers to purchase MCC parts either directly from MCC or from Authorized MCC Distributors who are listed by country on our web page cited below. Products customers buy either from MCC directly or from Authorized MCC Distributors are genuine parts, have full traceability, meet MCC's quality standards for handling and storage. **MCC will not provide any warranty coverage or other assistance for parts bought from Unauthorized Sources.** MCC is committed to combat this global problem and encourage our customers to do their part in stopping this practice by buying direct or from authorized distributors.

# Mouser Electronics

Authorized Distributor

Click to View Pricing, Inventory, Delivery & Lifecycle Information:

## Micro Commercial Components (MCC):

[2EZ11D5-TP](#) [2EZ12D5-TP](#) [2EZ13D5-TP](#) [2EZ15D5-TP](#) [2EZ16D5-TP](#) [2EZ18D5-TP](#) [2EZ20D5-TP](#) [2EZ22D5-TP](#)  
[2EZ24D5-TP](#) [2EZ27D5-TP](#) [2EZ30D5-TP](#) [2EZ33D5-TP](#) [2EZ36D5-TP](#) [2EZ39D5-TP](#) [2EZ47D5-TP](#) [2EZ14D5-TP](#)  
[2EZ17D5-TP](#) [2EZ19D5-TP](#) [2EZ6.8D5-TP](#) [2EZ28D5-TP](#) [2EZ10D5-TP](#) [2EZ43D5-TP](#) [2EZ5.1D5-TP](#) [2EZ5.6D5-TP](#)  
[2EZ51D5-TP](#) [2EZ56D5-TP](#) [2EZ9.1D5-TP](#) [2EZ6.2D5-TP](#) [2EZ62D5-TP](#) [2EZ68D5-TP](#) [2EZ7.5D5-TP](#) [2EZ75D5-TP](#)  
[2EZ8.2D5-TP](#)