


Tip & Ring

Multilayer Ceramic Chip Capacitors

AVX "Tip & Ring" or "ring detector" Multilayer Ceramic Chip Capacitors are designed as a standard telecom filter to block -48 Volts DC telephone line voltage and pass subscriber's AC signal pulse (16 to 25Hz, 70 to 90Vrms). The typical ringing signal is seen on figure on page 132. The ringer capacitors replace large leaded film capacitors and are ideal for telecom/modem applications. Using AVX "Tip & Ring" capacitors not only saves valuable real estate on the board and reduces the weight of overall product, but also features standard surface mounting capabilities, so critical to new and compact designs.

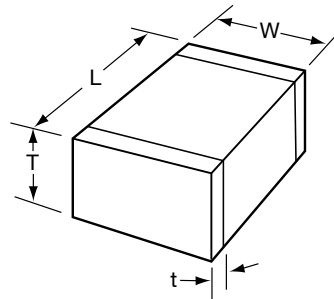
The AVX "Tip & Ring" capacitors are offered in standard EIA sizes and standard values. They offer excellent high frequency performance, low ESR and improved temperature performance over film capacitors.



HOW TO ORDER

1812	P	C	104	K	A	T	1	A
AVX Style	Voltage	Temperature Coefficient	Capacitance Code	Capacitance Tolerance	Test Level	Termination	Packaging	Special Code
0805 1206 1210 1808 1812 1825 2220 2225	250 VDC Telco Rating	X7R	(2 significant digits + no. of zeros) Examples: 1,000 pF = 102 22,000 pF = 223 220,000 pF = 224 1 μF = 105	K = ±10% M = ±20%	A = Standard	T = Plated Ni and Sn (RoHS Compliant) Z = FLEXITERM® 100% Tin (RoHS Compliant)	1 or 2 = 7" Reel 3 or 4 = 13" Reel 9 = Bulk	A = Standard

Contact factory for availability of Termination and Tolerance options for Specific Part Numbers.



DIMENSIONS

millimeters (inches)

Style	0805	1206	1210*	1808*	1812*	1825*	2220*	2225*
(L) Length	2.01 ± 0.20 (0.079 ± 0.008)	3.20 ± 0.20 (0.126 ± 0.008)	3.2 ± 0.20 (0.126 ± 0.008)	4.57 ± 0.25 (0.180 ± 0.010)	4.50 ± 0.30 (0.177 ± 0.012)	4.50 ± 0.30 (0.177 ± 0.012)	5.60 ± 0.30 (0.220 ± 0.012)	5.60 ± 0.25 (0.220 ± 0.010)
(W) Width	1.25 ± 0.20 (0.049 ± 0.008)	1.60 ± 0.20 (0.063 ± 0.008)	2.50 ± 0.20 (0.098 ± 0.008)	2.03 ± 0.25 (0.080 ± 0.010)	3.2 ± 0.20 (0.126 ± 0.008)	6.34 ± 0.30 (0.252 ± 0.012)	5.10 ± 0.40 (0.200 ± 0.016)	6.35 ± 0.25 (0.250 ± 0.010)
(T) Thickness	1.30 max. (0.051 max.)	1.50 max. (0.059 max.)	1.78 max. (0.070 max.)	1.78 max. (0.070 max.)	2.00 max. (0.080 max.)	2.00 max. (0.080 max.)	2.00 max. (0.080 max.)	2.00 max. (0.080 max.)
(t) terminal	0.50 ± 0.25 (0.020 ± 0.010)	0.50 ± 0.25 (0.020 ± 0.010)	0.50 ± 0.25 (0.020 ± 0.010)	0.63 ± 0.38 (0.025 ± 0.015)	0.63 ± 0.38 (0.025 ± 0.015)	0.63 ± 0.38 (0.025 ± 0.015)	0.63 ± 0.38 (0.025 ± 0.015)	0.63 ± 0.38 (0.025 ± 0.015)

*Reflow Soldering Only

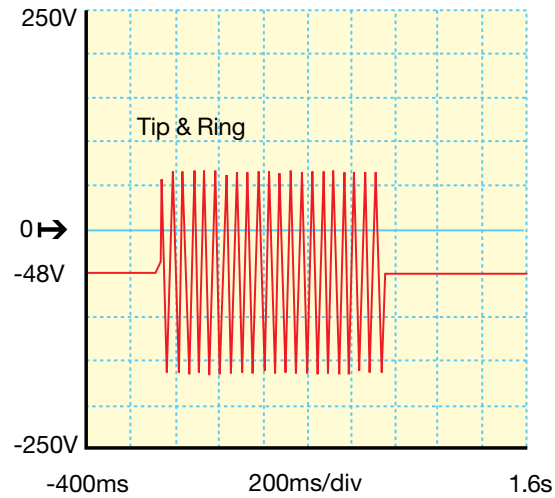
Tip & Ring

Multilayer Ceramic Chip Capacitors

CAPACITANCE RANGE (μF)

Size	0805	1206	1210	1808	1812	1825	2220	2225
min.	0.0010	0.0010	0.0010	0.010	0.10	0.33	0.47	0.47
max.	0.027	0.082	0.22	0.27	0.47	1.0	1.0	1.2

“TIP & RING” GRAPH



PERFORMANCE CHARACTERISTICS

Capacitance Range	1000 pF to 1.2 μF	(25°C, 1.0 \pm 0.2 Vrms at 1kHz)
Capacitance Tolerances	\pm 10%, \pm 20%	
Dissipation Factor	2.5% max.	(25°C, 1.0 \pm 0.2 Vrms at 1kHz)
Operating Temperature Range	-55°C to +125°C	
Temperature Characteristic	X7R \pm 15%	(0 VDC)
Voltage Rating	250 VDC	Telco rating
Insulation Resistance	1000 megohm-microfarad	min.
Dielectric Strength	Minimum 200% rated voltage for 5 seconds	at 50 mA max. current

Mouser Electronics

Authorized Distributor

Click to View Pricing, Inventory, Delivery & Lifecycle Information:

AVX:

[0805PC103KAT1A](#) [0805PC123KAT2A](#) [0805PC152KAT1A](#) [0805PC682KAT1A](#) [1206PC103KAT1A](#)
[1206PC472KAT1A](#) [1206PC473KAT1A](#) [1210PC104KAT1A](#) [1210PC473KAT1A](#) [1812PC104KAT1A](#)
[1812PC124KAT1A](#) [1812PC154KAT1A](#) [1812PC184KAT1A](#) [1812PC222KAT1A](#) [1812PC224KAT1A](#)
[1812PC273KAT1A](#) [1812PC274KAT1A](#) [1812PC334KAT1A](#) [1812PC394KAT1A](#) [1812PC474KAT1A](#)
[1825PC105KAT1A](#) [1825PC334KAT1A](#) [1825PC394KAT1A](#) [1825PC474KAT1A](#) [1825PC564KAT1A](#)
[1825PC684KAT1A](#) [1825PC824KAT1A](#) [2220PC105KAT1A](#) [2220PC474KAT1A](#) [2220PC684KAT1A](#)
[2220PC684KAT3A](#) [2225PC105KAT1A](#) [2225PC125KAT1A](#) [2225PC334MAT1A](#) [2225PC474KAT1A](#)
[2225PC564KAT1A](#) [2225PC684KAT1A](#) [2225PC824KAT1A](#) [1210PC333KAT1A](#) [1812PC102KAT1A](#)
[1812PC102KAT1AJ](#) [1825PC105KAZ1A](#) [1206PC333KAT](#) [1206PC563KAT](#) [0805PC472KAT](#) [1206PC332KAT](#)
[0805PC153KAT](#) [0805PC123KAT](#) [1210PC102KAT](#) [1206PC473KAT](#) [1812PC154KAT](#) [1206PC102KAT](#)
[1206PC223KAT](#) [0805PC822KAT](#) [1210PC473KAT](#) [1210PC683KAT](#) [1812PC274KAT](#) [1210PC103KAT](#)
[0805PC392KAT](#) [1210PC472KAT](#) [1206PC103KAT](#) [1206PC472KAT](#) [0805PC192KAT](#) [0805PC223KAT](#)
[0805PC182KAT](#) [1206PC822KAT](#) [1206PC273KAT](#) [1812PC333KAT](#) [2225PC125MAT](#) [2225PC105MAT](#)
[0805PC183KAT](#) [1812PC102KAT](#) [1206PC393KAT](#) [1825PC824KAT](#) [0805PC123](#) [2225PC564KAT](#) [1825PC394KAT](#)
[1206PC183KAT](#) [1812PC184KAT](#) [0805PC102KAT](#) [0805PC222KAT](#) [0805PC152KAT](#) [0805PC682KAT](#)
[2225PC474KAT](#) [1812PC273KAT](#) [1825PC334KAT](#) [0805PC681KAT](#) [0805PC122KAT](#) [0805PC562KAT](#) [0805PC152K](#)
[0805PC102KAT1A](#) [0805PC122KAT1A](#) [0805PC123KAT1A](#) [0805PC153KAT1A](#) [0805PC182KAT1A](#)
[0805PC183KAT1A](#) [0805PC192KAT1A](#) [0805PC222KAT1A](#) [0805PC223KAT1A](#) [0805PC472KAT1A](#)