

INTERCONNECTS

SERIES 350, 360, 370, 380 • .100" GRID SOLDER TAIL • SINGLE ROW STRIPS

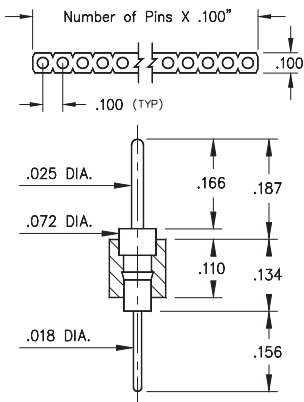


FIG. 1

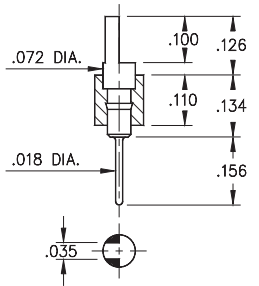


FIG. 2

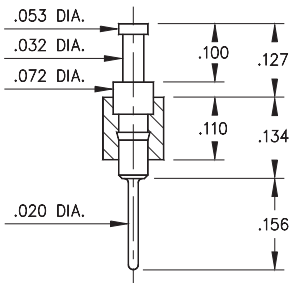


FIG. 3

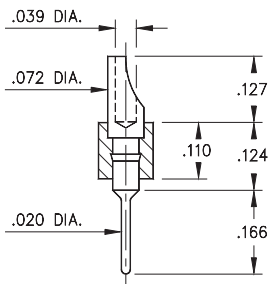


FIG. 4

- Series 350, 360, 370 & 380 single row header strips come in various styles (pin, slotted, head, turret and solder cup) with pluggable solder tails

350...001 uses pin #0290


360...001 uses pin #0282

370...001 uses pin #0700

380...001 uses pin #8000

See pages 215 and 216 for details

- Insulators are high temperature thermoplastic, suitable for all soldering operations



ORDERING INFORMATION

	Series 350...001	.025" / .018" Dia. Solder Tails
FIG. 1	350-XX-1	-00-001000 Specify number of pins 01-64
FIG. 2	Series 360...001	Slotted Head / Solder Tail
	360-XX-1	-00-001000 Specify number of pins 01-64
FIG. 3	Series 370...001	Turret / Solder Tail
	370-XX-1	-00-001000 Specify number of pins 01-64
FIG. 4	Series 380...001	Solder Cup / Solder Tail
	380-XX-1	-00-001000 Specify number of pins 01-64



XX=Plating Code
See Below

For
Electrical, Mechanical
& Environmental Data,
See page 264

SPECIFY PLATING CODE XX=	10	90	40	
Pin Plating 	10 μ" Au	200 μ" Sn/Pb	200 μ" Sn	



Mouser Electronics

Authorized Distributor

Click to View Pricing, Inventory, Delivery & Lifecycle Information:

[Mill-Max:](#)

[360-40-120-00-001000](#) [370-10-101-00-001000](#) [380-10-101-00-001000](#) [380-10-104-00-001000](#) [380-10-106-00-001000](#) [380-10-110-00-001000](#)