

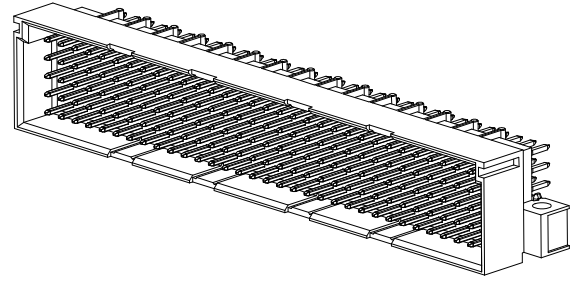
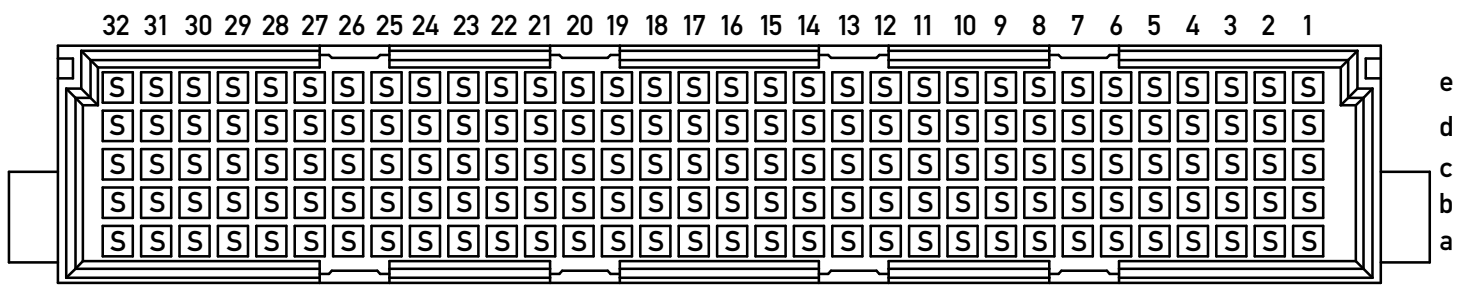
Stecklänge / mating length

ESL

0.8 ±0.1    0.8 ±0.1    4.8 ±0.2

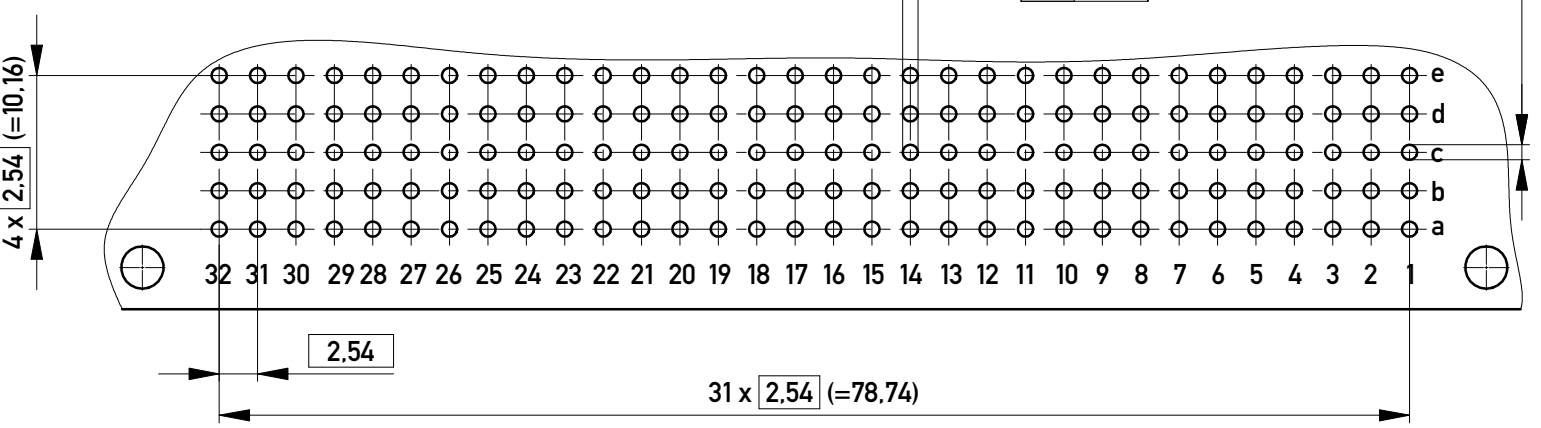
E = early mate, late break / voreilend  
 S = standard  
 L = late mate, early break / nacheilend

Bestückungsplan / contact layout



Gerader Lötanschluss 0,6x0,6mm / straight solder terminal 0,6x0,6mm  
 Bauart 4 / type 4  
 Anforderungsstufe 2 = 400 Steckzyklen / performance class 2 = 400 mating cycles  
 Fehlende Maße und Angaben nach IEC 60 603-2 / DIN EN 60 603-2  
 Missing information and dimensions per IEC 60 603-2 / DIN EN 60 603-2

Leiterplatten-Lochbild / PCB drillhole pattern



Information:		Tolerances	Scale	2:1
All rights reserved. Only for Information. To ensure that this is the latest version of this drawing, please contact one of the ERNI companies before using.		All Dimensions in mm	Designation	
Subject to modification without prior notice. Drawing will not be updated.			<b>Messerleiste E160 Löt</b> <b>Male Conn. E160 solder</b>	
www.ERNI.com		<b>384294</b>		I
d	02.05.2017	Class		A3
Index	Date	Class		STVE

Copyright by ERNI GmbH  
 Proprietary notice pursuant to ISO 16016 to be observed.