

### 描述 / Descriptions

SOT-23 塑封封装 P 道场效应管。  
P- CHANNEL MOSFET in a SOT-23 Plastic Package.

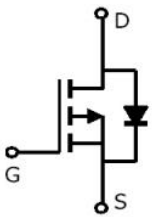
### 特征 / Features

低导通电阻，开关时间快，低导通电压，无卤产品。  
Ultra Low on-resistance. fast switching.Low on voltage.Halogen-free Product.


### 用途 / Applications

PWM 应用与负载开关。  
PWM application & Load switch

### 内部等效电路 / Equivalent Circuit



### 引脚排列 / Pinning



PIN 1 : G      PIN 2 : S      PIN 3 : D

### 印章代码 / Marking

Marking	H5P6
---------	------

**极限参数 / Absolute Maximum Ratings(Ta=25°C)**

参数 Parameter	符号 Symbol	数值 Rating	单位 Unit
Drain-Source Voltage	V <sub>DSS</sub>	-60	V
Gate-Body Leakage Voltage	V <sub>GSS</sub>	±20	V
Drain Current - Continuous	I <sub>D</sub>	-5	A
Power Dissipation (Surface Mounted on FR4 Board, t ≤ 10 sec.)	P <sub>D</sub>	1.5	W
Operating and Storage Temperature Range	T <sub>J</sub> , T <sub>STG</sub>	-55~150	°C
Maximum Junction-to-Ambient	R <sub>θJA</sub>	118.6	°C/W
Maximum Junction-to-Ambient		Steady-State	161.6
Maximum Junction-to-Lead	R <sub>θJL</sub>	83.3	°C/W

**电性能参数 / Electrical Characteristics(Ta=25°C)**

参数 Parameter	符号 Symbol	测试条件 Test Conditions	最小值 Min	典型值 Typ	最大值 Max	单位 Unit
Drain-Source Breakdown Voltage	V <sub>(BR)DSS</sub>	V <sub>GS</sub> =0V I <sub>D</sub> =-250μA	-60	-63		V
Gate Threshold Voltage	V <sub>GS(th)</sub>	V <sub>DS</sub> =V <sub>GS</sub> I <sub>D</sub> =-250μA	-1	-1.5	-2.5	V
Static Drain-Source On-Resistance	R <sub>DS(on)</sub>	V <sub>GS</sub> =-10V I <sub>D</sub> =-2A		84	100	mΩ
		V <sub>GS</sub> =-4.5V I <sub>D</sub> =-1A		103	125	mΩ
Zero Gate Voltage Drain Current	I <sub>DSS</sub>	V <sub>DS</sub> =-60V V <sub>GS</sub> =0V			-1.0	μA
Gate-Body Leakage.	I <sub>GSS</sub>	V <sub>GS</sub> =-20V			-100	nA
		V <sub>GS</sub> =20V			100	nA
Drain-Source Diode Forward Voltage	V <sub>SD</sub>	V <sub>GS</sub> =0V I <sub>S</sub> =-1A T <sub>J</sub> =25°C			-1.2	V
Input Capacitance	C <sub>iss</sub>	V <sub>DS</sub> =-25V V <sub>GS</sub> =0V f=1.0MHz		885		pF
Output Capacitance	C <sub>oss</sub>			90		
Reverse Transfer Capacitance	C <sub>rss</sub>			64		
Total Gate Charge	Q <sub>g</sub>	V <sub>DS</sub> =-30V V <sub>GS</sub> =-10.0V I <sub>D</sub> =-5A		25		nC
Gate-to-Source Charge	Q <sub>gs</sub>			3		
Gate-to-Drain Charge	Q <sub>gd</sub>			7		
Turn-On Delay Time	t <sub>d(on)</sub>	V <sub>DD</sub> =-30V V <sub>GS</sub> =-10V R <sub>L</sub> =7.5Ω R <sub>G</sub> =3Ω		8		ns
Turn-On Rise Time	t <sub>r</sub>			4		
Turn-Off Delay Time	t <sub>d(off)</sub>			32		
Turn-Off Fall Time	t <sub>f</sub>			7		

电参数曲线图 / Electrical Characteristic Curve

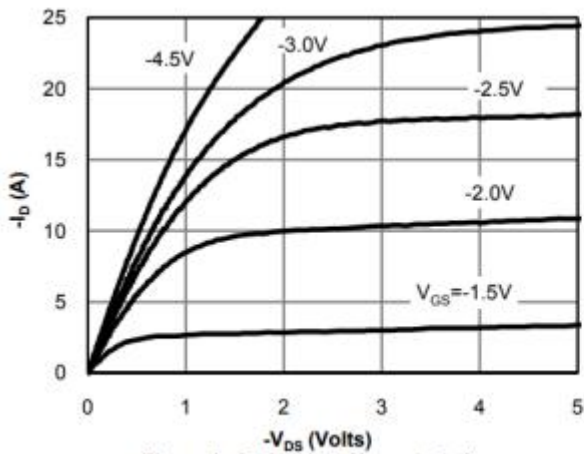


Figure 1: On-Region Characteristics

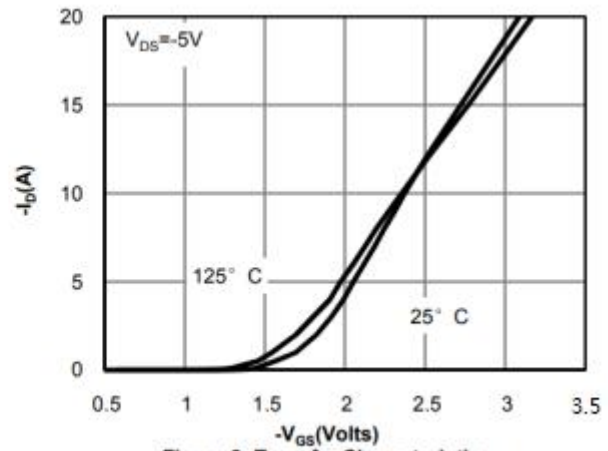


Figure 2: Transfer Characteristics

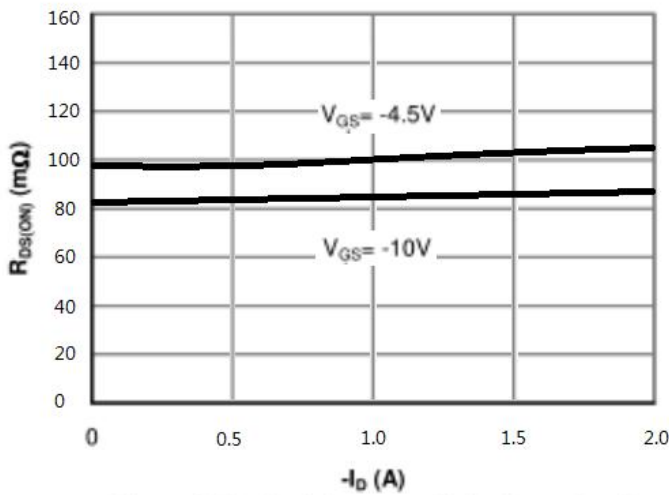


Figure 3: On-Resistance vs. Drain Current and Gate Voltage

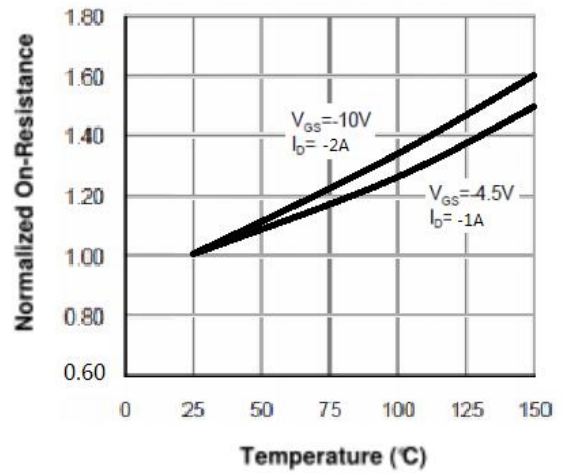


Figure 4: On-Resistance vs. Junction Temperature

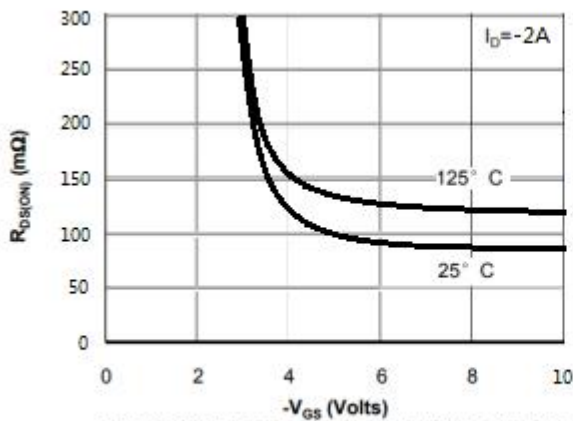


Figure 5: On-Resistance vs. Gate-Source Voltage

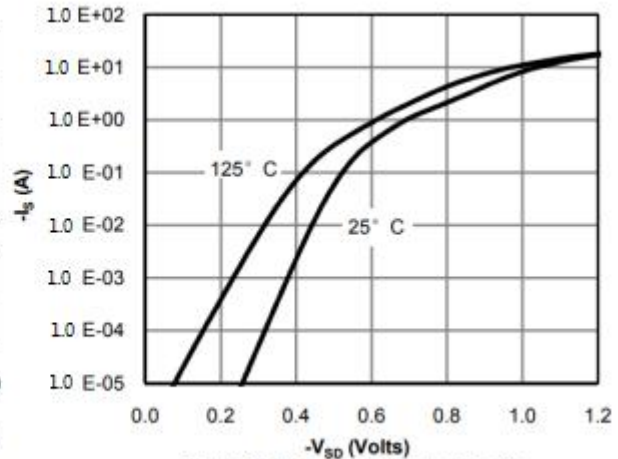


Figure 6: Body-Diode Characteristics

电参数曲线图 / Electrical Characteristic Curve

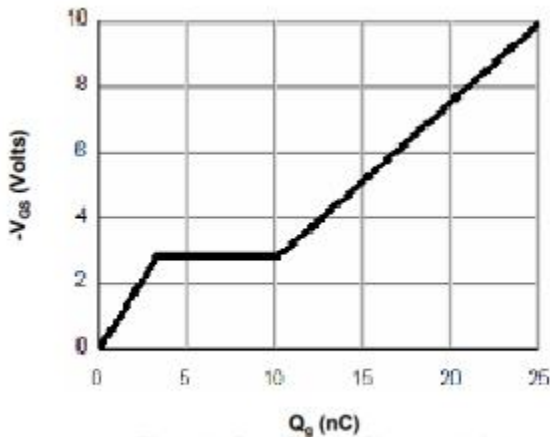


Figure 7: Gate-Charge Characteristics

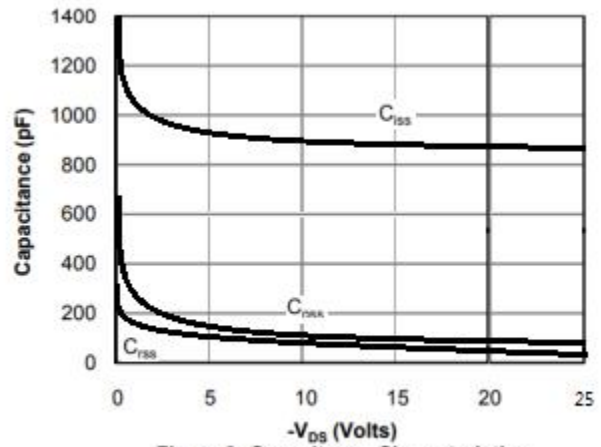


Figure 8: Capacitance Characteristics

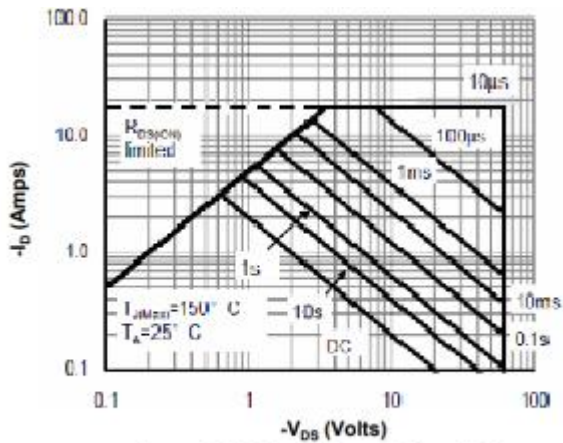


Figure 9: Maximum Forward Biased Safe Operating Area

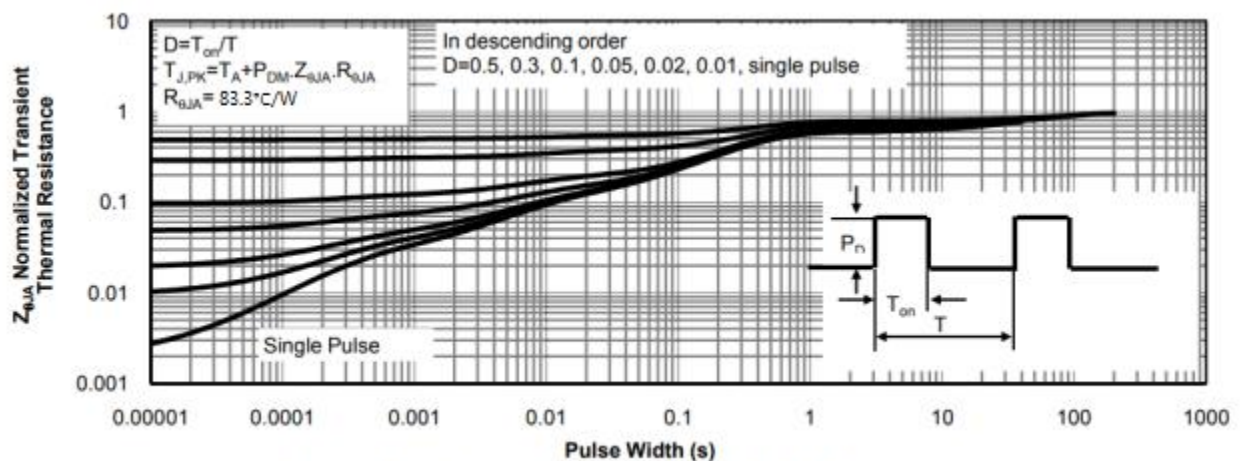
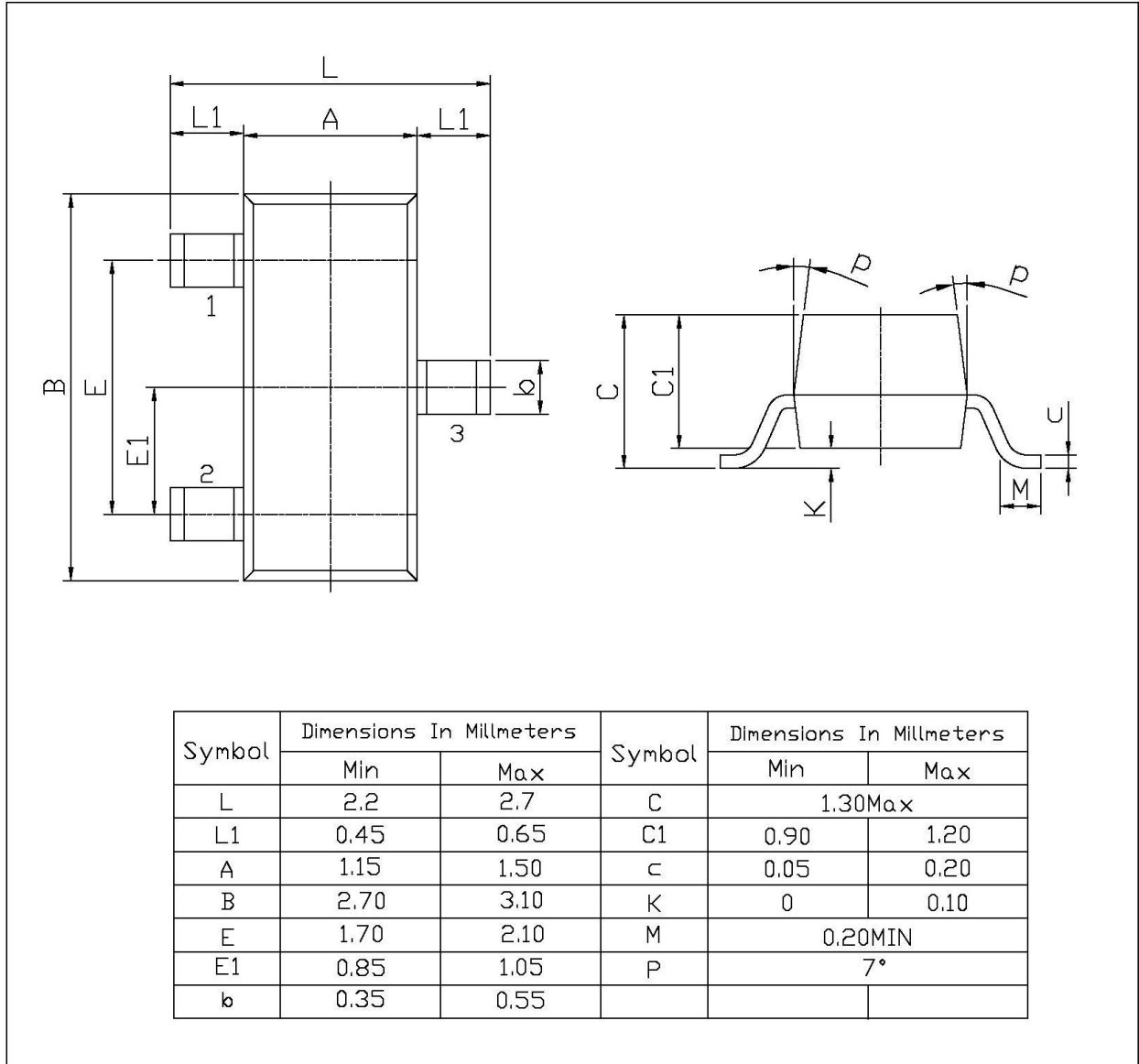


Figure 10: Normalized Maximum Transient Thermal Impedance

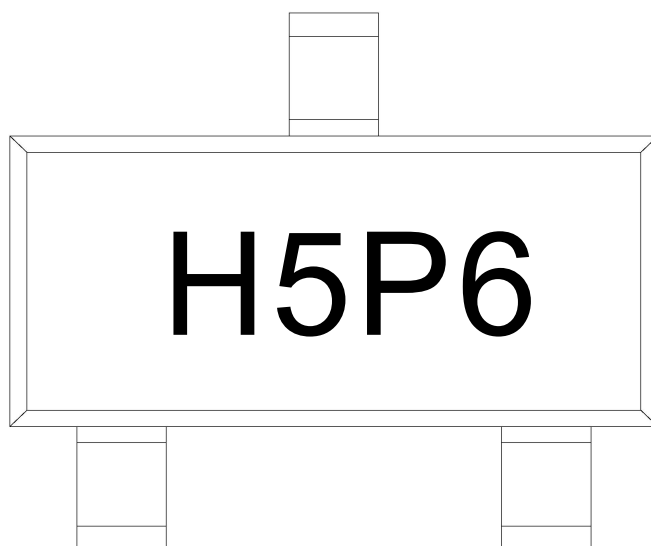
外形尺寸图 / Package Dimensions

SOT-23

单位: mm



印章说明 / Marking Instructions



说明：

H: 为公司代码

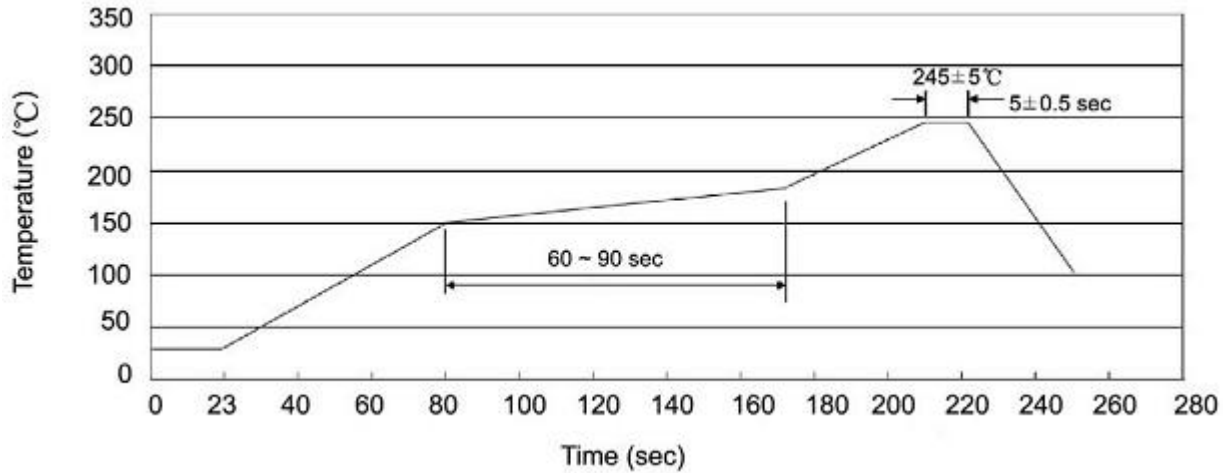
5P6： 为型号代码

Note:

H： Company Code.

5P6: Product Type

**回流焊温度曲线图(无铅) / Temperature Profile for IR Reflow Soldering(Pb-Free)**



说明：

- 1、预热温度 25 ~ 150°C，时间 60 ~ 90sec;
- 2、峰值温度 245±5°C，时间持续为 5±0.5sec;
- 3、焊接制程冷却速度为 2 ~ 10°C/sec.

Note:

- 1.Preheating:25~150°C, Time:60~90sec.
- 2.Peak Temp.:245±5°C, Duration:5±0.5sec.
3. Cooling Speed: 2~10°C/sec.

**耐焊接热试验条件 / Resistance to Soldering Heat Test Conditions**

温度：260±5°C

时间：10±1 sec.

Temp.:260±5°C

Time:10±1 sec

**包装规格 / Packaging SPEC.**

卷盘包装 / REEL

Package Type 封装形式	Units 包装数量					Dimension 包装尺寸 (unit: mm <sup>3</sup> )		
	Units/Reel 只/卷盘	Reels/Inner Box 卷盘/盒	Units/Inner Box 只/盒	Inner Boxes/Outer Box 盒/箱	Units/Outer Box 只/箱	Reel	Inner Box 盒	Outer Box 箱
SOT-23	3,000	10	30,000	6	180,000	7" ×8	180×120×180	390×385×205

**使用说明 / Notices**